

---

2024년 가락시장

# 주요 품목 주간 거래동향

---

3월 3주차 주요 동향

[2024.3.23. ~ 3.29.]



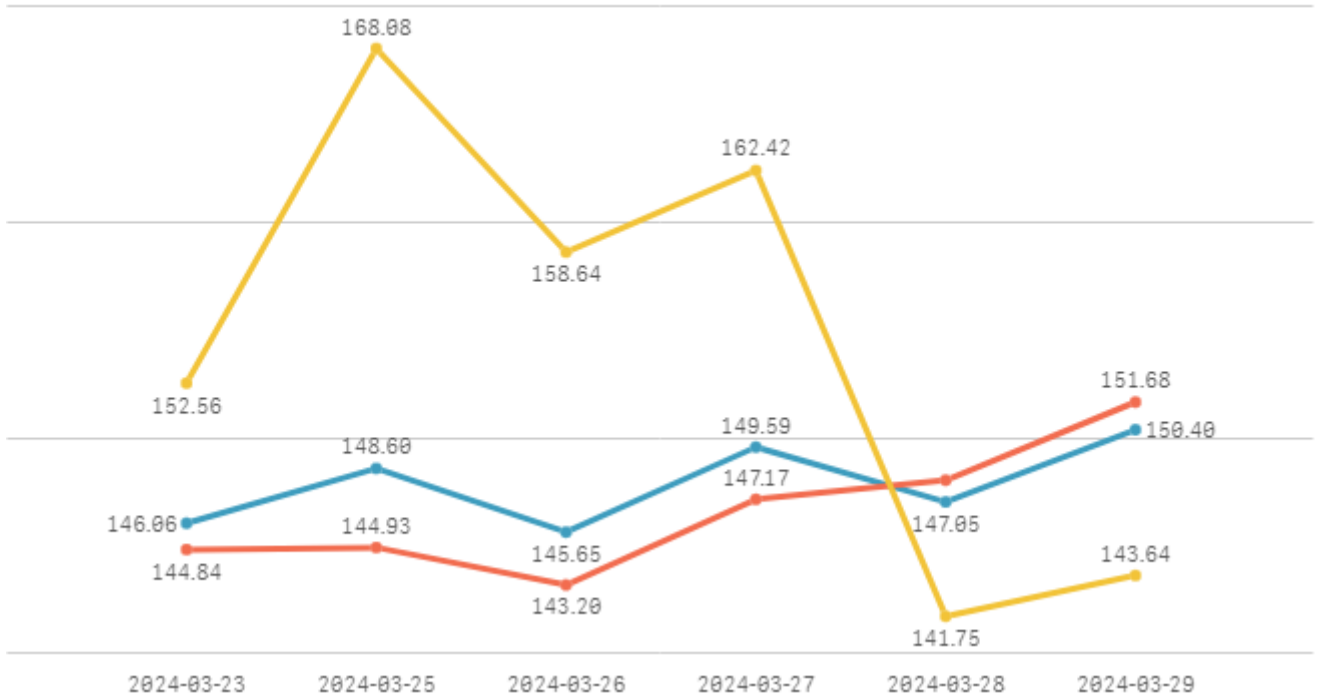
서울특별시농수산물공사

[데이터전략팀]

# 1. 주간 표준지수

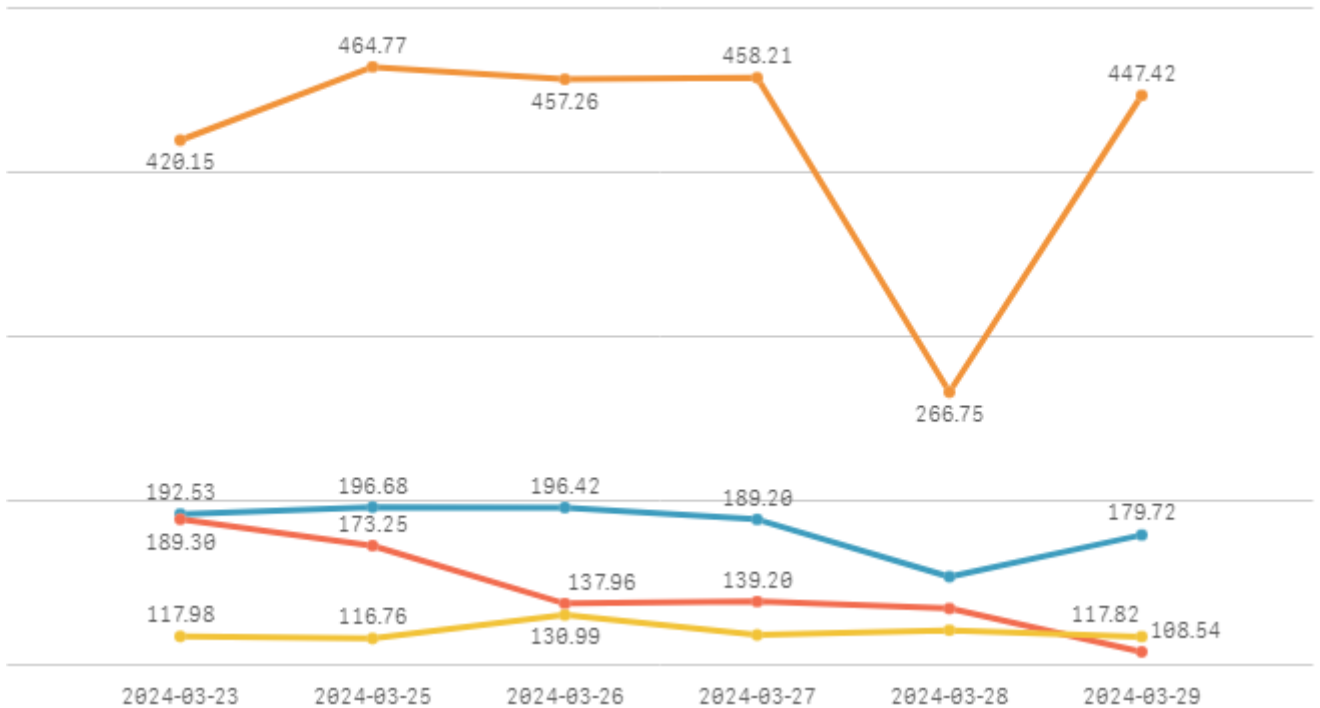
## □ 청과부류

합계    채소계    과일계



## □ 수산부류

합계    생선류    조개류    건어류



## 2. 주요 품목 주간 거래동향

### 주요 품목(종) 주간동향 (2024.03.23 ~ 03.29)

품종 단위	Q	금주평균	전주평균	전월평균	전년평균	5년평균 가격	전주대비	전월대비	전년대비	5년평균 대비
청양고추(10키로상자)		127,667	161,024	167,623	48,104	46,463	-21% ▼	-24% ▼	165% ▲	175% ▲
배 신고(15키로상자)		100,494	99,646	85,318	32,246	44,785	1% ▲	18% ▲	212% ▲	124% ▲
사과 미시마(10키로상자)		89,155	82,585	85,149	36,820	35,383	8% ▲	5% ▲	142% ▲	152% ▲
감자 수미(20키로상자)		75,619	75,117	68,454	74,459	60,044	1% ▲	10% ▲	2% ▲	26% ▲
사과 부사(10키로상자)		71,362	69,431	64,357	36,704	32,299	3% ▲	11% ▲	94% ▲	121% ▲
당근(20키로상자)		69,926	55,503	45,546	54,922	37,863	26% ▲	54% ▲	27% ▲	85% ▲
백다다기오이(100개)		66,799	86,330	123,362	57,380	49,423	-23% ▼	-46% ▼	16% ▲	35% ▲
(선)명태 수입(10키로상자)		51,813	49,403	66,610	65,774	59,121	5% ▲	-22% ▼	-21% ▼	-12% ▼
감자 두백(20키로상자)		43,279	39,218	37,627	43,607	35,022	10% ▲	15% ▲	-1% ▼	24% ▲
애호박(20개)		36,205	37,328	45,317	27,296	20,157	-3% ▼	-20% ▼	33% ▲	80% ▲
(선)고등어(10키로상자)		35,774	43,685	49,785	52,909	54,240	-18% ▼	-28% ▼	-32% ▼	-34% ▼
감굴(5키로상자)		34,546	45,339	44,778	22,195	24,831	-24% ▼	-23% ▼	56% ▲	39% ▲
호박밭 고무마(10키로상자)		29,868	31,803	29,964	22,305	28,009	-6% ▼	-0% ▼	34% ▲	7% ▲
바나나 수입(13키로상자)		29,274	28,227	27,885	33,538	27,362	4% ▲	5% ▲	-13% ▼	7% ▲
토마토 완숙(5키로상자)		27,781	27,136	32,725	16,955	14,079	2% ▲	-15% ▼	64% ▲	97% ▲
대추방울토마토(3키로상자)		26,242	23,981	28,441	27,126	18,572	9% ▲	-8% ▼	-3% ▼	41% ▲
포도 샤인머스켓(2키로상자)		24,899	20,777	22,864	17,878	31,856	20% ▲	9% ▲	39% ▲	-22% ▼
만감 천혜향(3키로상자)		23,929	23,106	21,444	19,093	19,596	4% ▲	12% ▲	25% ▲	22% ▲
시금치(4키로상자)		19,536	19,055	14,672	9,541	9,078	3% ▲	33% ▲	105% ▲	115% ▲
만감 한라봉(3키로상자)		18,460	21,185	20,056	16,682	16,996	-13% ▼	-8% ▼	11% ▲	9% ▲
딸기 설향(2키로상자)		18,004	18,516	29,538	15,406	14,572	-3% ▼	-39% ▼	17% ▲	24% ▲
건증멸치(1.5키로상자)		17,609	18,482	18,786	11,906	10,088	-5% ▼	-6% ▼	48% ▲	75% ▲
무(20키로상자)		13,929	12,763	14,216	12,705	9,397	9% ▲	-2% ▼	10% ▲	48% ▲
느타리버섯(2키로상자)		12,896	11,641	11,638	6,320	6,029	11% ▲	11% ▲	104% ▲	114% ▲
양배추(8키로망대)		12,891	7,713	5,463	6,862	6,753	67% ▲	136% ▲	88% ▲	91% ▲
곶종합(10키로망대)		12,562	12,636	13,435	13,138	9,800	-1% ▼	-7% ▼	-4% ▼	28% ▲
배추(10키로망대)		11,397	11,535	9,043	6,659	7,251	-1% ▼	26% ▲	71% ▲	57% ▲
상추 포기참(4키로상자)		10,324	15,070	19,140	12,426	11,356	-31% ▼	-46% ▼	-17% ▼	-9% ▼
새송이버섯(2키로상자)		6,715	7,303	6,513	5,953	5,899	-8% ▼	3% ▲	13% ▲	14% ▲
대파(일반)(1키로단)		2,147	2,370	3,566	1,614	1,764	-9% ▼	-40% ▼	33% ▲	22% ▲
양파(1키로)		1,522	1,684	1,401	1,647	1,090	-10% ▼	9% ▲	-8% ▼	40% ▲

## □ 품종별 등락가격 비교(전주대비)

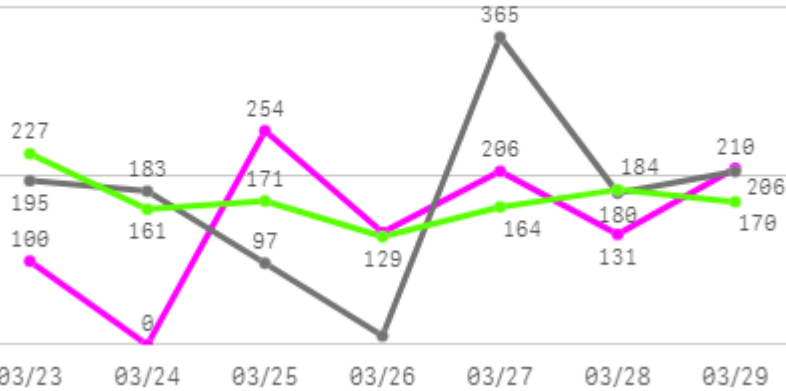
구분	품목(종)명
상승 품목(종)	감자 두백(10%),느타리버섯(11%),당근(26%),대추방울토마토(9%),무(9%),사과 미시마(8%),양배추(67%),포도 샤인머스켓(20%)
하락 품목(종)	(선)고등어(-18%),감굴(-24%),대파(일반)(-9%),만감 한라봉(-13%),백다다기오이(-23%),상추 포기참(-31%),새송이버섯(-8%),양파(-10%),청양고추(-21%),호박밤 고구마(-6%)
보합 품목(종)(+5%)	(선)명태 수입,감자 수미,건중멸치,걸홍합,딸기 설향,만감 천혜향,바나나 수입,배 신고,배추,사과 부사,시금치,애호박,토마토 완숙

# 3. 품목(종)별 주간 거래동향

## 고구마

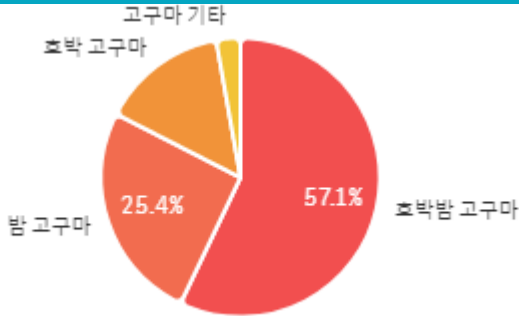
주간 반입량(톤)

● 2024 ● 2023 ● 평년

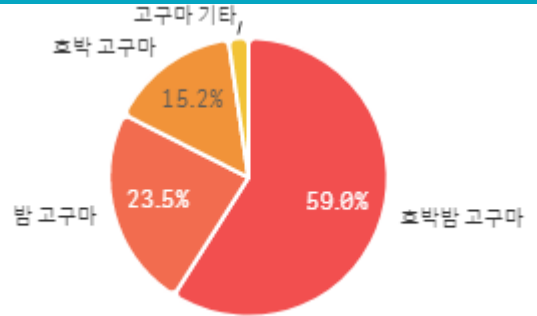


구분	금주(A)	전주(B)	전월(C)	전년(D)	평년(E)	A/B	A/C	A/D	A/E
물량(톤)	1,034	1,025	1,163	1,237	1,206	100.9%	88.9%	83.6%	85.8%

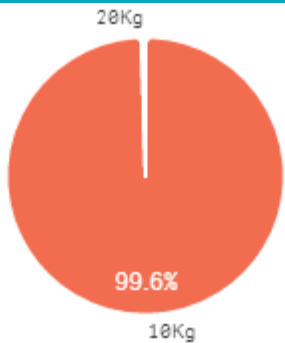
출하 품종별 거래물량 구성비



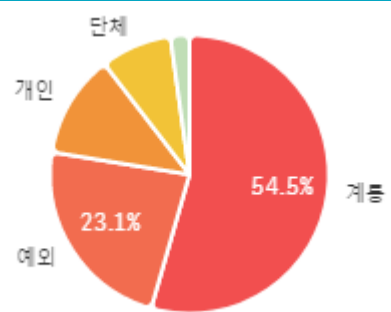
출하 품종별 거래금액 구성비



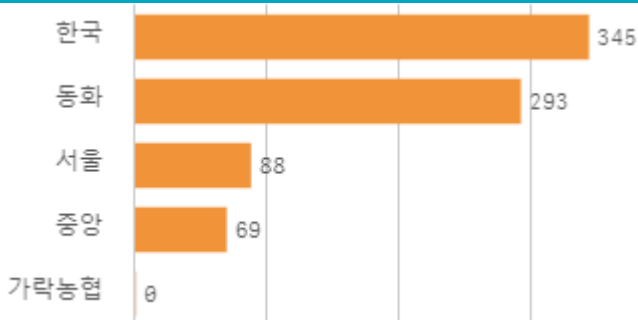
거래 단량별 물량 구성비



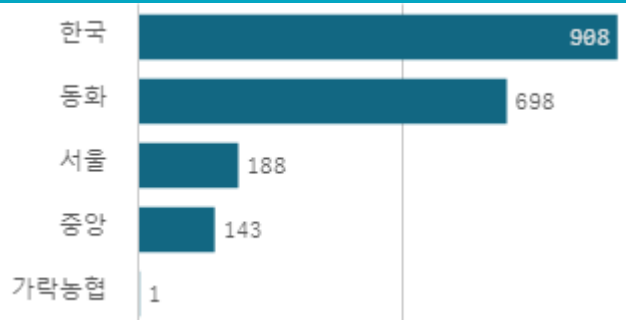
출하자별 거래물량 구성비



도매시장 법인별 거래물량(톤)

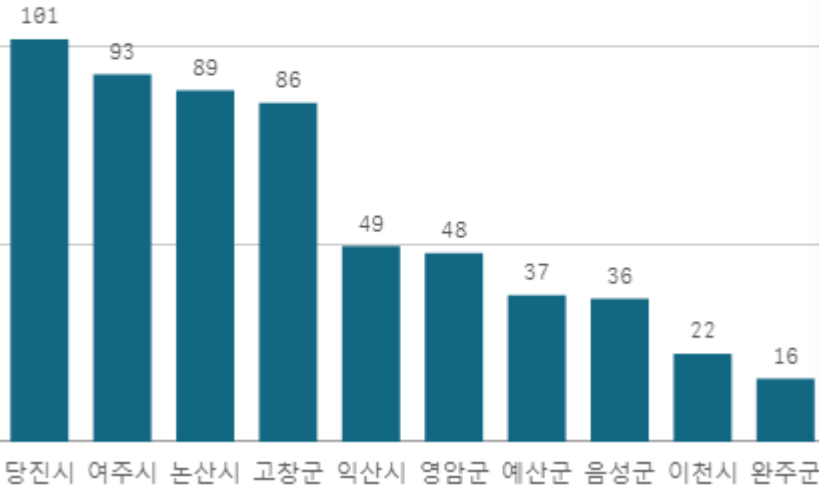


도매시장 법인별 거래금액(백만원)



# 호박밤 고구마(10Kg)

산지별 거래물량(톤)



출하산지(개소)

13

출하건수(천건)

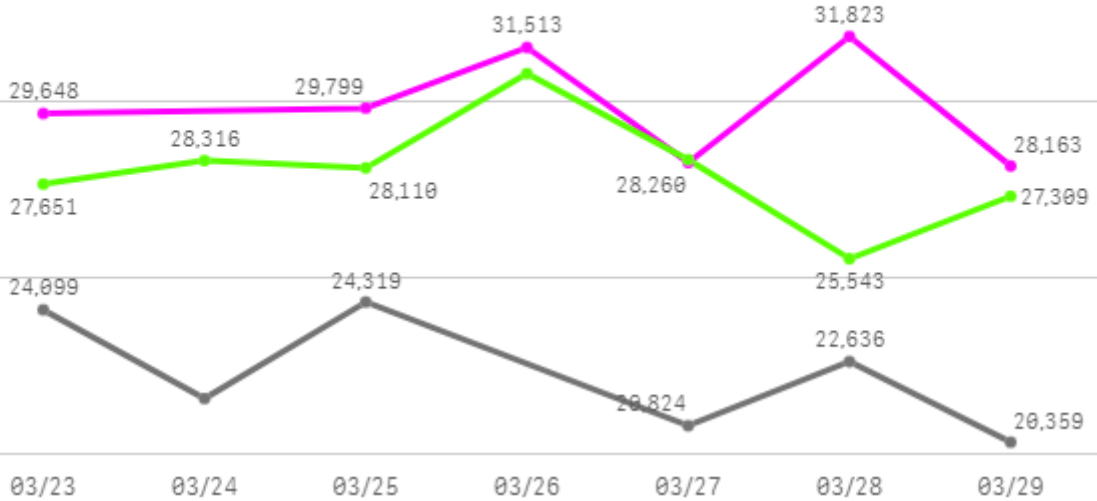
2

산지별 주출하 시군구



주간 도매가격(원)

◆ 2024    ● 2023    ◆ 평년



구분	금주(A)	전주(B)	전월(C)	전년(D)	평년(E)	A/B	A/C	A/D	A/E
가격(원)	29,868	31,803	29,964	22,305	28,009	93.9%	99.7%	133.9%	106.6%

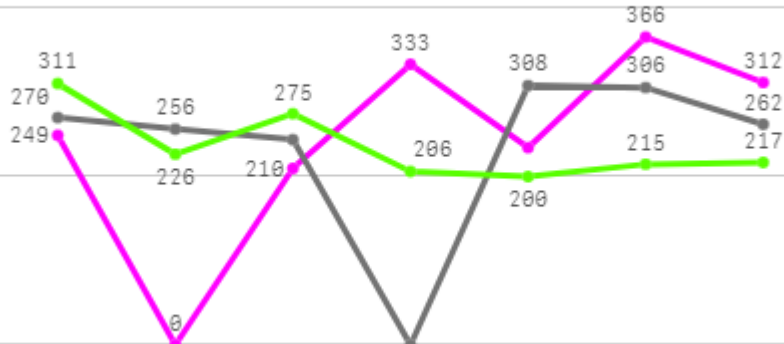
## □ 호박밤 고구마(10Kg) 주간 가격

구분	Q	품종	Q	단량	Q	특	상	보통	하
2024-03-23		호박밤 고구마		10Kg		34,636	29,648	24,164	16,966
2024-03-25		호박밤 고구마		10Kg		45,344	29,799	24,162	16,478
2024-03-26		호박밤 고구마		10Kg		46,592	31,513	24,029	15,732
2024-03-27		호박밤 고구마		10Kg		41,850	28,260	22,537	14,637
2024-03-28		호박밤 고구마		10Kg		38,678	31,823	23,921	15,363
2024-03-29		호박밤 고구마		10Kg		34,951	28,163	22,867	14,509
평균						<b>40,342</b>	<b>29,868</b>	<b>23,613</b>	<b>15,614</b>

# 감자

## 주간 반입량(톤)

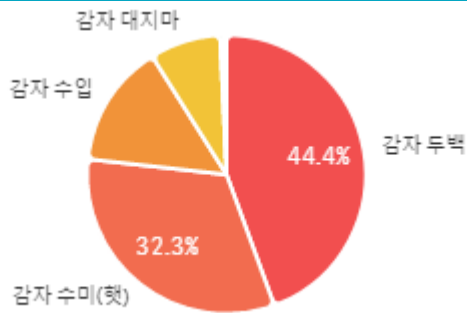
◆ 2024    ● 2023    ▲ 평년



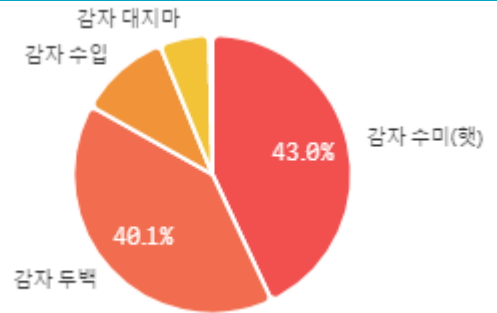
03/23    03/24    03/25    03/26    03/27    03/28    03/29

구분	금주(A)	전주(B)	전월(C)	전년(D)	평년(E)	A/B	A/C	A/D	A/E
물량(톤)	1,703	1,483	1,500	1,646	1,649	114.8%	113.5%	103.5%	103.3%

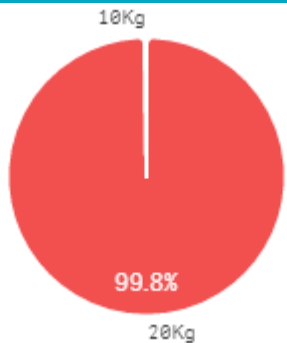
## 출하 품종별 거래물량 구성비



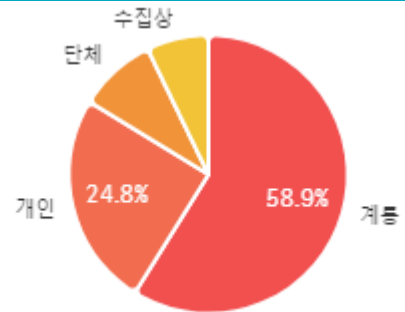
## 출하 품종별 거래금액 구성비



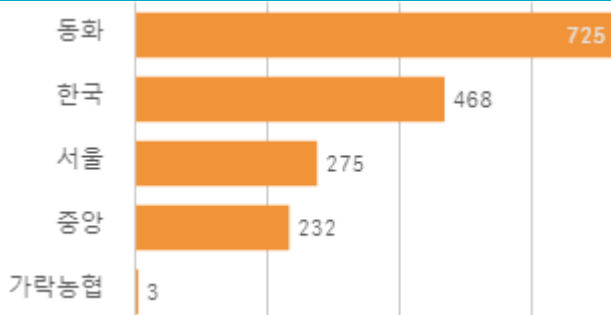
## 거래 단량별 물량 구성비



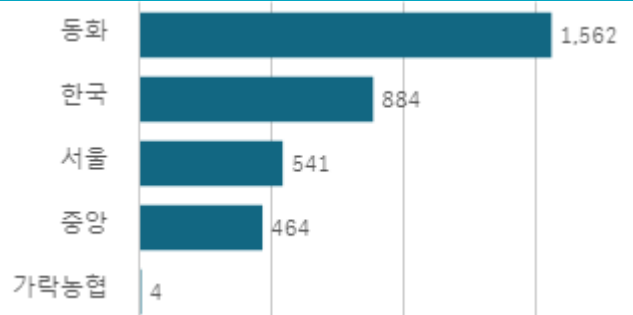
## 출하자별 거래물량 구성비



## 도매시장 법인별 거래물량(톤)



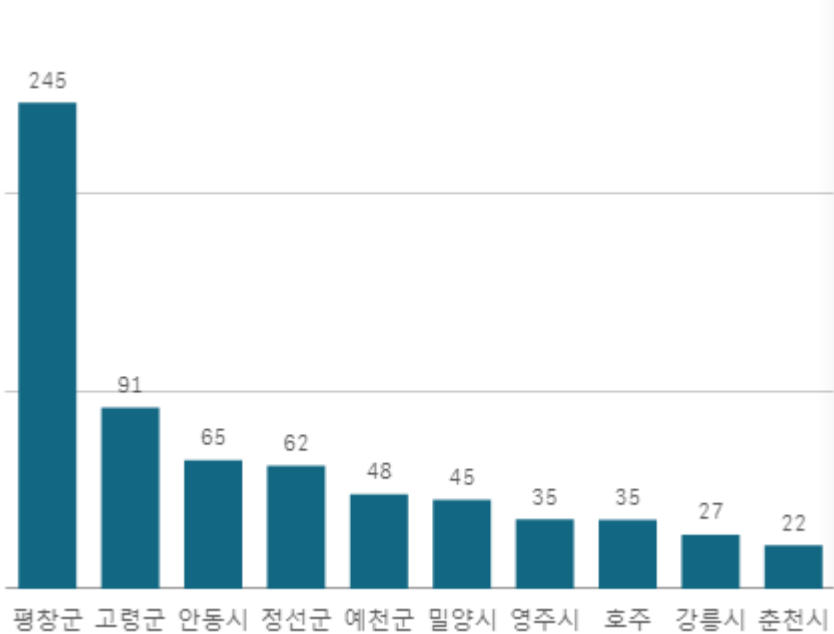
## 도매시장 법인별 거래금액(백만원)





# 감자 두백(20Kg)

산지별 거래물량(톤)



출하산지(개소)

22

출하건수(천건)

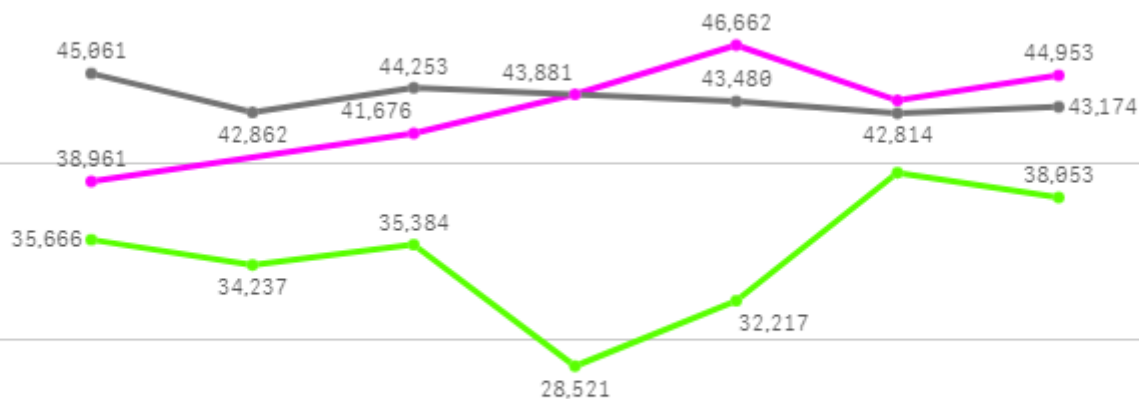
1

산지별 주출하 시군구



주간 도매가격(원)

◆ 2024    ● 2023    ◆ 평년



03/23    03/24    03/25    03/26    03/27    03/28    03/29

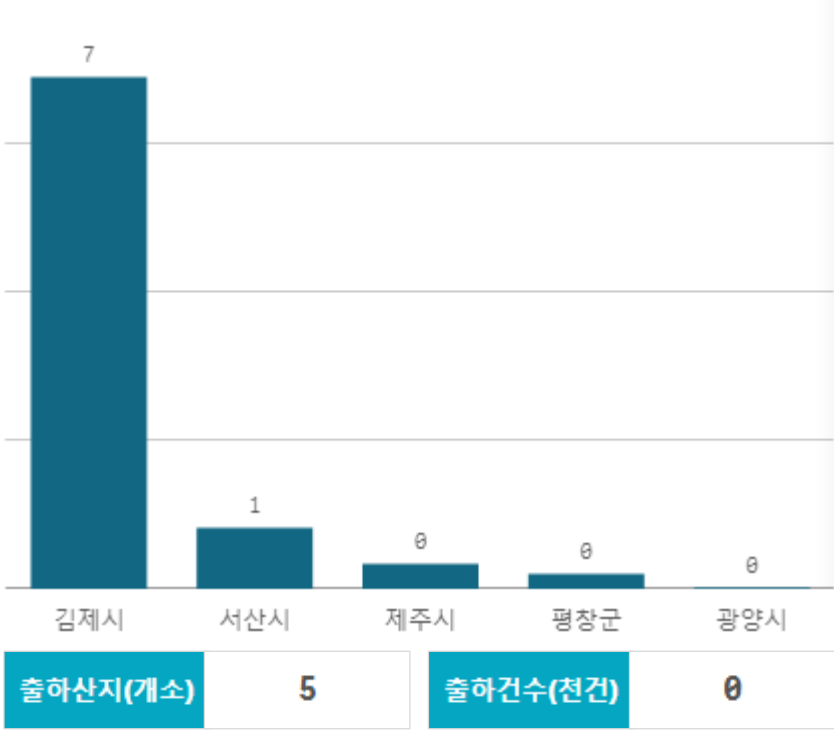
구분	금주(A)	전주(B)	전월(C)	전년(D)	평년(E)	A/B	A/C	A/D	A/E
가격(원)	43,279	39,218	37,627	43,607	35,022	110.4%	115.0%	99.2%	123.6%

## □ 감자 두백(20Kg) 주간 가격

구분	Q	품종	Q	단량	Q	특	상	보통	하
2024-03-23		감자 두백		20Kg		42,577	38,961	33,007	18,836
2024-03-25		감자 두백		20Kg		49,244	41,676	33,906	21,626
2024-03-26		감자 두백		20Kg		48,663	43,881	35,115	23,446
2024-03-27		감자 두백		20Kg		50,000	46,662	39,910	24,758
2024-03-28		감자 두백		20Kg		50,211	43,542	34,415	20,915
2024-03-29		감자 두백		20Kg		48,447	44,953	35,033	18,919
평균						<b>48,190</b>	<b>43,279</b>	<b>35,231</b>	<b>21,417</b>

# 감자 수미(20Kg)

산지별 거래물량(톤)



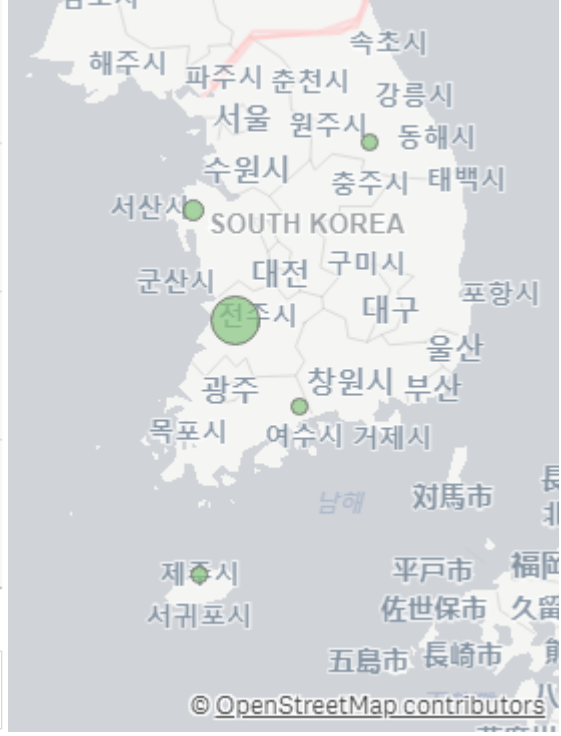
출하산지(개소)

5

출하건수(천건)

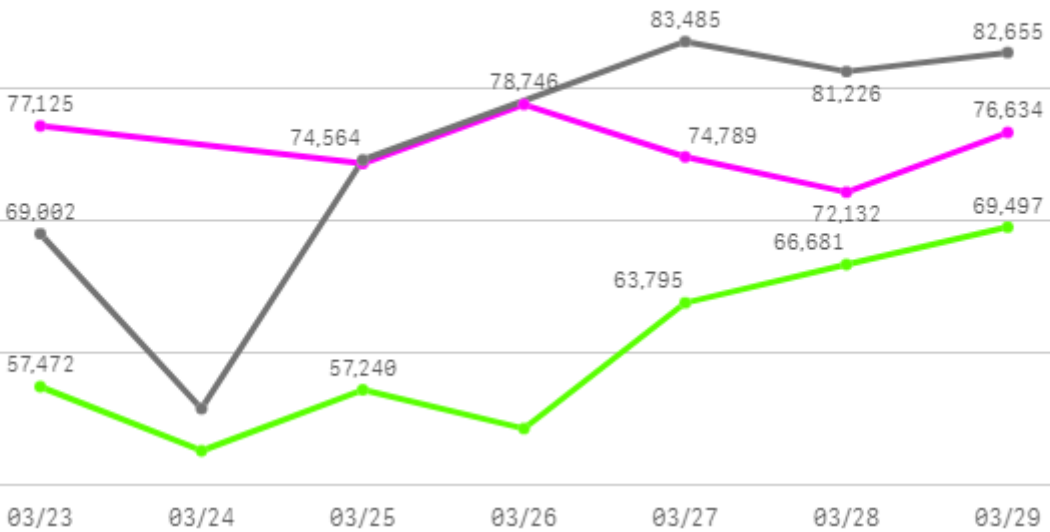
0

산지별 주출하 시군구



주간 도매가격(원)

◆ 2024    ● 2023    ◆ 평년



구분	금주(A)	전주(B)	전월(C)	전년(D)	평년(E)	A/B	A/C	A/D	A/E
가격(원)	75,619	75,117	68,454	74,459	60,044	100.7%	110.5%	101.6%	125.9%

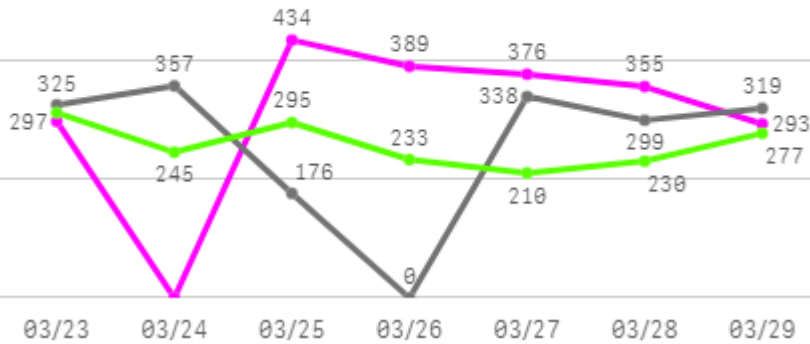
## □ 감자 수미(20Kg) 주간 가격

구분	Q	품종	Q	단량	Q	특	상	보통	하
2024-03-23		감자 수미		20Kg		84,708	77,125	50,391	24,209
2024-03-25		감자 수미		20Kg		83,704	74,290	52,803	27,016
2024-03-26		감자 수미		20Kg		86,673	78,746	57,979	29,962
2024-03-27		감자 수미		20Kg		85,266	74,789	56,561	27,975
2024-03-28		감자 수미		20Kg		83,799	72,132	47,205	27,457
2024-03-29		감자 수미		20Kg		86,954	76,634	46,229	22,850
평균						<b>85,184</b>	<b>75,619</b>	<b>51,861</b>	<b>26,578</b>

# 배추

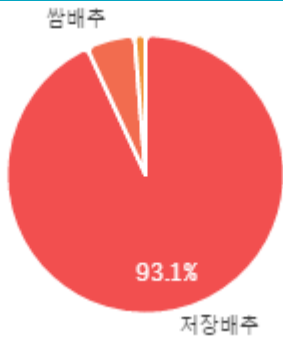
## 주간 반입량(톤)

◆ 2024    ● 2023    ▲ 평년

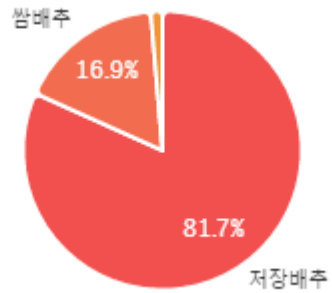


구분	금주(A)	전주(B)	전월(C)	전년(D)	평년(E)	A/B	A/C	A/D	A/E
물량(톤)	2,144	2,149	1,725	1,813	1,800	99.7%	124.3%	118.3%	119.1%

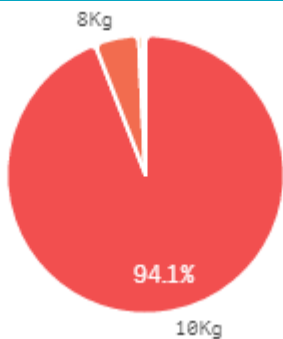
## 출하 품종별 거래물량 구성비



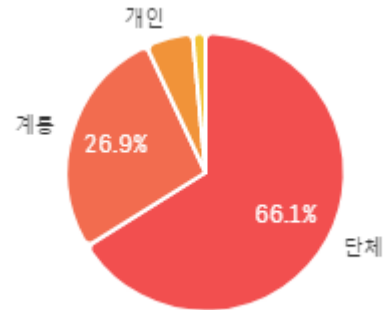
## 출하 품종별 거래금액 구성비



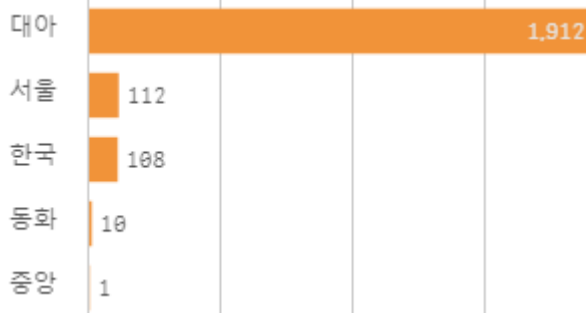
## 거래 단량별 물량 구성비



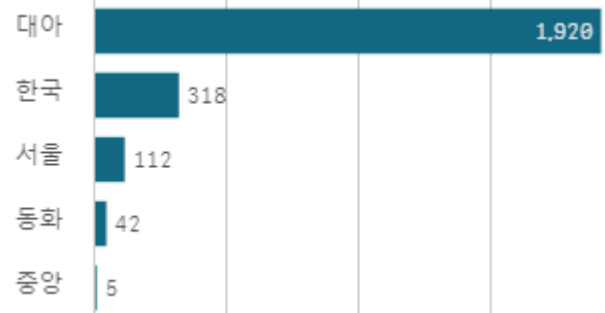
## 출하자별 거래물량 구성비



## 도매시장 법인별 거래물량(톤)

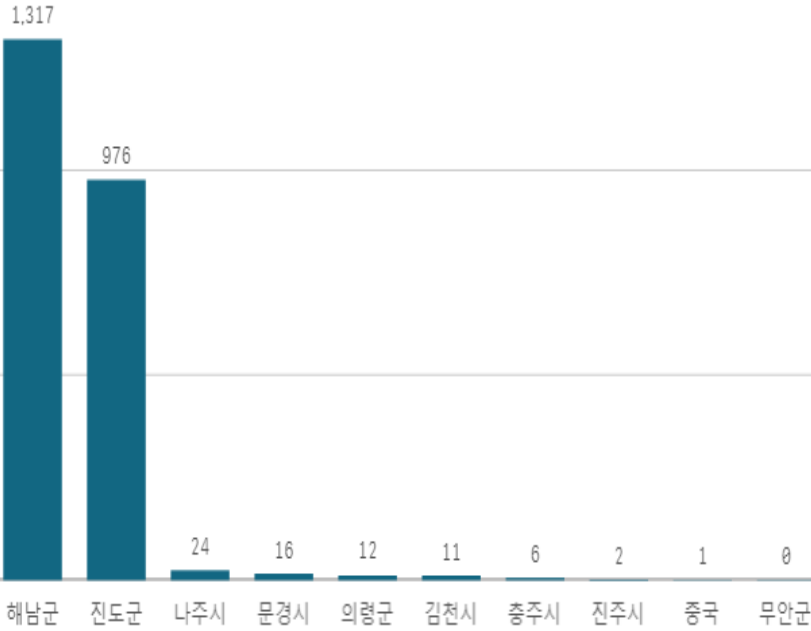


## 도매시장 법인별 거래금액(백만원)



# 배추(10Kg)

산지별 거래물량(톤)



산지별 주출하 시군구



출하산지(개소)

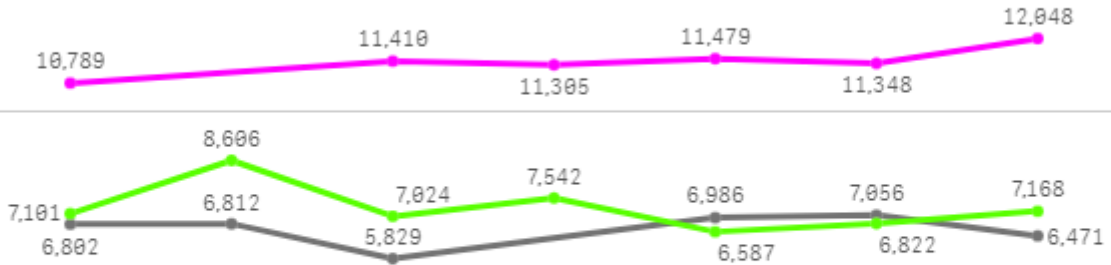
16

출하건수(천건)

1

주간 도매가격(원)

◆ 2024    ● 2023    ◆ 평년



03/23    03/24    03/25    03/26    03/27    03/28    03/29

구분	금주(A)	전주(B)	전월(C)	전년(D)	평년(E)	A/B	A/C	A/D	A/E
가격(원)	11,397	11,535	9,043	6,659	7,251	98.8%	126.0%	171.1%	157.2%

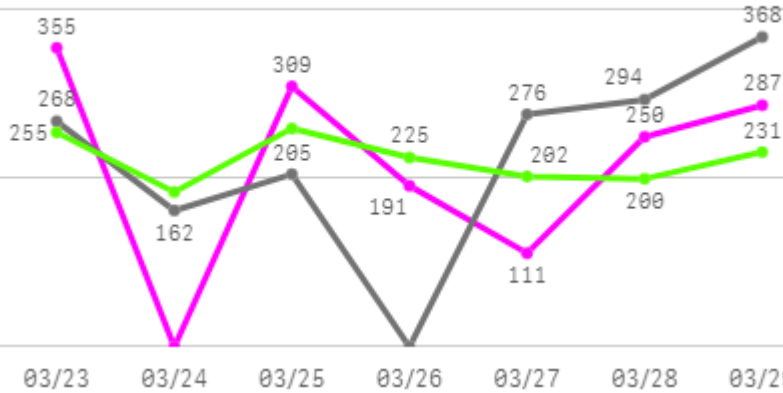
## □ 배추(10Kg) 주간 가격

구분	Q	품종	Q	단량	Q	특	상	보통	하
2024-03-23		배추		10Kg		13,029	10,789	8,686	7,660
2024-03-25		배추		10Kg		13,442	11,410	9,109	7,409
2024-03-26		배추		10Kg		13,117	11,305	9,096	7,633
2024-03-27		배추		10Kg		13,735	11,479	9,204	7,368
2024-03-28		배추		10Kg		13,785	11,348	9,443	7,674
2024-03-29		배추		10Kg		13,848	12,048	9,694	7,576
평균						<b>13,493</b>	<b>11,397</b>	<b>9,205</b>	<b>7,553</b>

# 양배추

## 주간 반입량(톤)

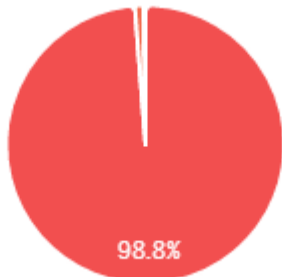
◆ 2024    ● 2023    ▲ 평년



구분	금주(A)	전주(B)	전월(C)	전년(D)	평년(E)	A/B	A/C	A/D	A/E
물량(톤)	1,504	2,106	2,079	1,573	1,556	71.4%	72.4%	95.6%	96.6%

### 출하 품종별 거래물량 구성비

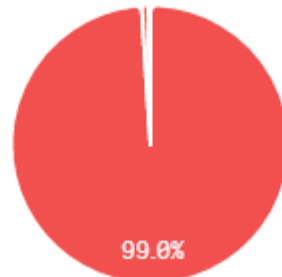
양배추 수입



양배추(일반)

### 출하 품종별 거래금액 구성비

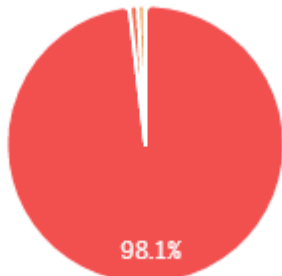
양배추 수입



양배추(일반)

### 거래 단량별 물량 구성비

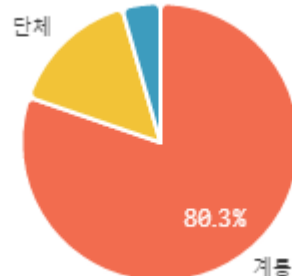
15Kg



8Kg

### 출하자별 거래물량 구성비

개인




계통

### 도매시장 법인별 거래물량(톤)



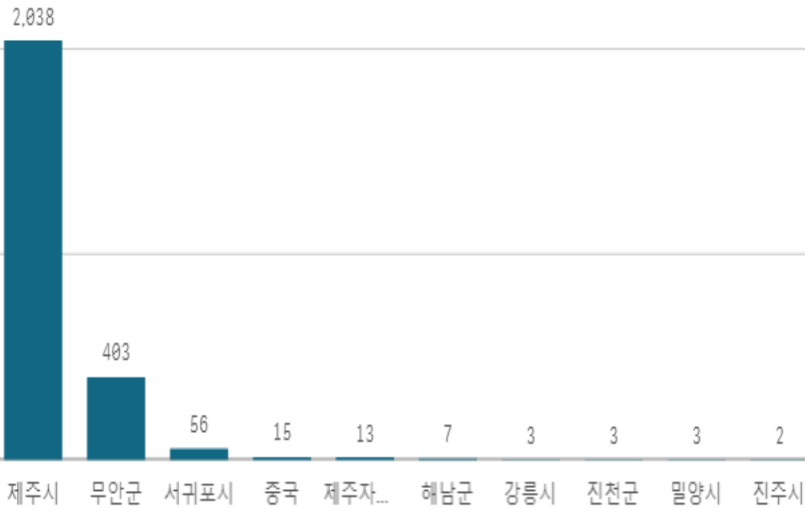
### 도매시장 법인별 거래금액(백만원)





# 양배추(8Kg)

산지별 거래물량(톤)



출하산지(개소)

13

출하건수(천건)

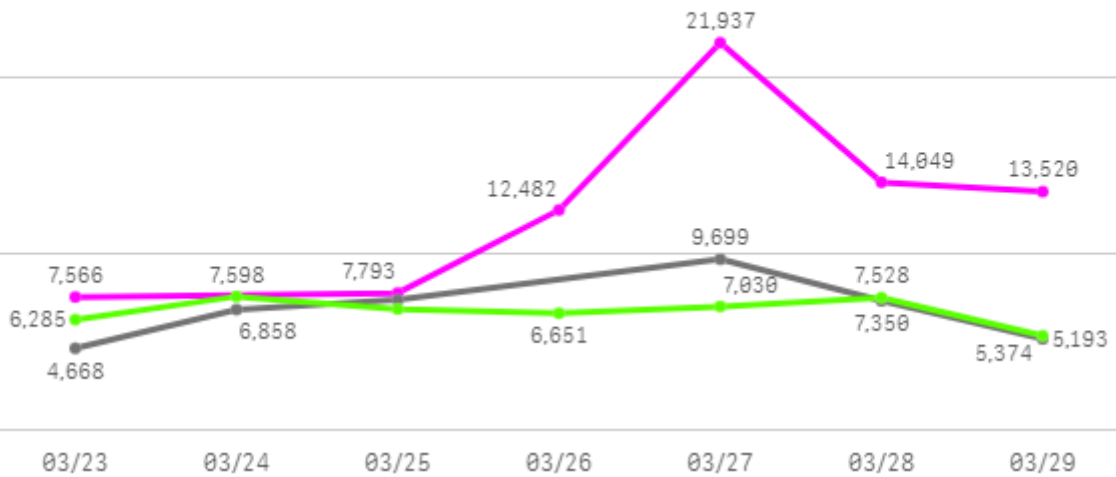
1

산지별 주출하 시군구



주간 도매가격(원)

◆ 2024    ● 2023    ◆ 평년



03/23

03/24

03/25

03/26

03/27

03/28

03/29

구분	금주(A)	전주(B)	전월(C)	전년(D)	평년(E)	A/B	A/C	A/D	A/E
가격(원)	12,891	7,713	5,463	6,862	6,753	167.1%	236.0%	187.9%	190.9%

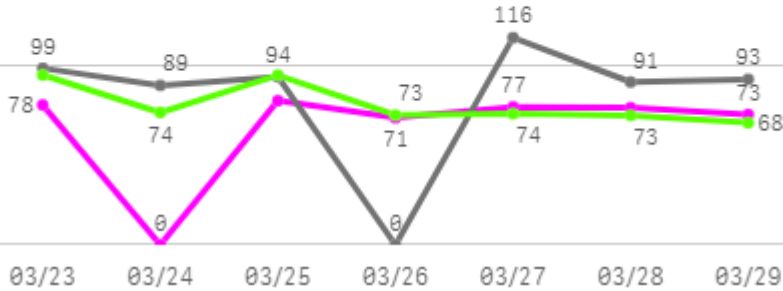
## □ 양배추(8Kg) 주간 가격

구분	Q	품종	Q	단량	Q	특	상	보통	하
2024-03-23		양배추		8Kg		8,696	7,566	5,747	4,451
2024-03-25		양배추		8Kg		8,961	7,793	6,293	4,340
2024-03-26		양배추		8Kg		13,484	12,482	10,210	8,071
2024-03-27		양배추		8Kg		23,693	21,937	19,226	10,384
2024-03-28		양배추		8Kg		17,814	14,049	11,121	8,840
2024-03-29		양배추		8Kg		17,161	13,520	11,279	9,245
평균						<b>14,968</b>	<b>12,891</b>	<b>10,646</b>	<b>7,555</b>

# 시금치

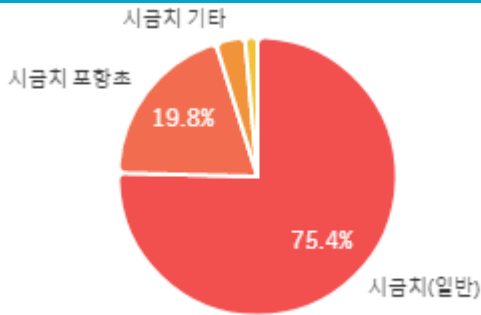
## 주간 반입량(톤)

◆ 2024    ● 2023    ▲ 평년

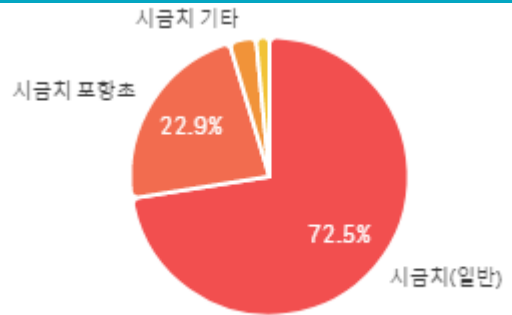


구분	금주(A)	전주(B)	전월(C)	전년(D)	평년(E)	A/B	A/C	A/D	A/E
물량(톤)	458	488	574	583	552	93.8%	79.8%	78.5%	83.0%

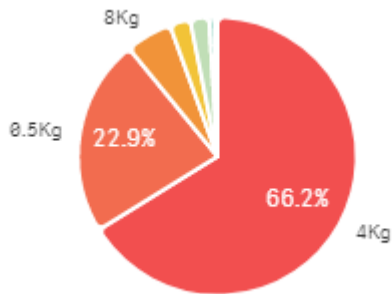
### 출하 품종별 거래물량 구성비



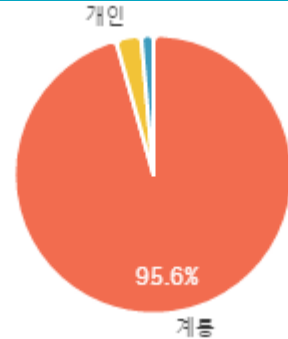
### 출하 품종별 거래금액 구성비



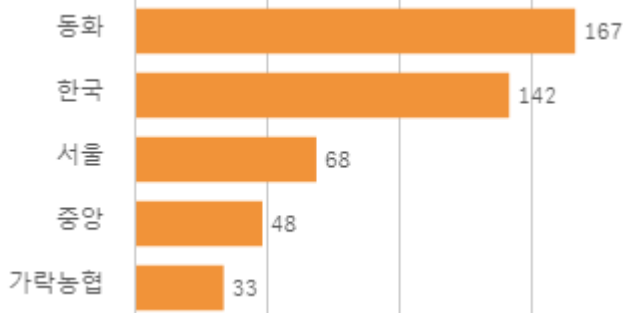
### 거래 단량별 물량 구성비



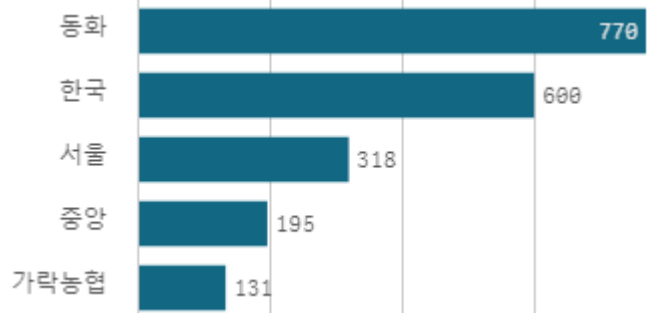
### 출하자별 거래물량 구성비



### 도매시장 법인별 거래물량(톤)

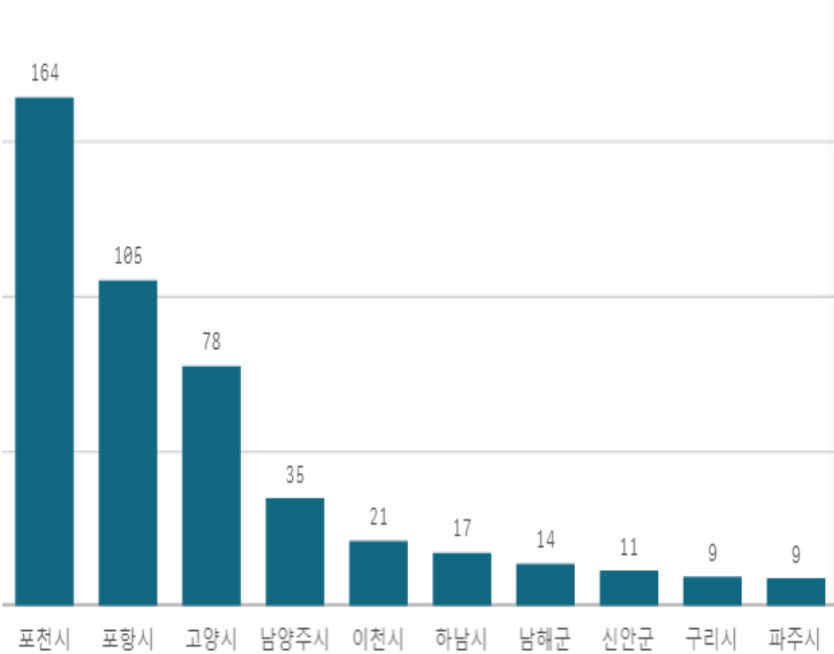


### 도매시장 법인별 거래금액(백만원)



# 시금치(4Kg)

산지별 거래물량(톤)



출하산지(개소)

52

출하건수(천건)

4

산지별 주출하 시군구



주간 도매가격(원)

◆ 2024    ● 2023    ◆ 평년



03/23    03/24    03/25    03/26    03/27    03/28    03/29

구분	금주(A)	전주(B)	전월(C)	전년(D)	평년(E)	A/B	A/C	A/D	A/E
가격(원)	19,536	19,055	14,672	9,541	9,078	102.5%	133.2%	204.8%	215.2%

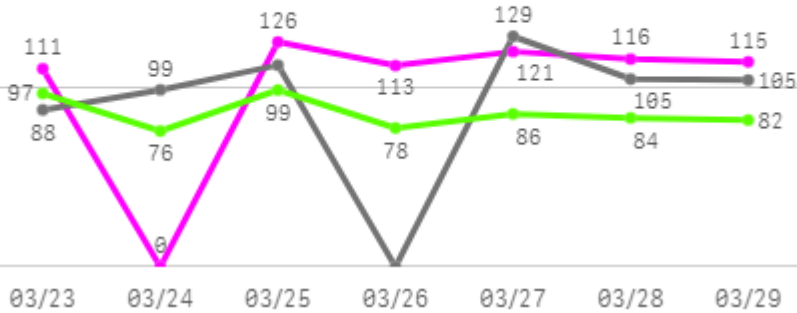
## □ 시금치(4Kg) 주간 가격

구분	Q	품종	Q	단량	Q	특	상	보통	하
2024-03-23		시금치		4Kg		26,097	20,992	18,492	14,917
2024-03-25		시금치		4Kg		21,740	19,434	16,882	12,998
2024-03-26		시금치		4Kg		20,684	18,402	16,253	13,194
2024-03-27		시금치		4Kg		19,644	18,080	15,859	12,674
2024-03-28		시금치		4Kg		24,296	20,514	16,325	12,068
2024-03-29		시금치		4Kg		22,045	19,793	17,778	15,324
평균						<b>22,418</b>	<b>19,536</b>	<b>16,932</b>	<b>13,529</b>

# 상추

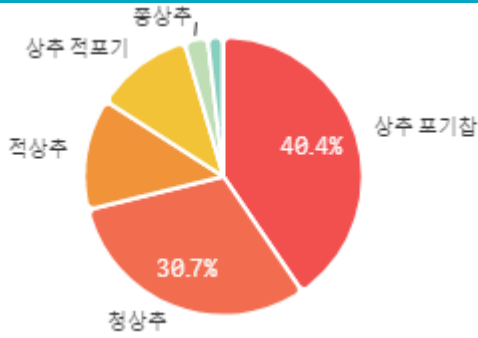
## 주간 반입량(톤)

◆ 2024    ● 2023    ▲ 평년

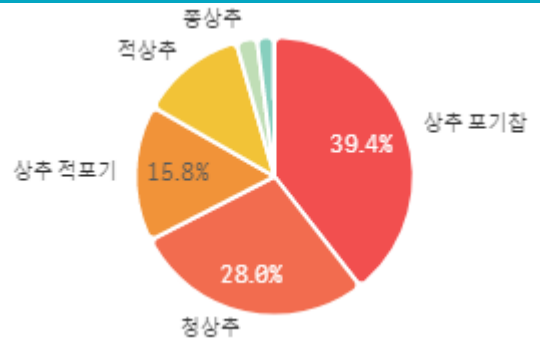


구분	금주(A)	전주(B)	전월(C)	전년(D)	평년(E)	A/B	A/C	A/D	A/E
물량(톤)	702	656	528	640	602	107.0%	133.0%	109.8%	116.6%

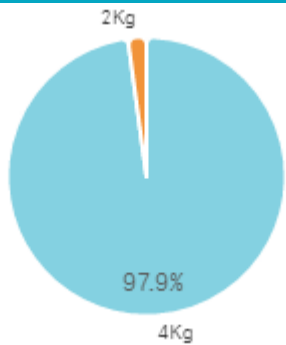
## 출하 품종별 거래물량 구성비



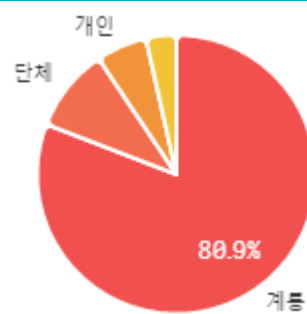
## 출하 품종별 거래금액 구성비



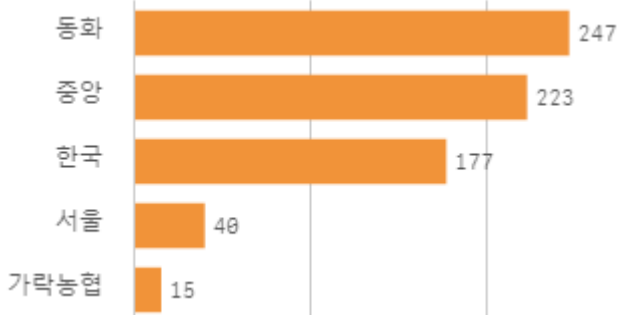
## 거래 단량별 물량 구성비



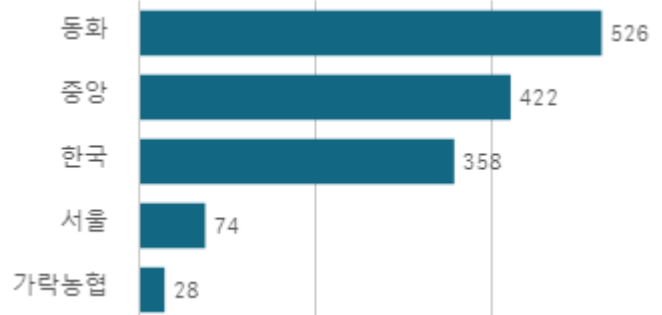
## 출하자별 거래물량 구성비



## 도매시장 법인별 거래물량(톤)

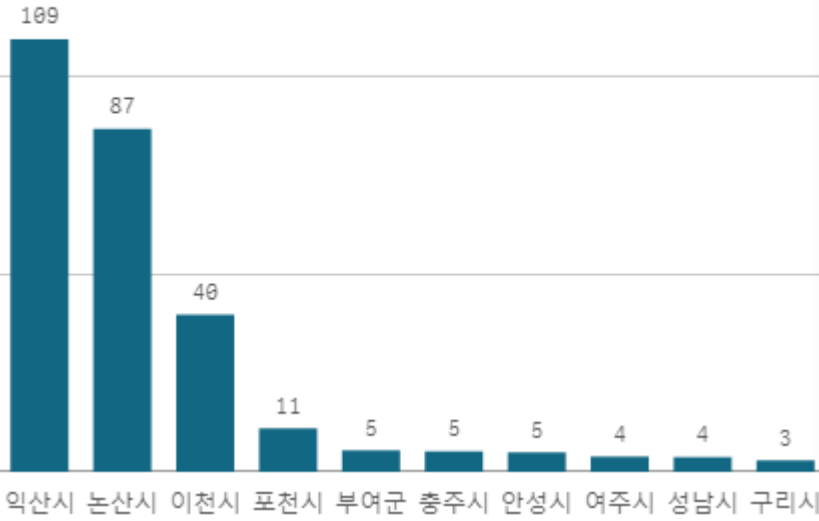


## 도매시장 법인별 거래금액(백만원)



# 상추 포기잡(4Kg)

산지별 거래물량(톤)



출하산지(개소)

25

출하건수(천건)

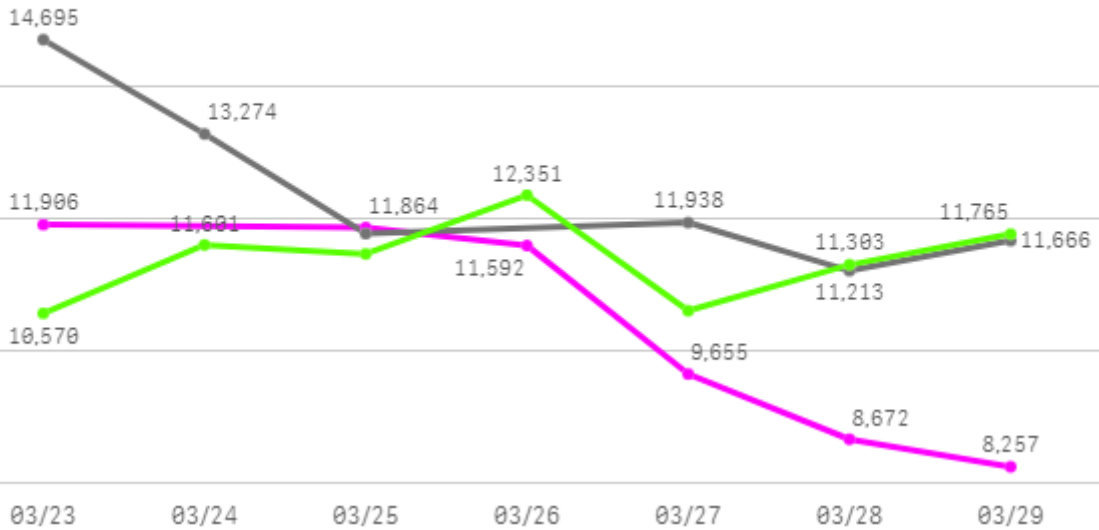
2

산지별 주출하 시군구



주간 도매가격(원)

◆ 2024    ● 2023    ◆ 평년



구분	금주(A)	전주(B)	전월(C)	전년(D)	평년(E)	A/B	A/C	A/D	A/E
가격(원)	10,324	15,070	19,140	12,426	11,356	68.5%	53.9%	83.1%	90.9%

## □ 상추 포기잡(4Kg) 주간 가격

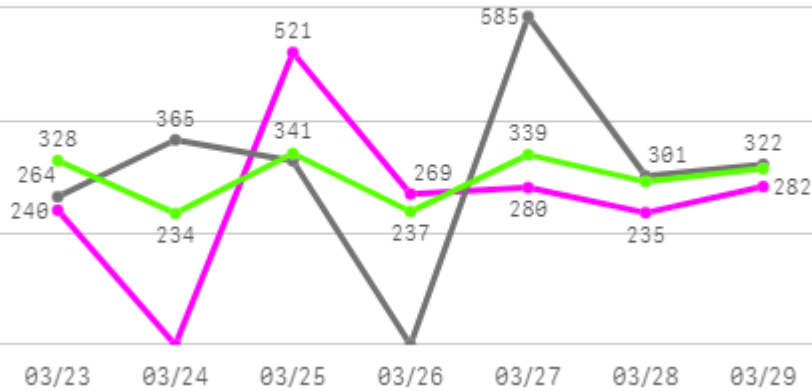
구분	Q	품종	Q	단량	Q	특	상	보통	하
2024-03-23		상추 포기잡		4Kg		-	11,906	9,235	7,278
2024-03-25		상추 포기잡		4Kg		-	11,864	9,344	7,792
2024-03-26		상추 포기잡		4Kg		-	11,592	8,973	7,776
2024-03-27		상추 포기잡		4Kg		-	9,655	7,573	6,283
2024-03-28		상추 포기잡		4Kg		-	8,672	6,100	4,583
2024-03-29		상추 포기잡		4Kg		-	8,257	6,242	4,439
평균						-	<b>10,324</b>	<b>7,911</b>	<b>6,359</b>



# 오이

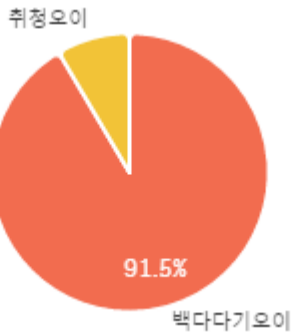
## 주간 반입량(톤)

◆ 2024    ● 2023    ▲ 평년

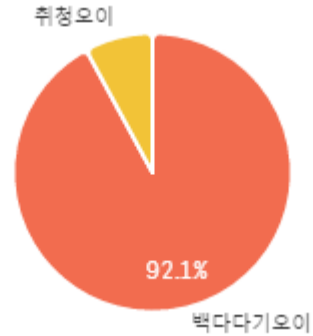


구분	금주(A)	전주(B)	전월(C)	전년(D)	평년(E)	A/B	A/C	A/D	A/E
물량(톤)	1,827	1,658	750	2,164	2,084	110.2%	243.6%	84.4%	87.7%

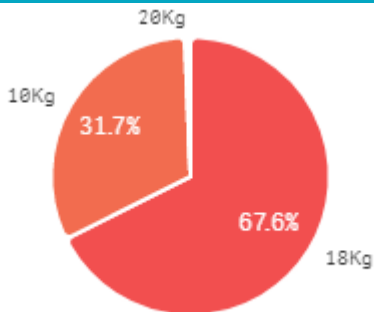
### 출하 품종별 거래물량 구성비



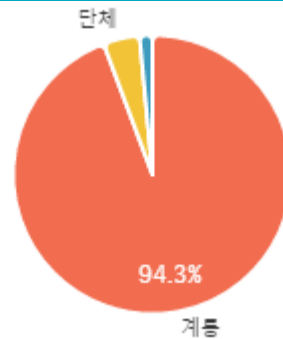
### 출하 품종별 거래금액 구성비



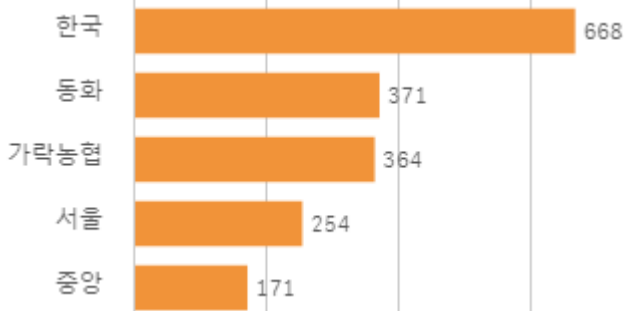
### 거래 단량별 물량 구성비



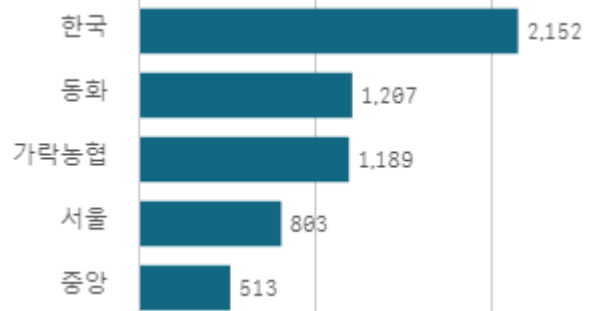
### 출하자별 거래물량 구성비



### 도매시장 법인별 거래물량(톤)

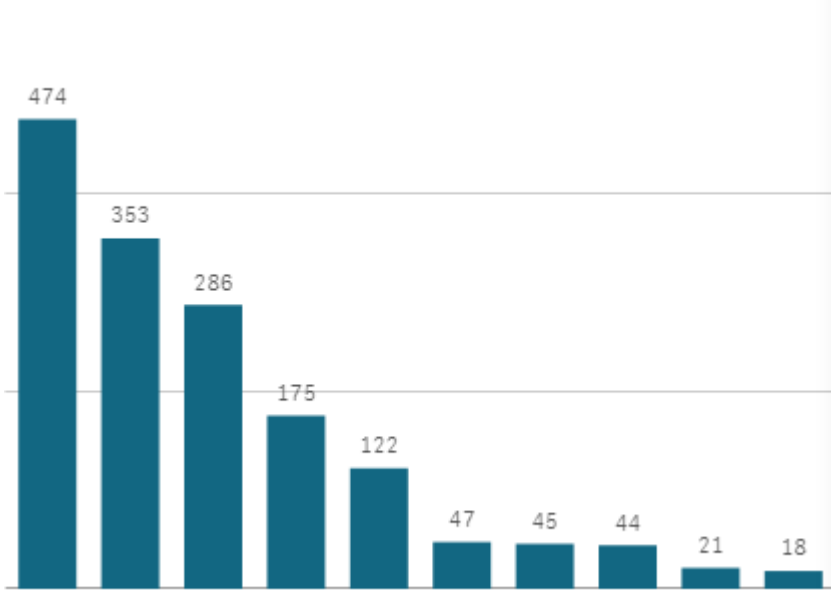


### 도매시장 법인별 거래금액(백만원)



# 백다다기오이(100개)

산지별 거래물량(톤)



출하산지(개소)

33

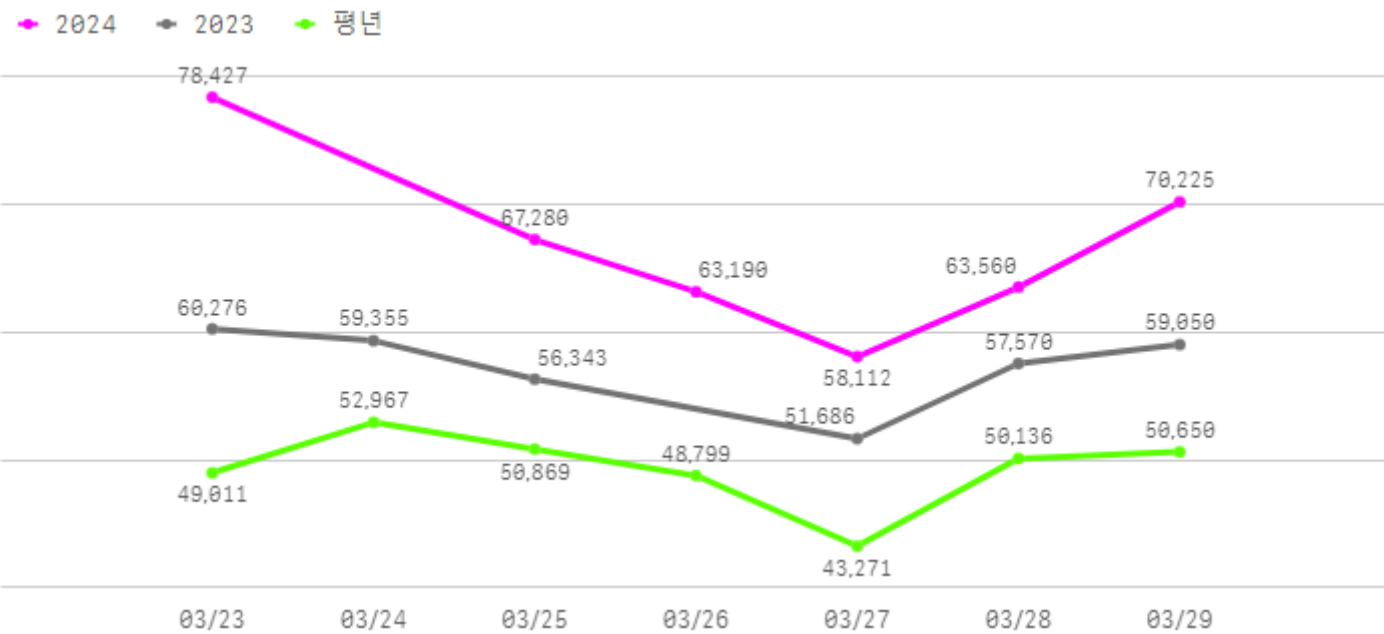
출하건수(천건)

9

산지별 주출하 시군구



주간 도매가격(원)



구분	금주(A)	전주(B)	전월(C)	전년(D)	평년(E)	A/B	A/C	A/D	A/E
가격(원)	66,799	86,330	123,362	57,380	49,423	77.4%	54.1%	116.4%	135.2%

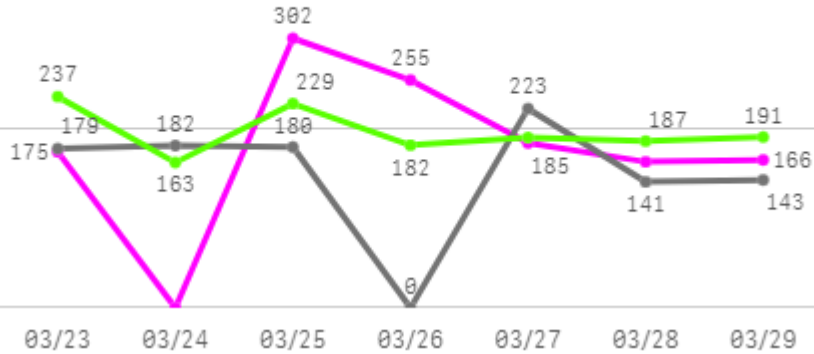
## □ 백다다기오이(100개) 주간 가격

구분	Q	품종	Q	단량	Q	특	상	보통	하
2024-03-23		백다다기오이		100개		83,115	78,427	70,933	52,494
2024-03-25		백다다기오이		100개		73,086	67,280	61,061	46,946
2024-03-26		백다다기오이		100개		68,363	63,190	56,642	42,636
2024-03-27		백다다기오이		100개		63,068	58,112	52,744	41,276
2024-03-28		백다다기오이		100개		68,237	63,560	56,971	45,427
2024-03-29		백다다기오이		100개		74,213	70,225	63,365	50,175
평균						<b>71,680</b>	<b>66,799</b>	<b>60,286</b>	<b>46,492</b>

# 호박

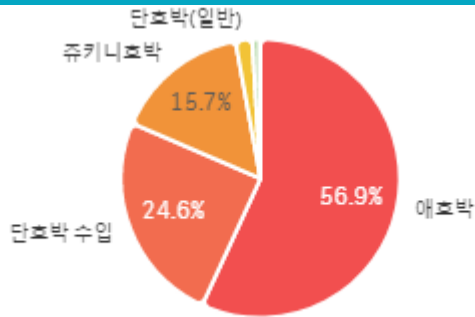
## 주간 반입량(톤)

◆ 2024    ● 2023    ▲ 평년

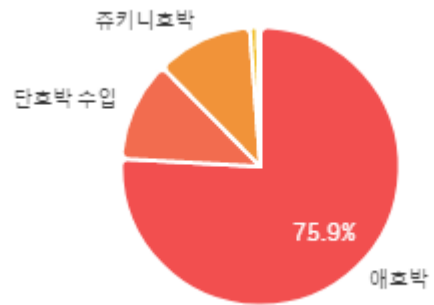


구분	금주(A)	전주(B)	전월(C)	전년(D)	평년(E)	A/B	A/C	A/D	A/E
물량(톤)	1,247	1,249	764	1,049	1,381	99.9%	163.3%	118.9%	90.3%

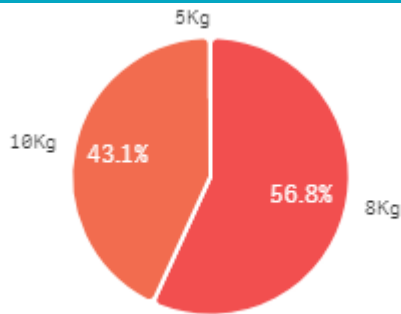
## 출하 품종별 거래물량 구성비



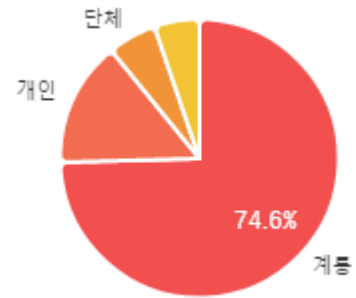
## 출하 품종별 거래금액 구성비



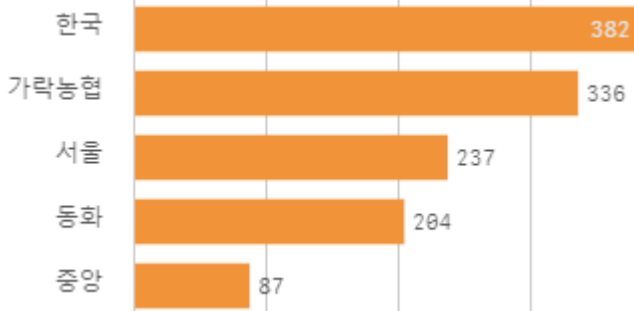
## 거래 단량별 물량 구성비



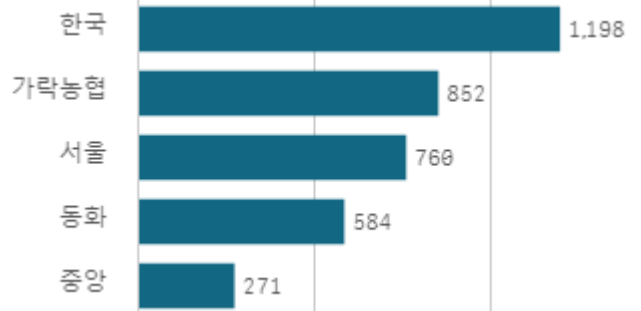
## 출하자별 거래물량 구성비



## 도매시장 법인별 거래물량(톤)

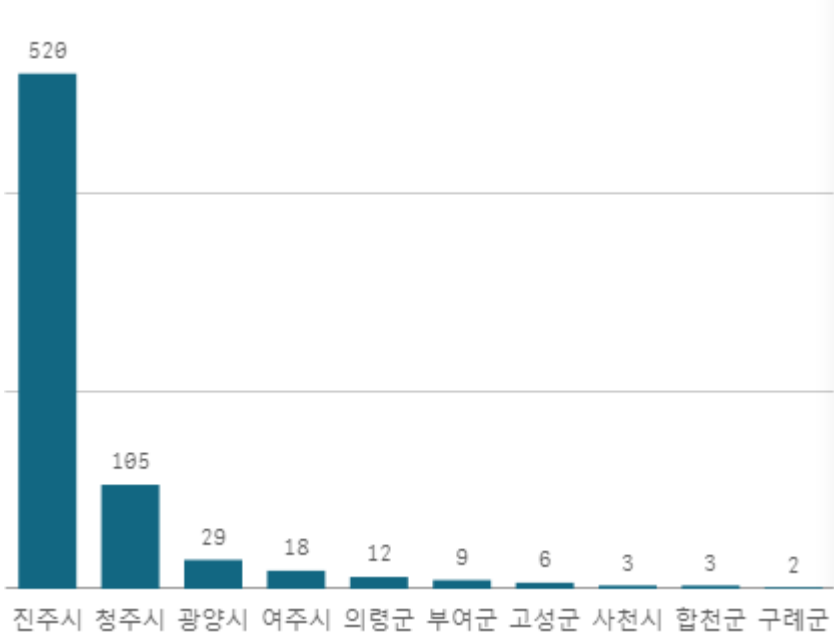


## 도매시장 법인별 거래금액(백만원)



# 애호박(20개)

산지별 거래물량(톤)



출하산지(개소)

14

출하건수(천건)

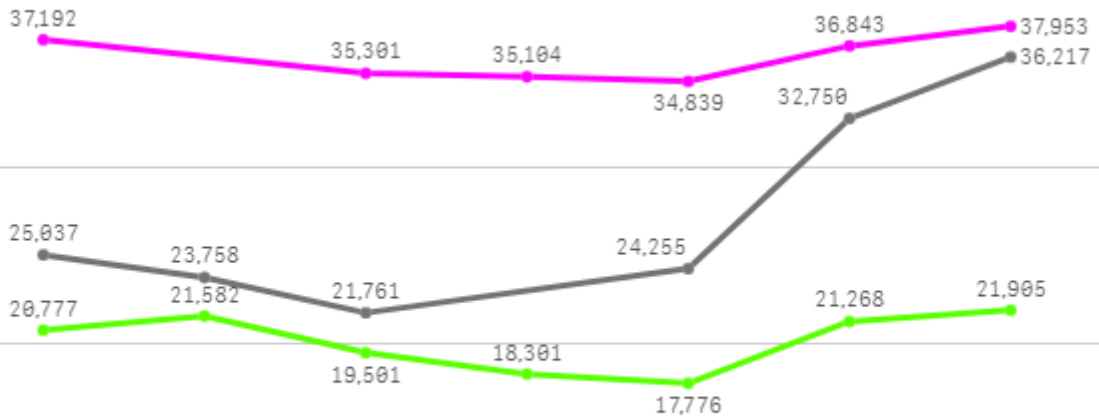
5

산지별 주출하 시군구



주간 도매가격(원)

◆ 2024    ● 2023    ◆ 평년



03/23    03/24    03/25    03/26    03/27    03/28    03/29

구분	금주(A)	전주(B)	전월(C)	전년(D)	평년(E)	A/B	A/C	A/D	A/E
가격(원)	36,205	37,328	45,317	27,296	20,157	97.0%	79.9%	132.6%	179.6%

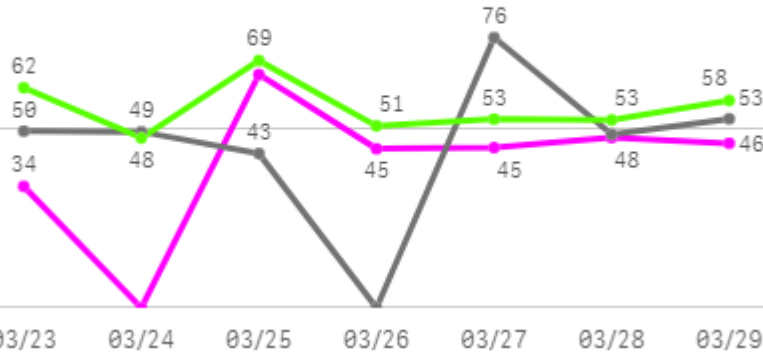
## □ 애호박(20개) 주간 가격

구분	Q	품종	Q	단량	Q	특	상	보통	하
2024-03-23		애호박		20개		39,719	37,192	33,304	24,196
2024-03-25		애호박		20개		37,365	35,301	31,130	22,457
2024-03-26		애호박		20개		37,512	35,104	31,135	21,565
2024-03-27		애호박		20개		37,001	34,839	30,177	20,140
2024-03-28		애호박		20개		39,696	36,843	33,034	22,946
2024-03-29		애호박		20개		40,776	37,953	34,434	25,263
평균						<b>38,678</b>	<b>36,205</b>	<b>32,202</b>	<b>22,761</b>

# 방울토마토

## 주간 반입량(톤)

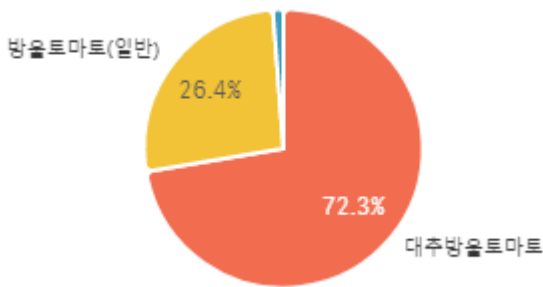
◆ 2024    ● 2023    ▲ 평년



구분	금주(A)	전주(B)	전월(C)	전년(D)	평년(E)	A/B	A/C	A/D	A/E
물량(톤)	283	329	271	320	393	86.0%	104.3%	88.5%	71.9%

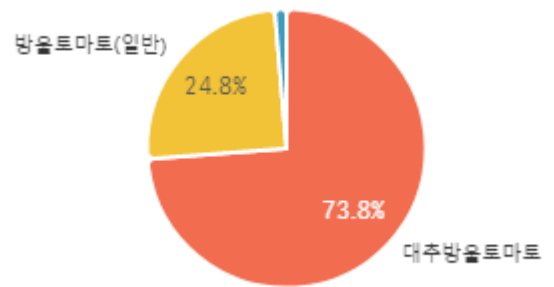
### 출하 품종별 거래물량 구성비

송이토마트

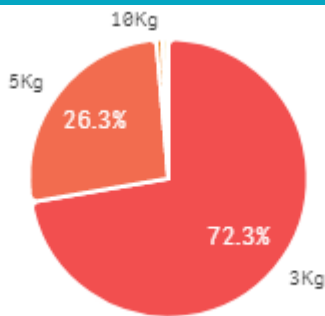


### 출하 품종별 거래금액 구성비

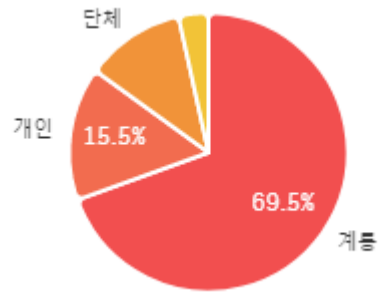
송이토마트



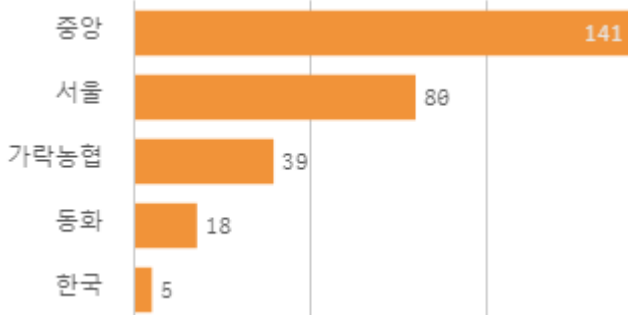
### 거래 단량별 물량 구성비



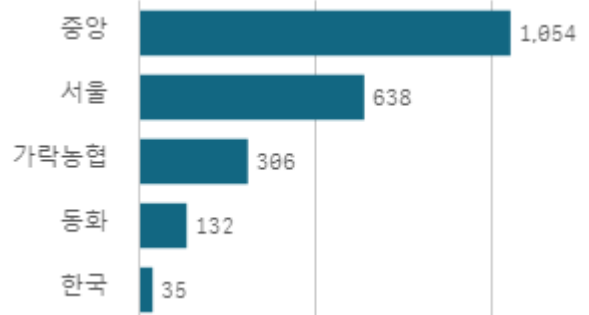
### 출하자별 거래물량 구성비



### 도매시장 법인별 거래물량(톤)

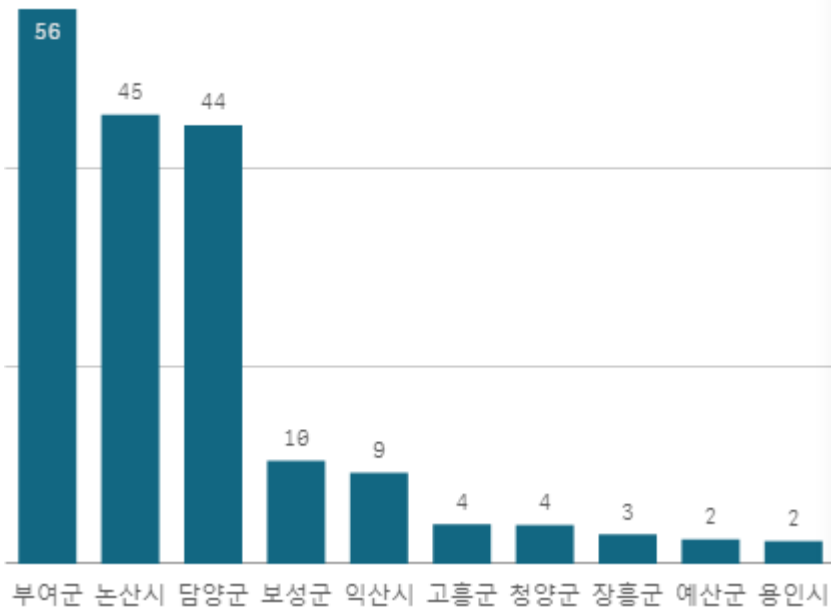


### 도매시장 법인별 거래금액(백만원)



# 대추방울토마토(3Kg)

산지별 거래물량(톤)



출하산지(개소)

34

출하건수(천건)

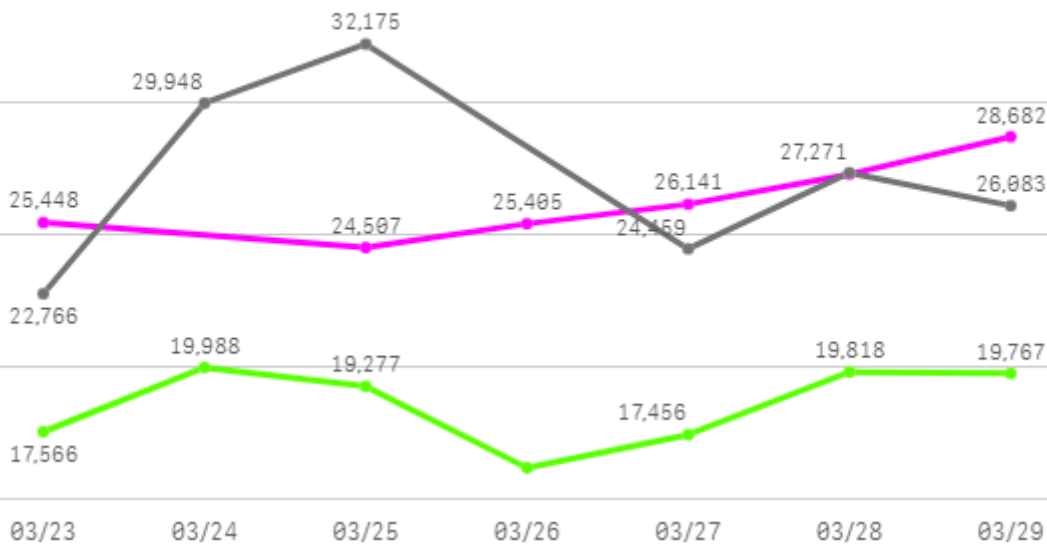
2

산지별 주출하 시군구



주간 도매가격(원)

◆ 2024    ● 2023    ◆ 평년



구분	금주(A)	전주(B)	전월(C)	전년(D)	평년(E)	A/B	A/C	A/D	A/E
가격(원)	26,242	23,981	28,441	27,126	18,572	109.4%	92.3%	96.7%	141.3%



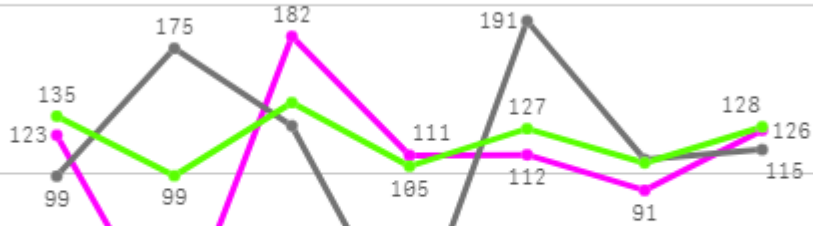
## □ 대추방울토마토(3Kg) 주간 가격

구분	Q	품종	Q	단량	Q	특	상	보통	하
2024-03-23		대추방울토마토		3Kg		33,725	25,448	20,674	15,643
2024-03-25		대추방울토마토		3Kg		29,013	24,507	21,466	15,832
2024-03-26		대추방울토마토		3Kg		29,396	25,405	22,213	16,938
2024-03-27		대추방울토마토		3Kg		29,848	26,141	23,000	17,999
2024-03-28		대추방울토마토		3Kg		32,057	27,271	24,647	19,417
2024-03-29		대추방울토마토		3Kg		32,818	28,682	26,028	20,194
평균						<b>31,143</b>	<b>26,242</b>	<b>23,005</b>	<b>17,671</b>

# 토마토

## 주간 반입량(톤)

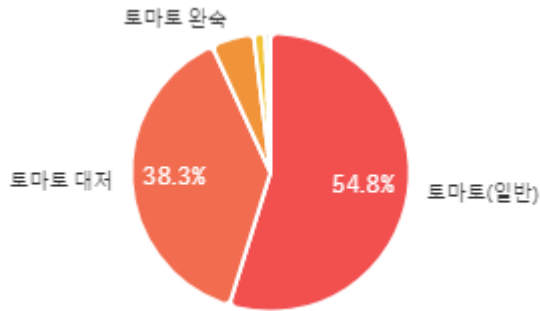
◆ 2024    ● 2023    ▲ 평년



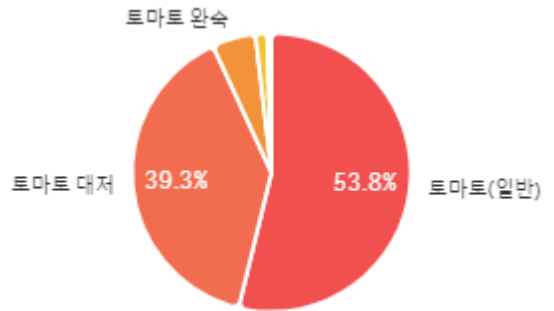
03/23    03/24    03/25    03/26    03/27    03/28    03/29

구분	금주(A)	전주(B)	전월(C)	전년(D)	평년(E)	A/B	A/C	A/D	A/E
물량(톤)	745	794	561	818	844	93.9%	132.9%	91.1%	88.3%

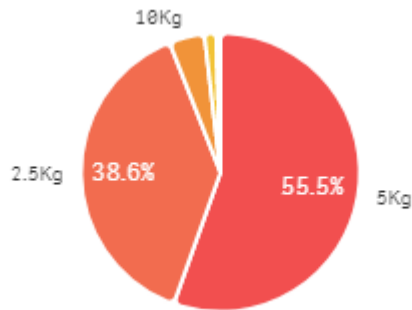
## 출하 품종별 거래물량 구성비



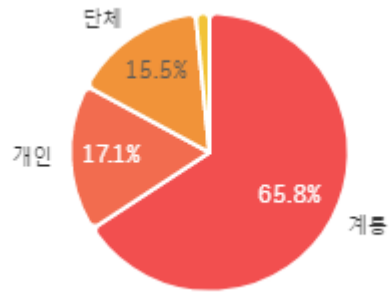
## 출하 품종별 거래금액 구성비



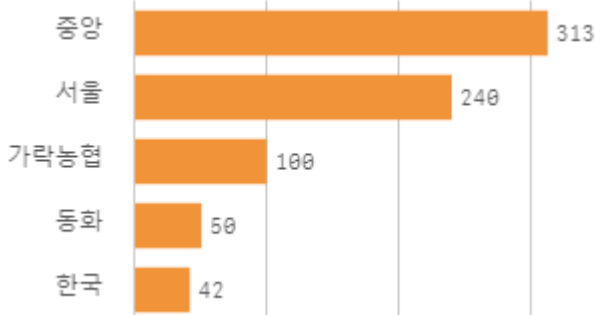
## 거래 단량별 물량 구성비



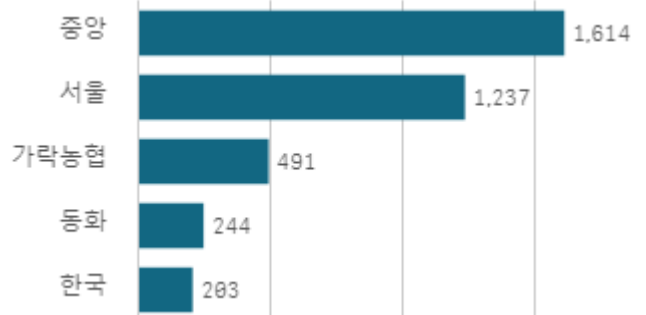
## 출하자별 거래물량 구성비



## 도매시장 법인별 거래물량(톤)

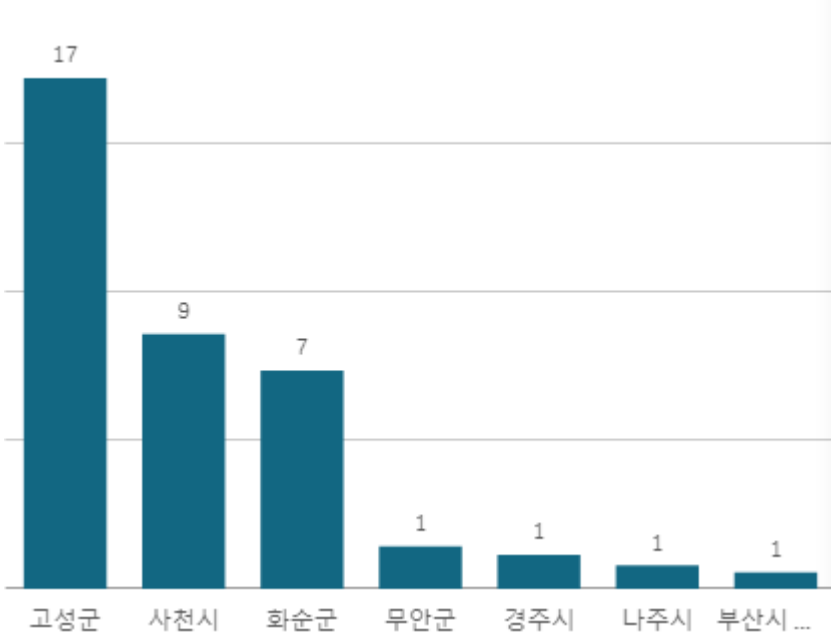


## 도매시장 법인별 거래금액(백만원)



# 토마토 완속(5Kg)

산지별 거래물량(톤)



출하산지(개소)

7

출하건수(천건)

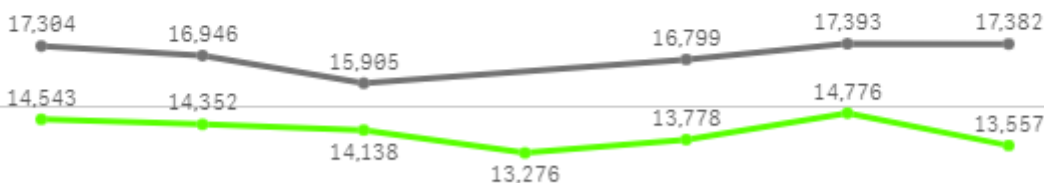
0

산지별 주출하 시군구



주간 도매가격(원)

◆ 2024    ● 2023    ◆ 평년



03/23    03/24    03/25    03/26    03/27    03/28    03/29

구분	금주(A)	전주(B)	전월(C)	전년(D)	평년(E)	A/B	A/C	A/D	A/E
가격(원)	27,781	27,136	32,725	16,955	14,079	102.4%	84.9%	163.9%	197.3%

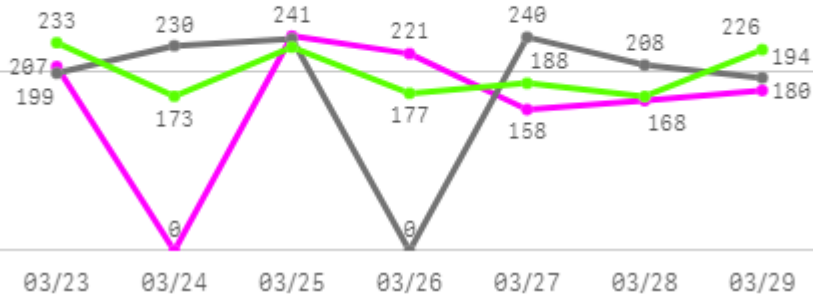
## □ 토마토 완숙(5Kg) 주간 가격

구분	Q	품종	Q	단량	Q	특	상	보통	하
2024-03-23		토마토 완숙		5Kg		30,134	27,903	24,769	19,895
2024-03-25		토마토 완숙		5Kg		29,857	27,108	24,876	20,581
2024-03-26		토마토 완숙		5Kg		31,181	28,403	24,837	18,928
2024-03-27		토마토 완숙		5Kg		29,581	27,471	25,402	21,685
2024-03-28		토마토 완숙		5Kg		30,013	27,912	26,429	22,090
2024-03-29		토마토 완숙		5Kg		30,062	27,891	25,691	21,411
평균						<b>30,138</b>	<b>27,781</b>	<b>25,334</b>	<b>20,765</b>

# 딸기

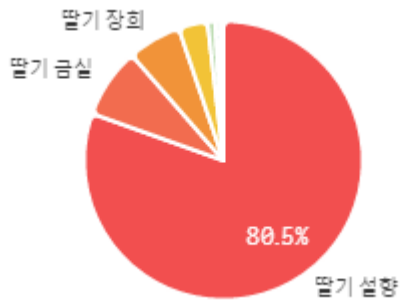
## 주간 반입량(톤)

◆ 2024    ● 2023    ▲ 평년

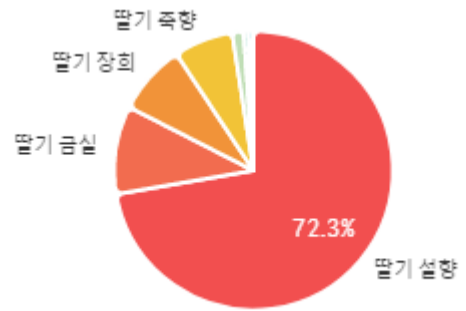


구분	금주(A)	전주(B)	전월(C)	전년(D)	평년(E)	A/B	A/C	A/D	A/E
물량(톤)	1,175	1,269	833	1,309	1,398	92.6%	141.1%	89.8%	84.0%

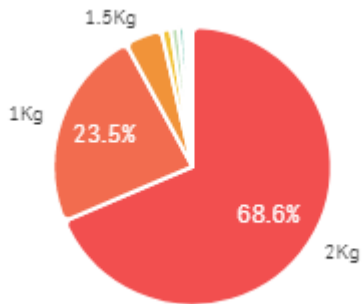
## 출하 품종별 거래물량 구성비



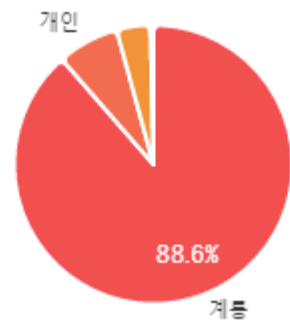
## 출하 품종별 거래금액 구성비



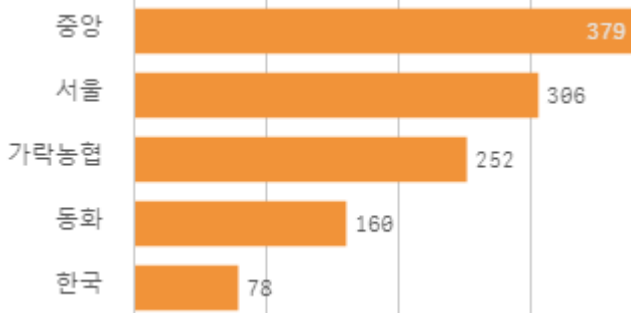
## 거래 단량별 물량 구성비



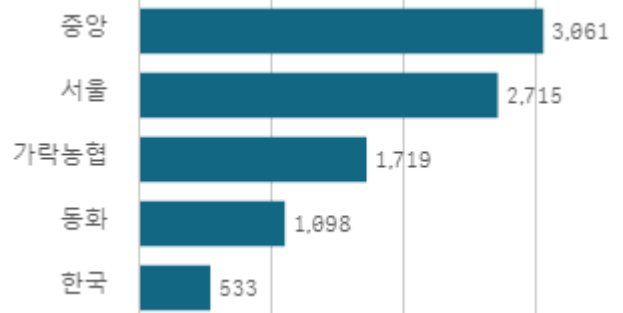
## 출하자별 거래물량 구성비



## 도매시장 법인별 거래물량(톤)

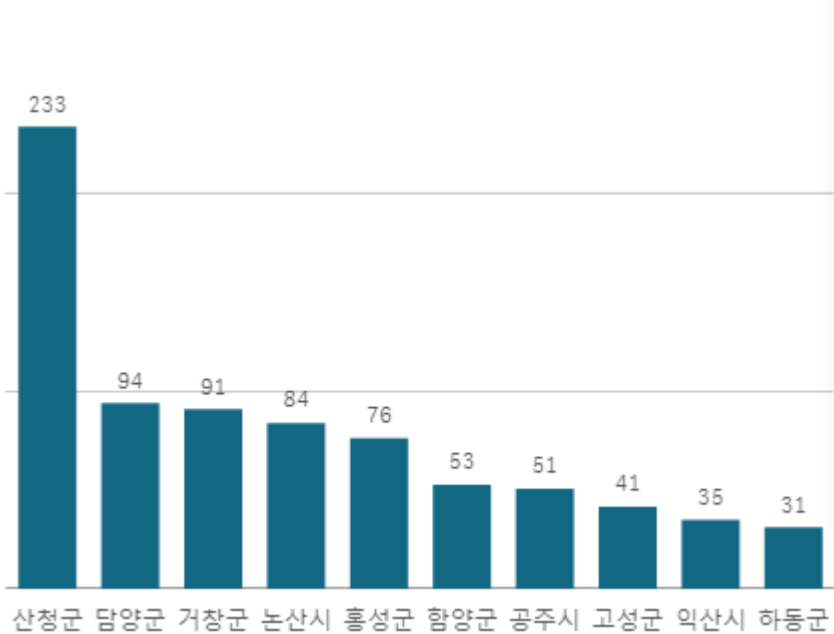


## 도매시장 법인별 거래금액(백만원)



# 딸기 설향(2Kg)

산지별 거래물량(톤)



출하산지(개소)

31

출하건수(천건)

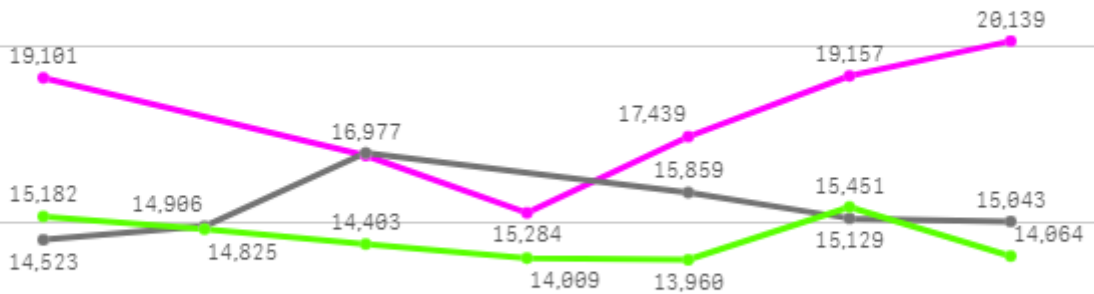
21

산지별 주출하 시군구



주간 도매가격(원)

◆ 2024    ● 2023    ◆ 평년



03/23    03/24    03/25    03/26    03/27    03/28    03/29

구분	금주(A)	전주(B)	전월(C)	전년(D)	평년(E)	A/B	A/C	A/D	A/E
가격(원)	18,004	18,516	29,538	15,406	14,572	97.2%	61.0%	116.9%	123.6%

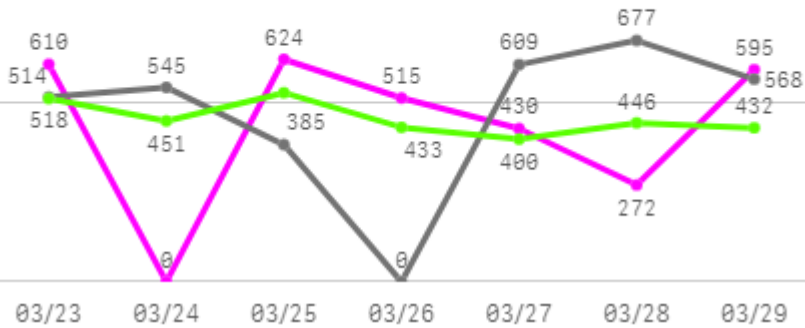
## □ 딸기 설향(2Kg) 주간 가격

구분	Q	품종	Q	단량	Q	특	상	보통	하
2024-03-23		딸기 설향		2Kg		23,919	19,101	14,081	9,171
2024-03-25		딸기 설향		2Kg		21,719	16,905	12,909	8,614
2024-03-26		딸기 설향		2Kg		20,186	15,284	11,872	7,907
2024-03-27		딸기 설향		2Kg		22,028	17,439	13,789	9,454
2024-03-28		딸기 설향		2Kg		23,710	19,157	15,259	10,764
2024-03-29		딸기 설향		2Kg		24,204	20,139	15,982	11,599
평균						<b>22,628</b>	<b>18,004</b>	<b>13,982</b>	<b>9,585</b>

# 무

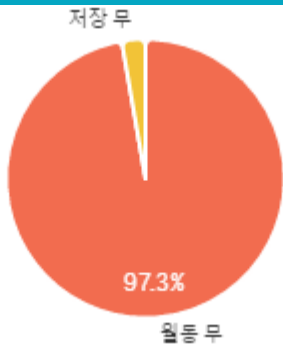
## 주간 반입량(톤)

◆ 2024    ● 2023    ▲ 평년

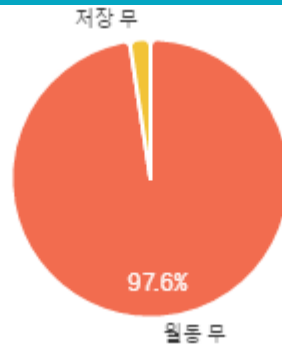


구분	금주(A)	전주(B)	전월(C)	전년(D)	평년(E)	A/B	A/C	A/D	A/E
물량(톤)	3,045	3,359	2,873	3,301	3,205	90.7%	106.0%	92.2%	95.0%

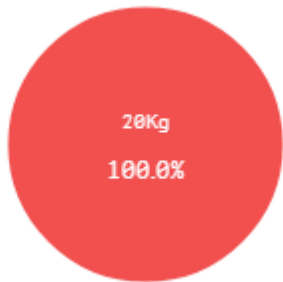
### 출하 품종별 거래물량 구성비



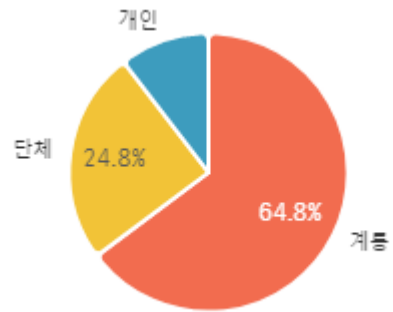
### 출하 품종별 거래금액 구성비



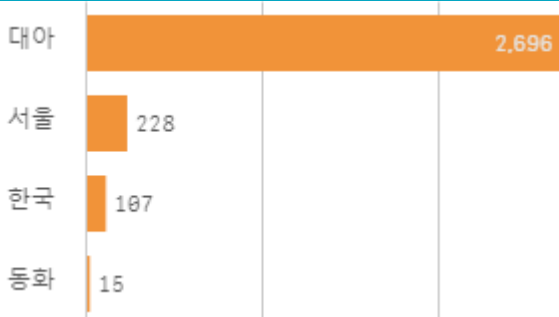
### 거래 단량별 물량 구성비



### 출하자별 거래물량 구성비



### 도매시장 법인별 거래물량(톤)



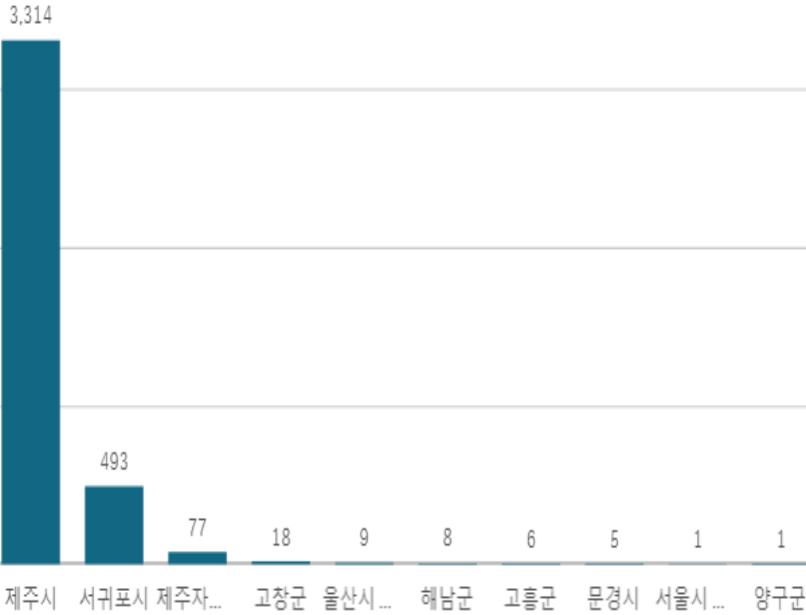
### 도매시장 법인별 거래금액(백만원)





# 무(20Kg)

산지별 거래물량(톤)



산지별 주출하 시군구



출하산지(개소)

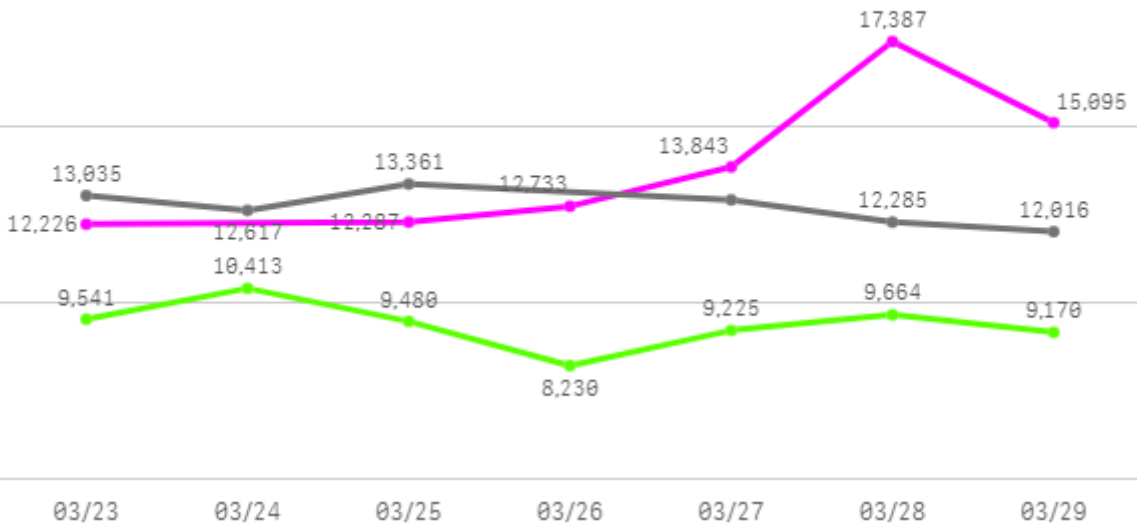
12

출하건수(천건)

2

주간 도매가격(원)

◆ 2024    ● 2023    ◆ 평년



구분	금주(A)	전주(B)	전월(C)	전년(D)	평년(E)	A/B	A/C	A/D	A/E
가격(원)	13,929	12,763	14,216	12,705	9,397	109.1%	98.0%	109.6%	148.2%

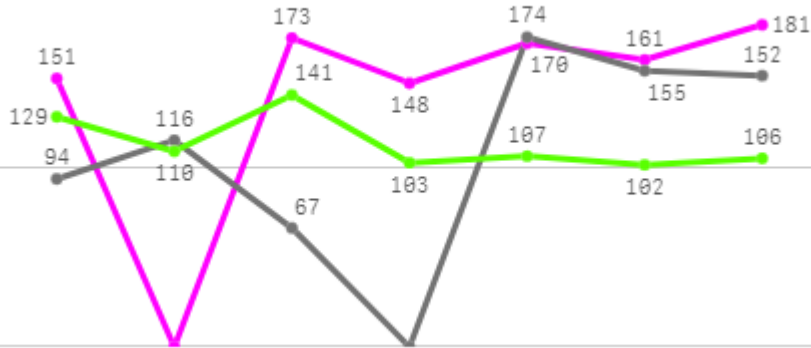
## □ 무(20Kg) 주간 가격

구분	Q	품종	Q	단량	Q	특	상	보통	하
2024-03-23		무		20Kg		14,325	12,226	9,981	8,526
2024-03-25		무		20Kg		14,668	12,287	10,187	7,903
2024-03-26		무		20Kg		16,357	12,733	10,522	8,179
2024-03-27		무		20Kg		16,638	13,843	11,165	9,282
2024-03-28		무		20Kg		19,576	17,387	14,954	12,043
2024-03-29		무		20Kg		17,362	15,095	12,960	10,648
평균						<b>16,488</b>	<b>13,929</b>	<b>11,628</b>	<b>9,430</b>

# 당근

## 주간 반입량(톤)

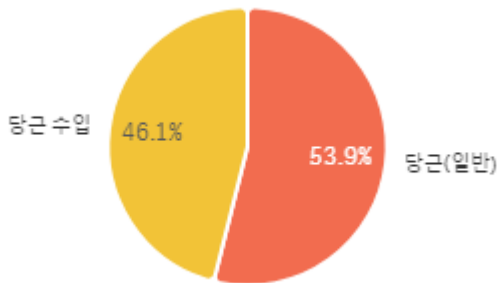
◆ 2024    ● 2023    ▲ 평년



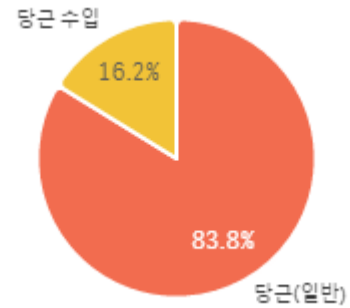
03/23    03/24    03/25    03/26    03/27    03/28    03/29

구분	금주(A)	전주(B)	전월(C)	전년(D)	평년(E)	A/B	A/C	A/D	A/E
물량(톤)	983	1,184	924	757	798	83.0%	106.4%	129.9%	123.3%

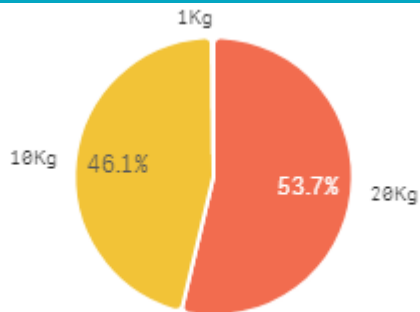
## 출하 품종별 거래물량 구성비



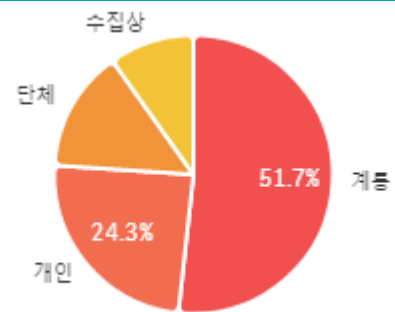
## 출하 품종별 거래금액 구성비



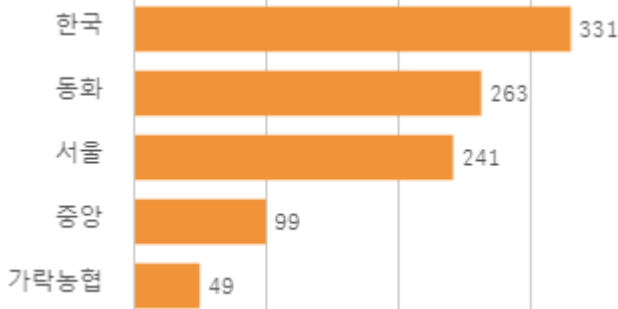
## 거래 단량별 물량 구성비



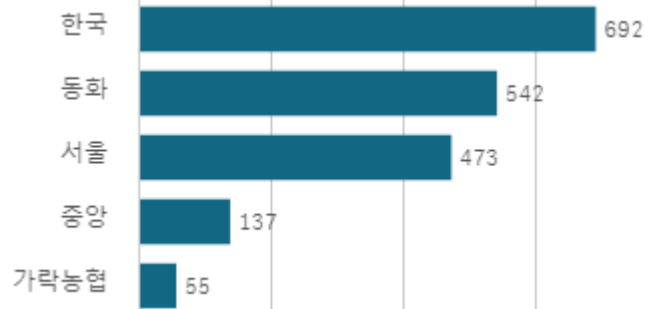
## 출하자별 거래물량 구성비



## 도매시장 법인별 거래물량(톤)

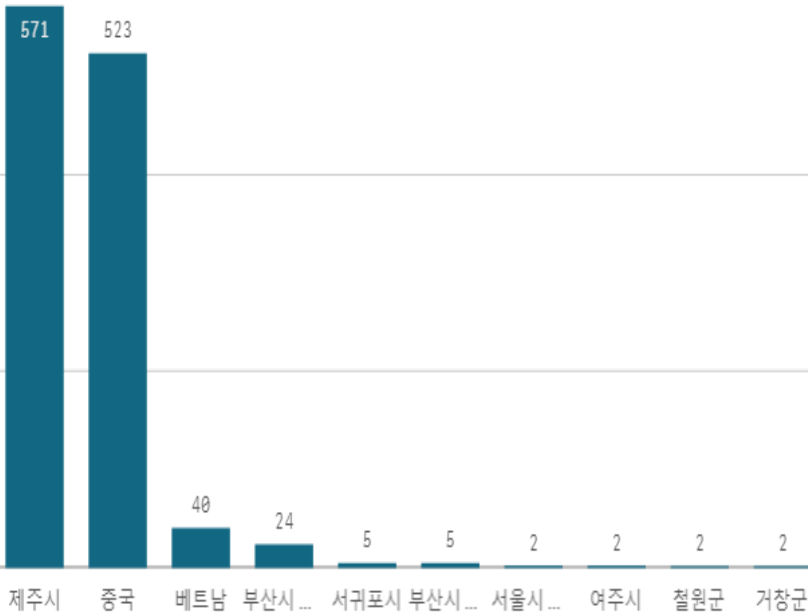


## 도매시장 법인별 거래금액(백만원)



# 당근(20Kg)

산지별 거래물량(톤)



산지별 주출하 시군구



출하산지(개소)

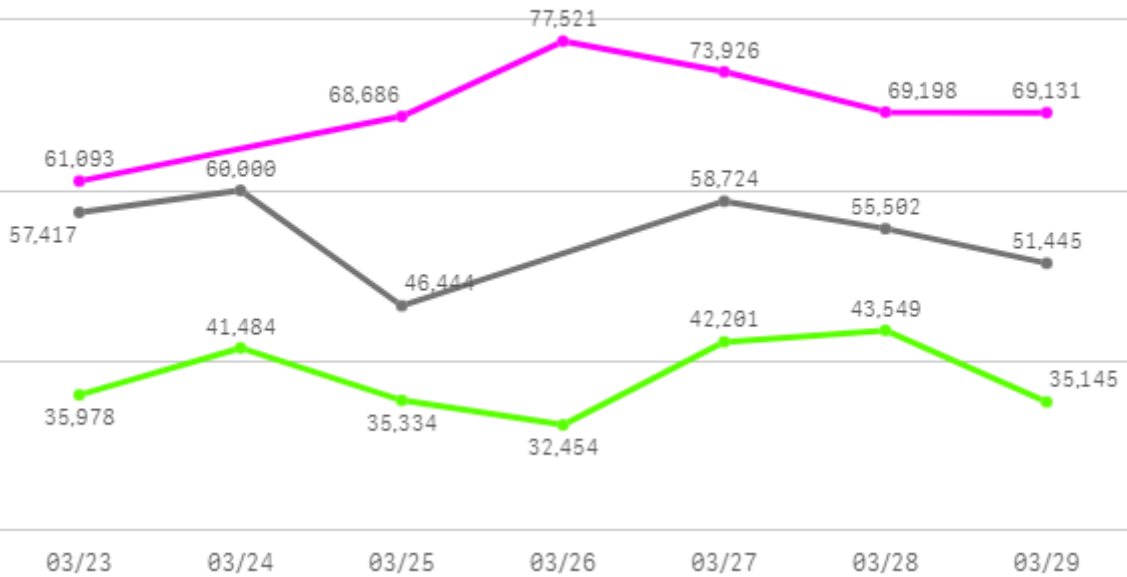
16

출하건수(천건)

1

주간 도매가격(원)

◆ 2024    ● 2023    ◆ 평년



구분	금주(A)	전주(B)	전월(C)	전년(D)	평년(E)	A/B	A/C	A/D	A/E
가격(원)	69,926	55,503	45,546	54,922	37,863	126.0%	153.5%	127.3%	184.7%

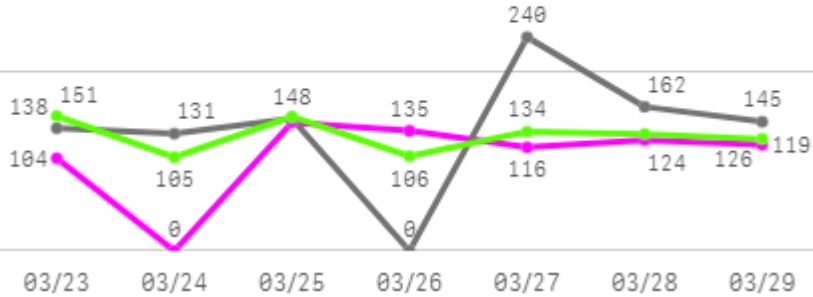
## □ 당근(20Kg) 주간 가격

구분	Q	품종	Q	단량	Q	특	상	보통	하
2024-03-23		당근		20Kg		65,695	61,093	46,146	34,773
2024-03-25		당근		20Kg		74,282	68,686	58,407	44,845
2024-03-26		당근		20Kg		80,000	77,521	64,966	46,935
2024-03-27		당근		20Kg		78,322	73,926	65,143	53,870
2024-03-28		당근		20Kg		76,995	69,198	62,635	48,394
2024-03-29		당근		20Kg		76,762	69,131	60,598	40,740
평균						<b>75,343</b>	<b>69,926</b>	<b>59,649</b>	<b>44,926</b>

# 생고추

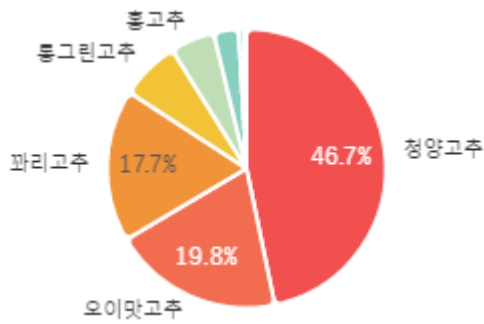
## 주간 반입량(톤)

◆ 2024    ● 2023    ▲ 평년

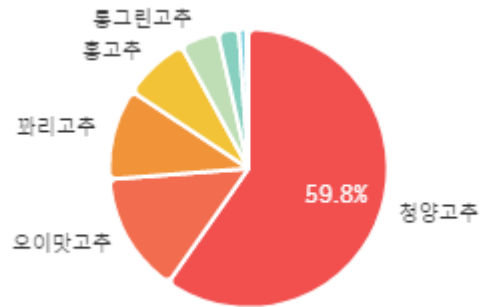


구분	금주(A)	전주(B)	전월(C)	전년(D)	평년(E)	A/B	A/C	A/D	A/E
물량(톤)	742	648	566	963	903	114.4%	131.1%	77.0%	82.1%

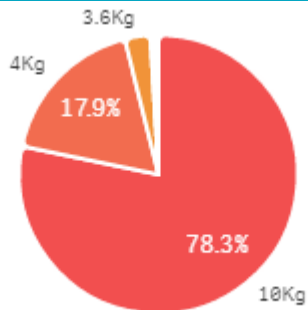
### 출하 품종별 거래물량 구성비



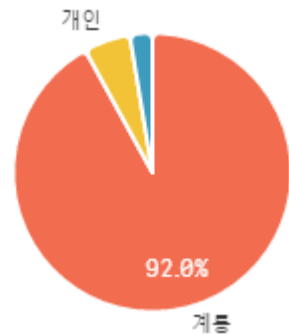
### 출하 품종별 거래금액 구성비



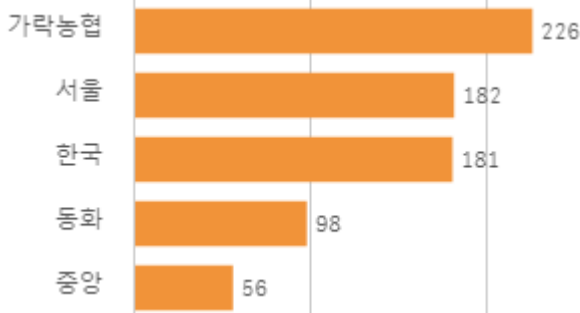
### 거래 단량별 물량 구성비



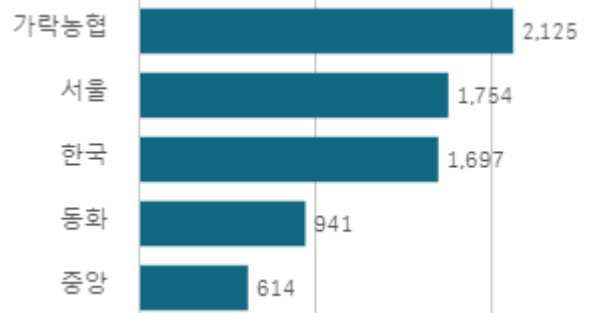
### 출하자별 거래물량 구성비



### 도매시장 법인별 거래물량(톤)

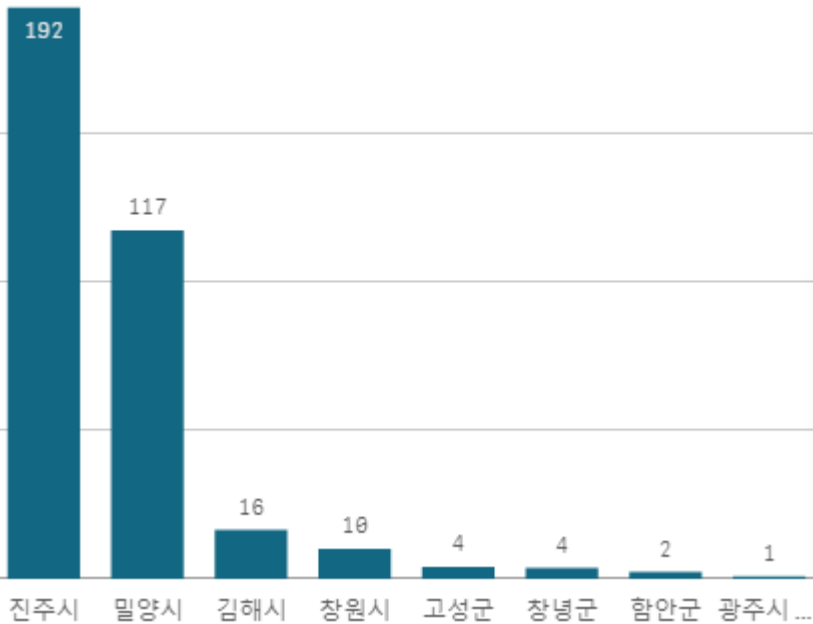


### 도매시장 법인별 거래금액(백만원)



# 청양고추(10Kg)

산지별 거래물량(톤)



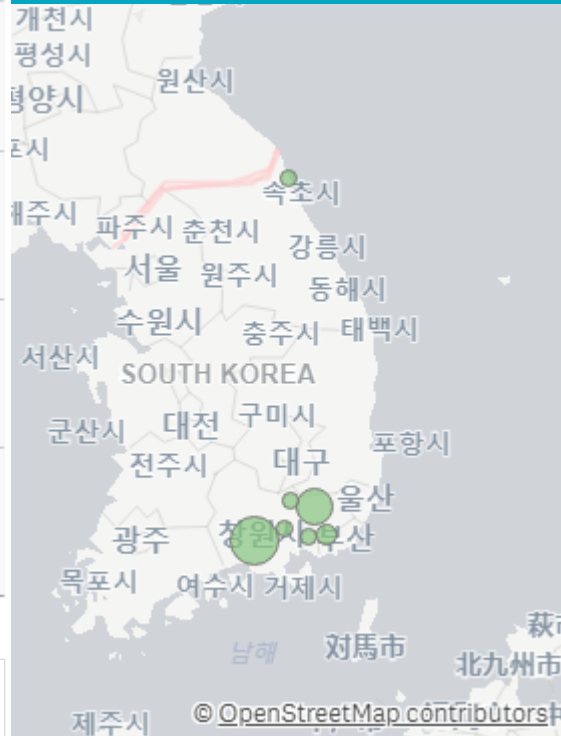
출하산지(개소)

8

출하건수(천건)

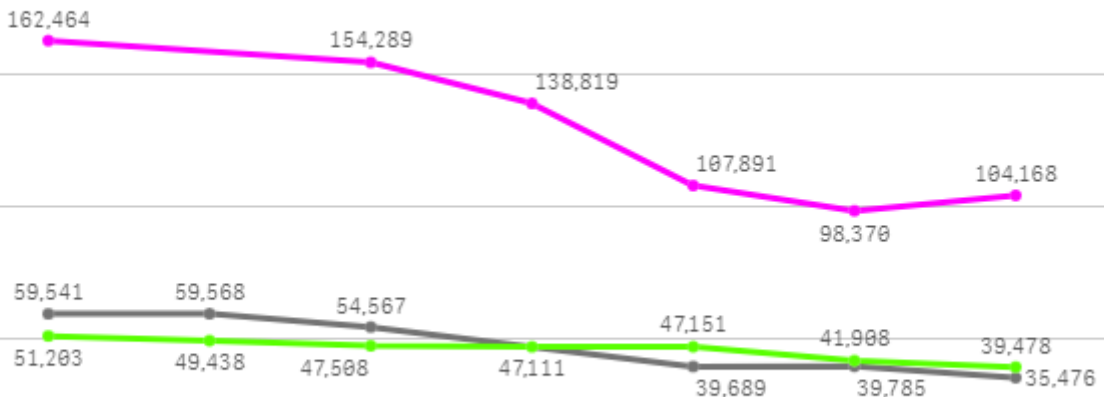
3

산지별 주출하 시군구



주간 도매가격(원)

◆ 2024    ● 2023    ◆ 평년



03/23    03/24    03/25    03/26    03/27    03/28    03/29

구분	금주(A)	전주(B)	전월(C)	전년(D)	평년(E)	A/B	A/C	A/D	A/E
가격(원)	127,667	161,024	167,623	48,104	46,463	79.3%	76.2%	265.4%	274.8%

## □ 청양고추(10Kg) 주간 가격

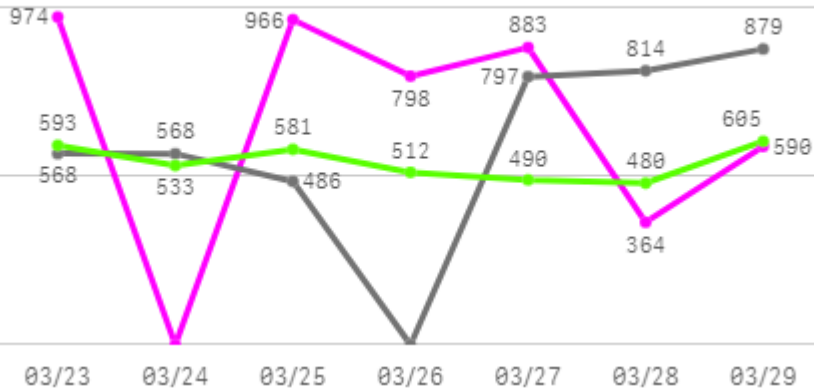
구분	Q	품종	Q	단량	Q	특	상	보통	하
2024-03-23		청양고추		10Kg		168,005	162,464	155,395	138,373
2024-03-25		청양고추		10Kg		159,004	154,289	149,740	135,882
2024-03-26		청양고추		10Kg		143,212	138,819	134,380	126,066
2024-03-27		청양고추		10Kg		113,922	107,891	103,426	93,279
2024-03-28		청양고추		10Kg		103,945	98,370	93,703	86,166
2024-03-29		청양고추		10Kg		108,900	104,168	100,124	95,829
평균						<b>132,831</b>	<b>127,667</b>	<b>122,795</b>	<b>112,599</b>



# 양파

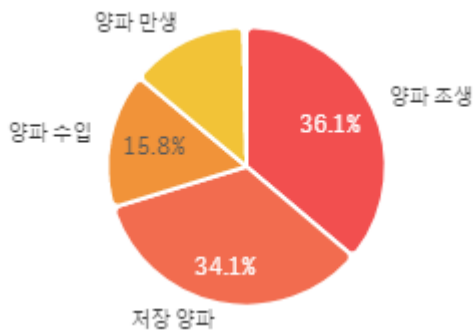
## 주간 반입량(톤)

◆ 2024    ● 2023    ▲ 평년

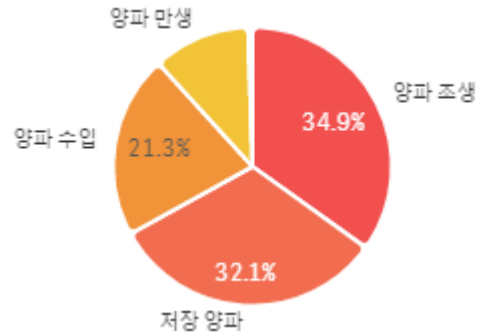


구분	금주(A)	전주(B)	전월(C)	전년(D)	평년(E)	A/B	A/C	A/D	A/E
물량(톤)	4,574	4,040	4,357	4,111	3,793	113.2%	105.0%	111.3%	120.6%

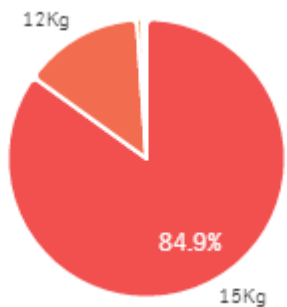
## 출하 품종별 거래물량 구성비



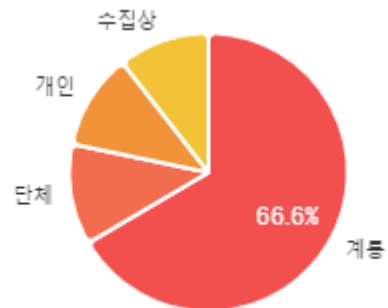
## 출하 품종별 거래금액 구성비



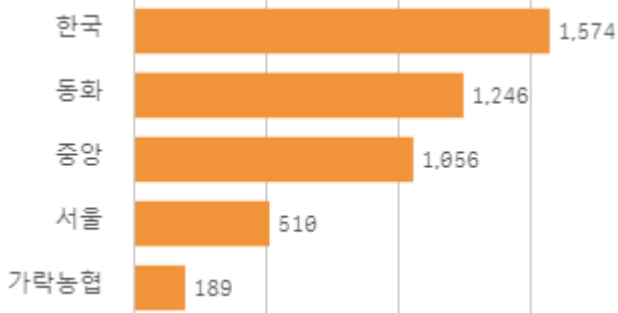
## 거래 단량별 물량 구성비



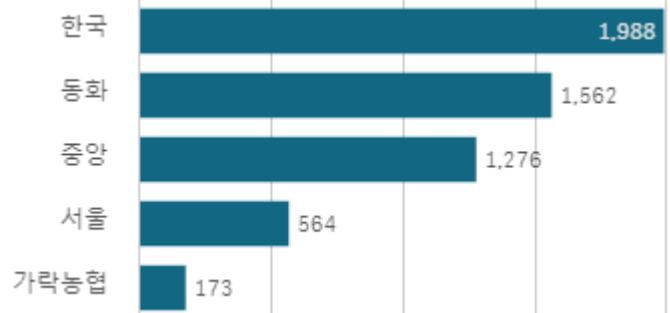
## 출하자별 거래물량 구성비



## 도매시장 법인별 거래물량(톤)

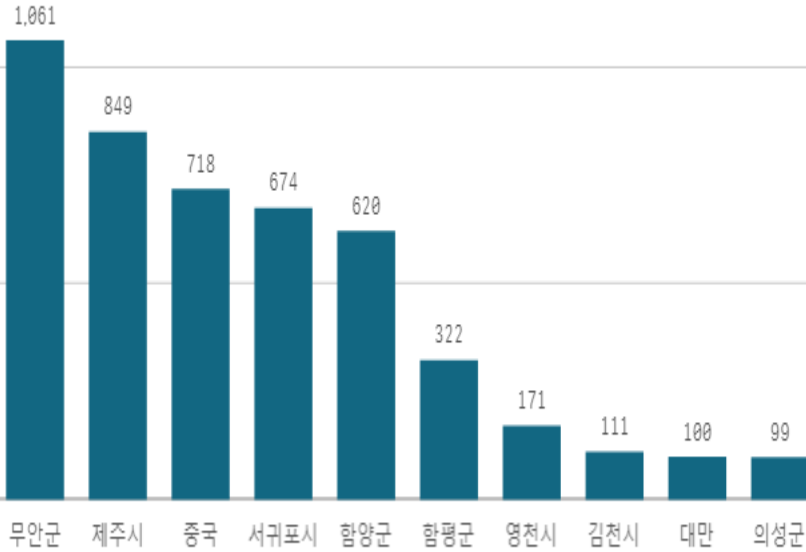


## 도매시장 법인별 거래금액(백만원)

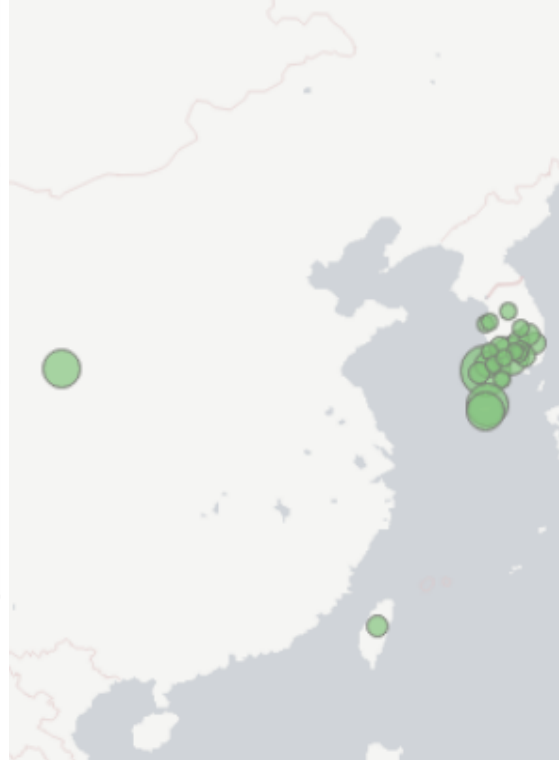


# 양파(1Kg)

산지별 거래물량(톤)



산지별 주출하 시군구



출하산지(개소)

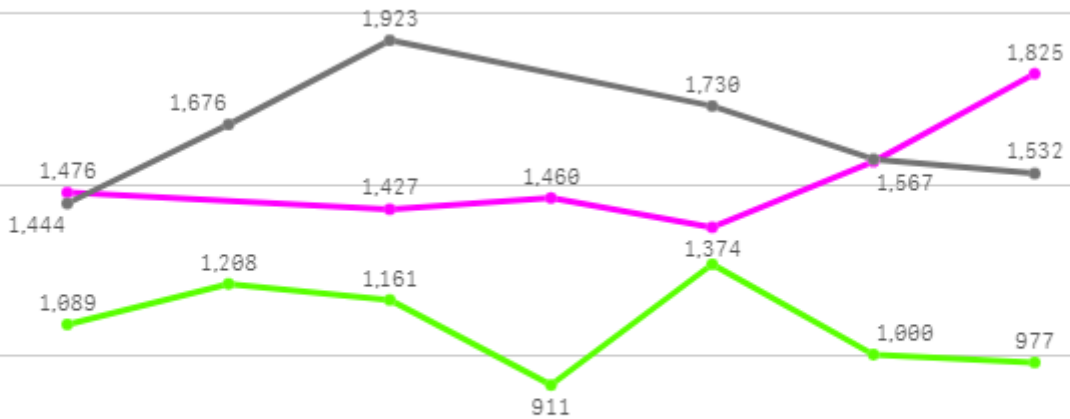
33

출하건수(천건)

3

주간 도매가격(원)

● 2024   ● 2023   ● 평년



03/23   03/24   03/25   03/26   03/27   03/28   03/29

구분	금주(A)	전주(B)	전월(C)	전년(D)	평년(E)	A/B	A/C	A/D	A/E
가격(원)	1,522	1,684	1,401	1,647	1,090	90.3%	108.6%	92.4%	139.6%

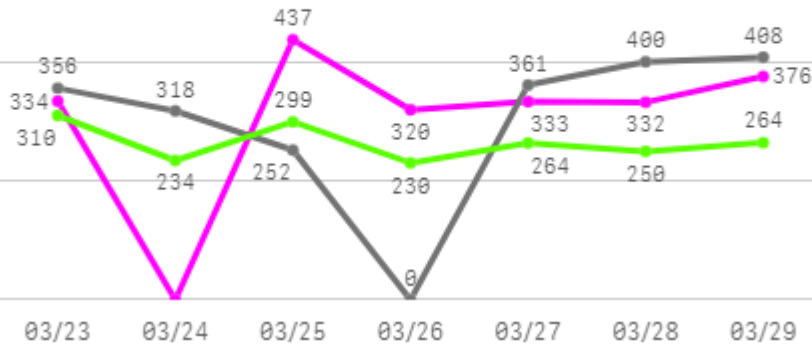
## □ 양파(1Kg) 주간 가격

구분	Q	품종	Q	단량	Q	특	상	보통	하
2024-03-23		양파		1Kg		1,736	1,476	986	473
2024-03-25		양파		1Kg		1,787	1,427	862	464
2024-03-26		양파		1Kg		1,784	1,460	999	541
2024-03-27		양파		1Kg		1,770	1,374	1,005	562
2024-03-28		양파		1Kg		1,880	1,567	1,078	679
2024-03-29		양파		1Kg		1,998	1,825	1,430	784
평균						<b>1,826</b>	<b>1,522</b>	<b>1,060</b>	<b>584</b>

# 대파

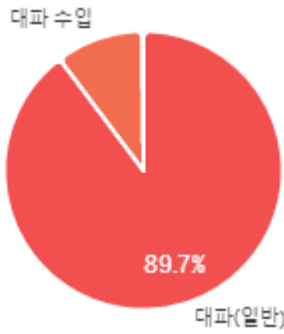
## 주간 반입량(톤)

◆ 2024    ● 2023    ▲ 평년

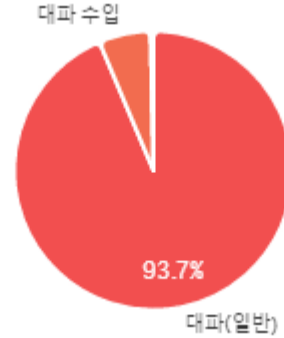


구분	금주(A)	전주(B)	전월(C)	전년(D)	평년(E)	A/B	A/C	A/D	A/E
물량(톤)	2,133	2,330	2,050	2,095	1,852	91.6%	104.1%	101.8%	115.2%

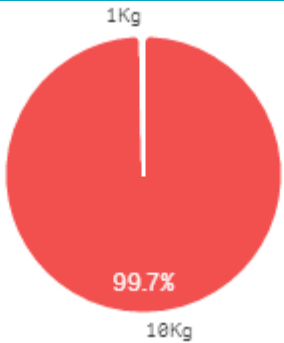
## 출하 품종별 거래물량 구성비



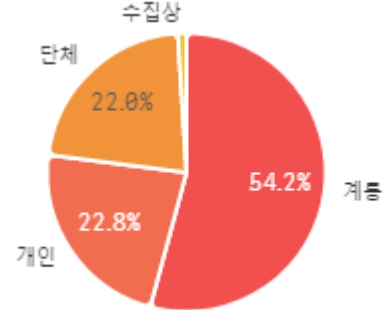
## 출하 품종별 거래금액 구성비



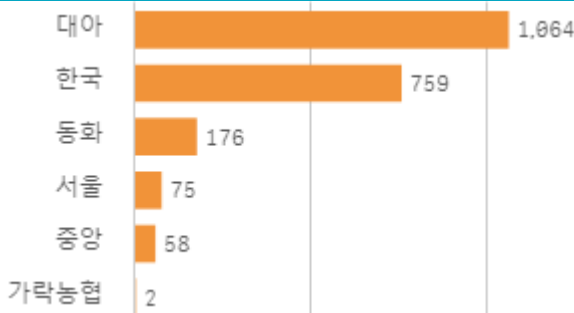
## 거래 단량별 물량 구성비



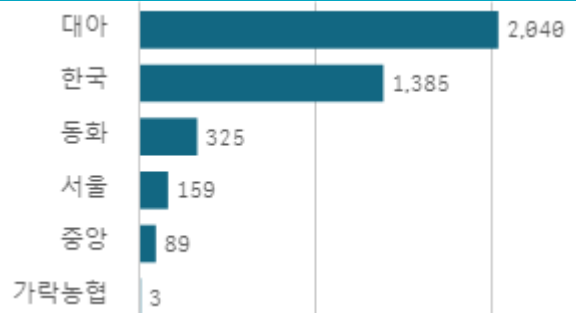
## 출하자별 거래물량 구성비



## 도매시장 법인별 거래물량(톤)

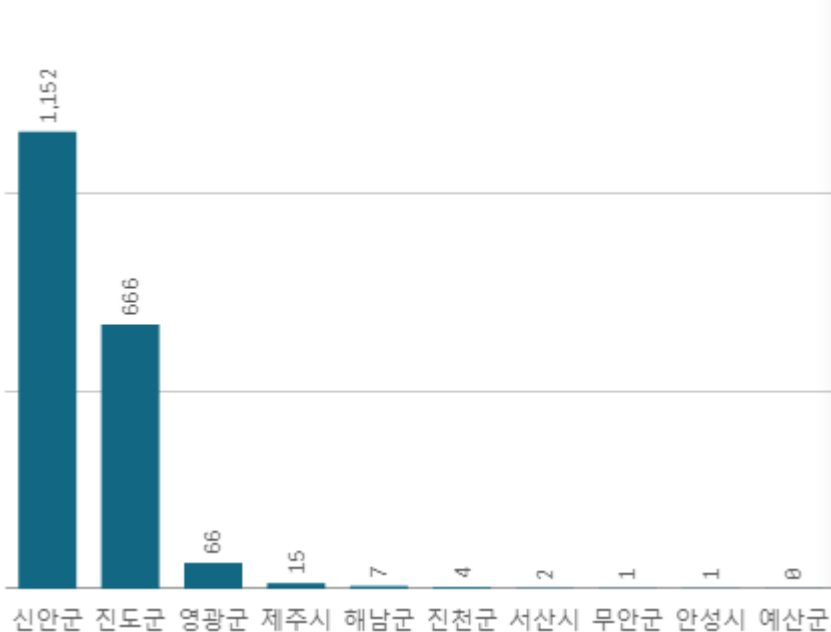


## 도매시장 법인별 거래금액(백만원)

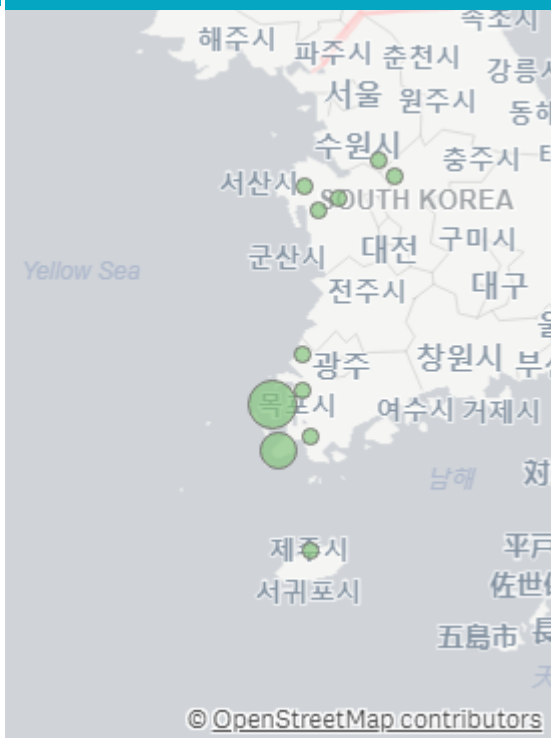


# 대파(일반)(1Kg)

산지별 거래물량(톤)



산지별 주출하 시군구



출하산지(개소)

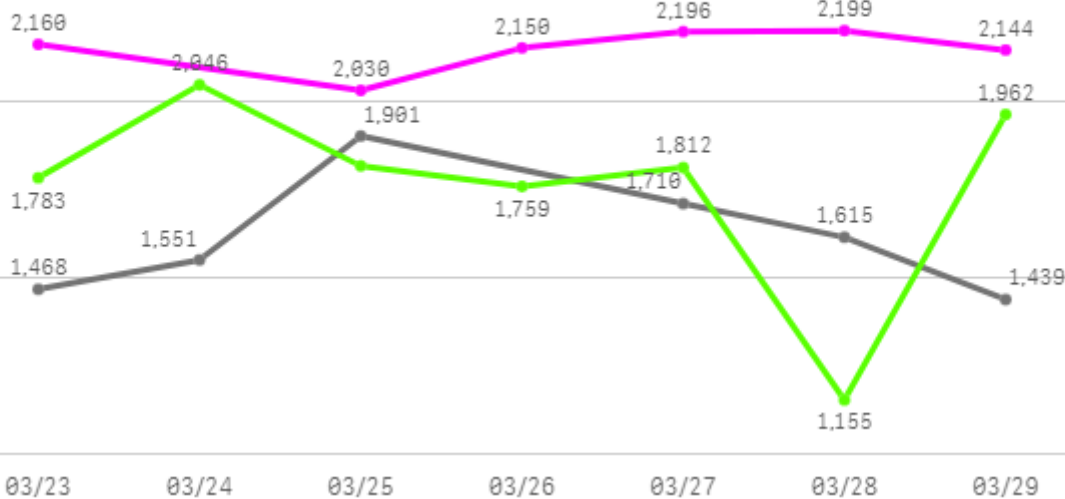
11

출하건수(천건)

1

주간 도매가격(원)

● 2024 ● 2023 ● 평년



구분	금주(A)	전주(B)	전월(C)	전년(D)	평년(E)	A/B	A/C	A/D	A/E
가격(원)	2,147	2,370	3,566	1,614	1,764	90.6%	60.2%	133.0%	121.7%

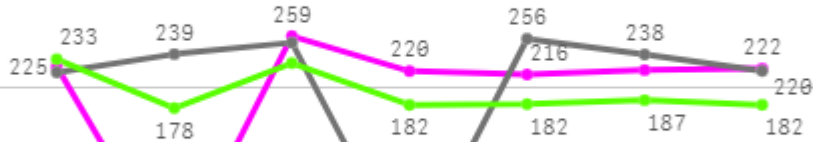
## □ 대파(일반)(1Kg) 주간 가격

구분	Q	품종	Q	단량	Q	특	상	보통	하
2024-03-23		대파(일반)		1Kg		2,455	2,160	1,873	1,650
2024-03-25		대파(일반)		1Kg		2,450	2,030	1,775	1,557
2024-03-26		대파(일반)		1Kg		2,466	2,150	1,925	1,734
2024-03-27		대파(일반)		1Kg		2,498	2,196	1,946	1,718
2024-03-28		대파(일반)		1Kg		2,419	2,199	1,955	1,773
2024-03-29		대파(일반)		1Kg		2,359	2,144	1,928	1,776
평균						<b>2,441</b>	<b>2,147</b>	<b>1,900</b>	<b>1,701</b>

# 버섯

## 주간 반입량(톤)

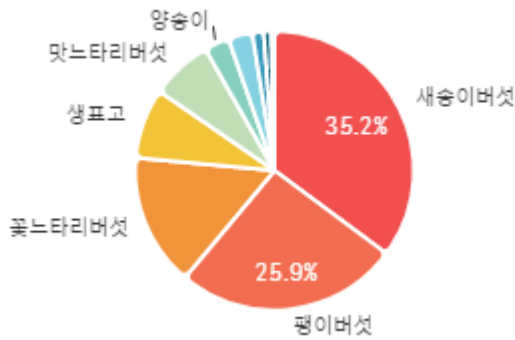
◆ 2024    ● 2023    ▲ 평년



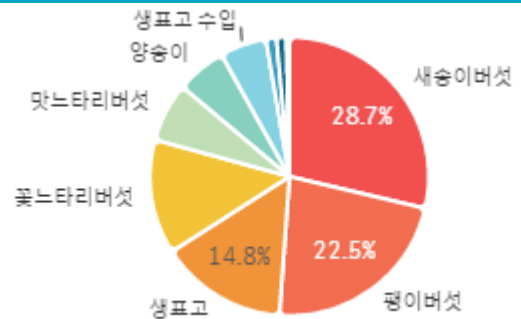
03/23    03/24    03/25    03/26    03/27    03/28    03/29

구분	금주(A)	전주(B)	전월(C)	전년(D)	평년(E)	A/B	A/C	A/D	A/E
물량(톤)	1,361	1,391	1,313	1,422	1,372	97.9%	103.7%	95.8%	99.2%

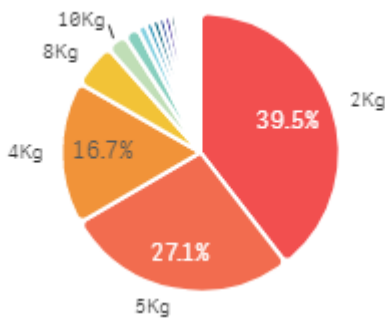
## 출하 품종별 거래물량 구성비



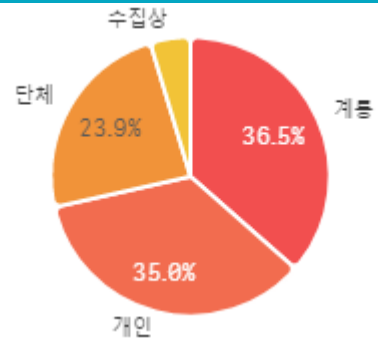
## 출하 품종별 거래금액 구성비



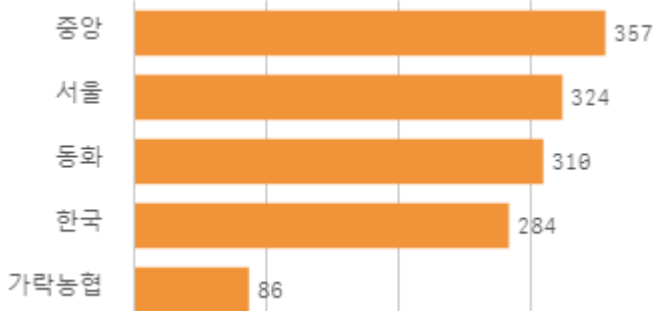
## 거래 단량별 물량 구성비



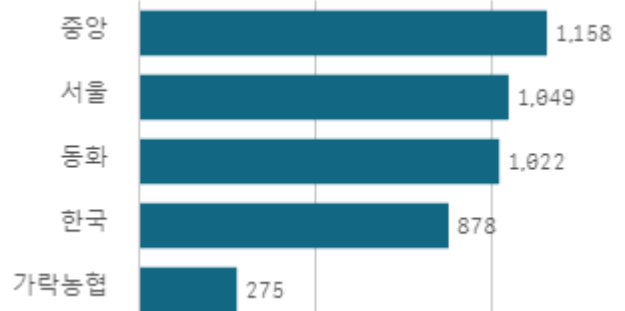
## 출하자별 거래물량 구성비



## 도매시장 법인별 거래물량(톤)

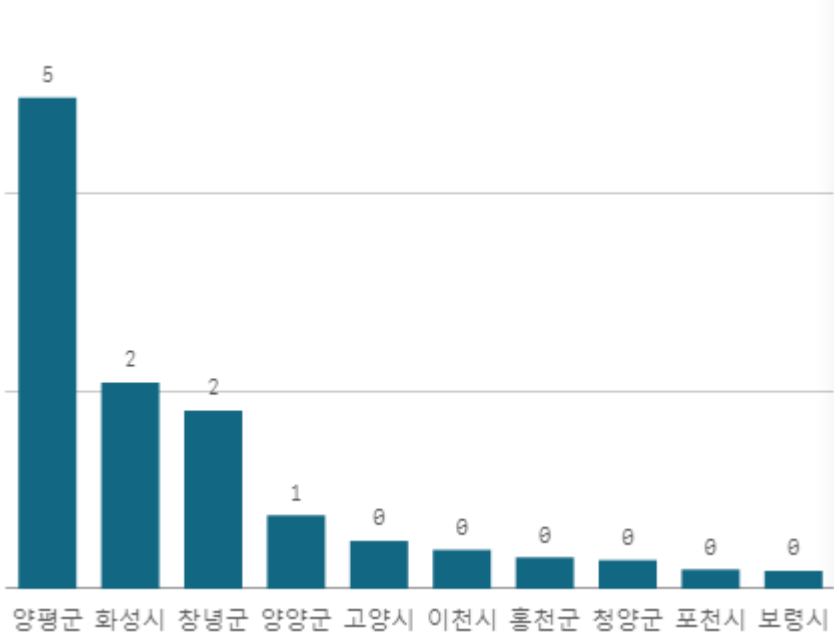


## 도매시장 법인별 거래금액(백만원)



# 느타리버섯(2Kg)

산지별 거래물량(톤)



출하산지(개소)

18

출하건수(천건)

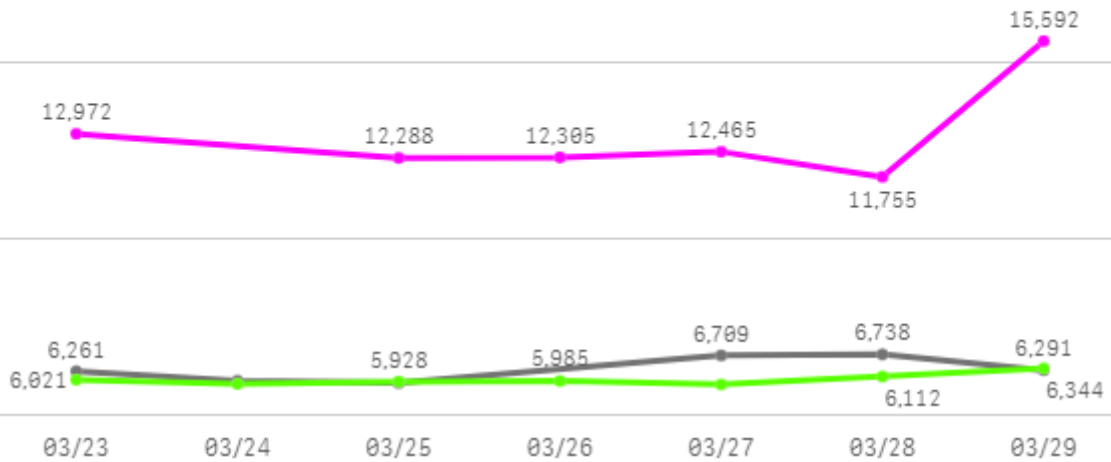
0

산지별 주출하 시군구



주간 도매가격(원)

◆ 2024    ◀ 2023    ● 평년



구분	금주(A)	전주(B)	전월(C)	전년(D)	평년(E)	A/B	A/C	A/D	A/E
가격(원)	12,896	11,641	11,638	6,320	6,029	110.8%	110.8%	204.1%	213.9%

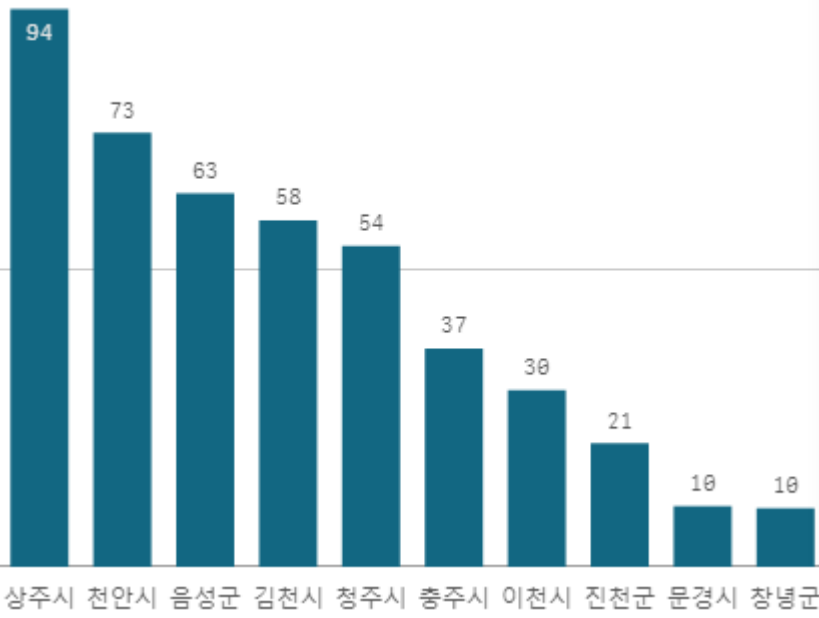


## □ 느타리버섯(2Kg) 주간 가격

구분	Q	품종	Q	단량	Q	특	상	보통	하
2024-03-23		느타리버섯		2Kg		16,875	12,972	7,324	3,500
2024-03-25		느타리버섯		2Kg		19,595	12,288	7,478	4,272
2024-03-26		느타리버섯		2Kg		16,324	12,305	6,931	4,630
2024-03-27		느타리버섯		2Kg		17,897	12,465	6,161	4,066
2024-03-28		느타리버섯		2Kg		16,500	11,755	6,562	4,282
2024-03-29		느타리버섯		2Kg		17,000	15,592	8,625	5,759
평균						<b>17,365</b>	<b>12,896</b>	<b>7,180</b>	<b>4,418</b>

# 새송이버섯(2Kg)

산지별 거래물량(톤)



출하산지(개소)

19

출하건수(천건)

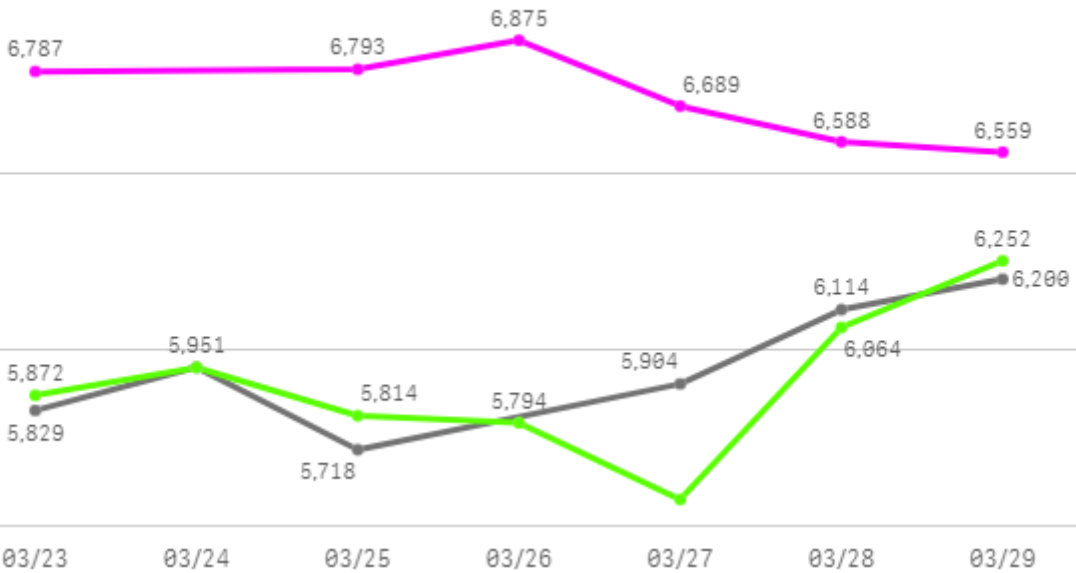
3

산지별 주출하 시군구



주간 도매가격(원)

2024 2023 평년



구분	금주(A)	전주(B)	전월(C)	전년(D)	평년(E)	A/B	A/C	A/D	A/E
가격(원)	6,715	7,303	6,513	5,953	5,899	91.9%	103.1%	112.8%	113.8%

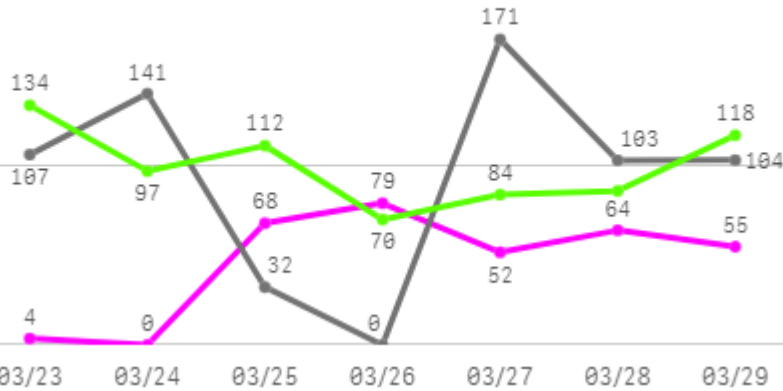
## □ 새송이버섯(2Kg) 주간 가격

구분	Q	품종	Q	단량	Q	특	상	보통	하
2024-03-23		새송이버섯		2Kg		8,655	6,787	6,053	4,694
2024-03-25		새송이버섯		2Kg		8,572	6,793	6,157	4,210
2024-03-26		새송이버섯		2Kg		8,114	6,875	5,957	4,517
2024-03-27		새송이버섯		2Kg		8,050	6,689	5,943	4,360
2024-03-28		새송이버섯		2Kg		7,891	6,588	5,837	4,167
2024-03-29		새송이버섯		2Kg		7,795	6,559	5,992	4,113
평균						<b>8,180</b>	<b>6,715</b>	<b>5,990</b>	<b>4,344</b>

# 사과

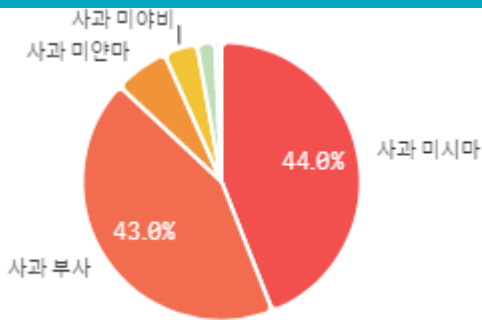
## 주간 반입량(톤)

◆ 2024    ● 2023    ▲ 평년

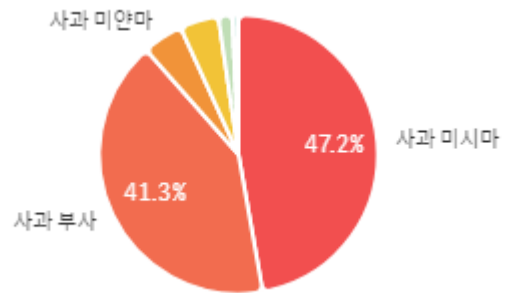


구분	금주(A)	전주(B)	전월(C)	전년(D)	평년(E)	A/B	A/C	A/D	A/E
물량(톤)	322	443	387	658	702	72.8%	83.2%	49.0%	45.9%

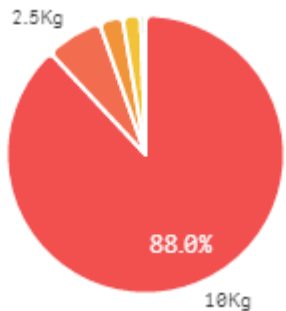
### 출하 품종별 거래물량 구성비



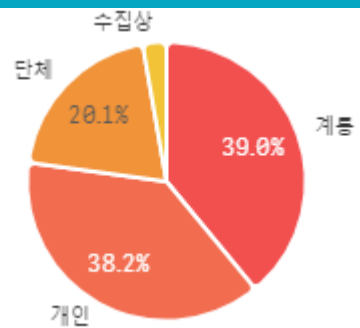
### 출하 품종별 거래금액 구성비



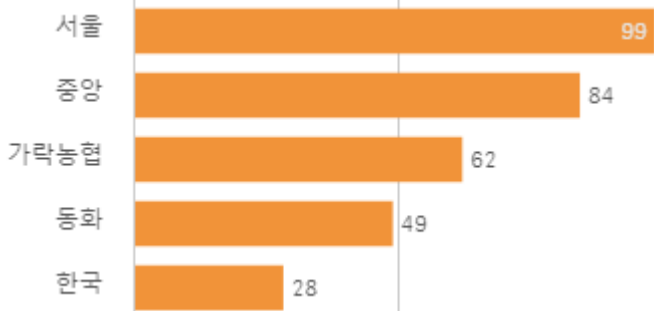
### 거래 단량별 물량 구성비



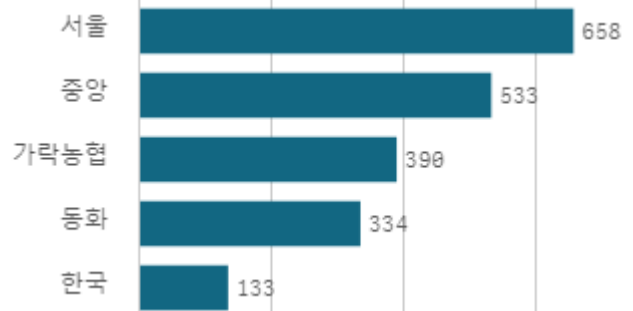
### 출하자별 거래물량 구성비



### 도매시장 법인별 거래물량(톤)

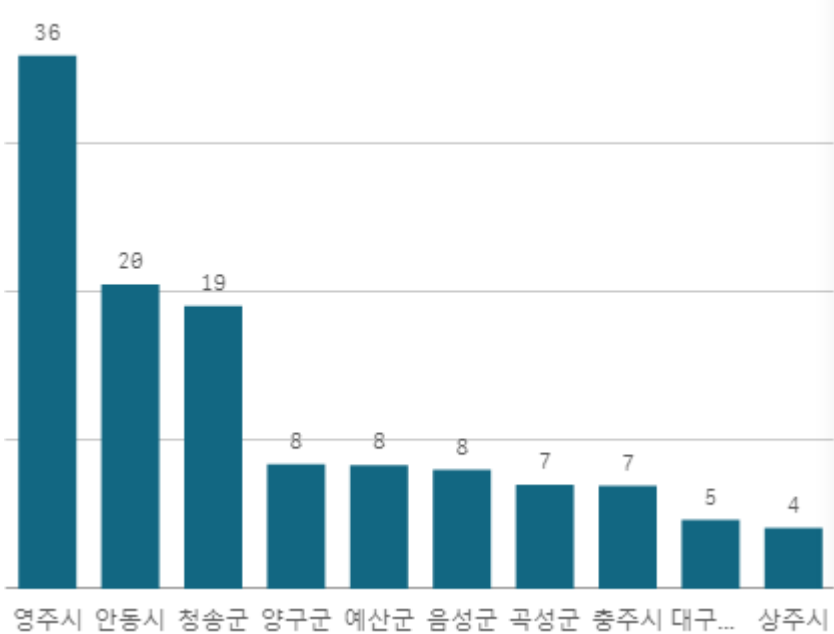


### 도매시장 법인별 거래금액(백만원)



# 사과 부사(10Kg)

산지별 거래물량(톤)



출하산지(개소)

20

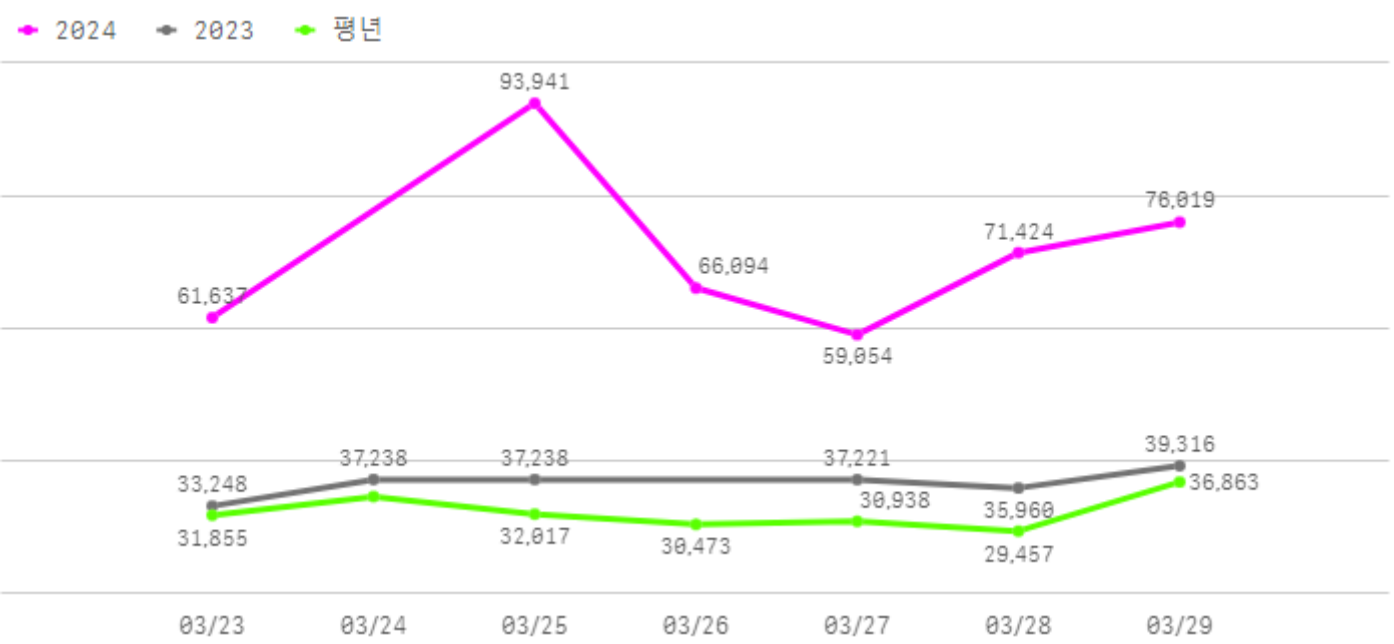
출하건수(천건)

1

산지별 주출하 시군구



주간 도매가격(원)



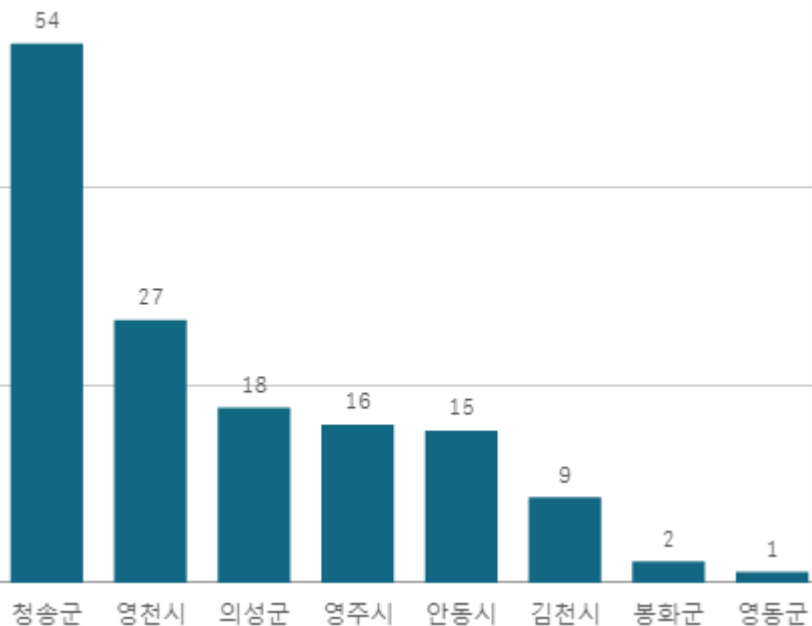
구분	금주(A)	전주(B)	전월(C)	전년(D)	평년(E)	A/B	A/C	A/D	A/E
가격(원)	71,362	69,431	64,357	36,704	32,299	102.8%	110.9%	194.4%	220.9%

## □ 사과 부사(10Kg) 주간 가격

구분	Q	품종	Q	단량	Q	특	상	보통	하
2024-03-23		사과 부사		10Kg		79,126	61,637	45,419	28,396
2024-03-25		사과 부사		10Kg		123,838	93,941	61,228	32,730
2024-03-26		사과 부사		10Kg		93,082	66,094	56,485	26,558
2024-03-27		사과 부사		10Kg		79,585	59,054	43,229	30,419
2024-03-28		사과 부사		10Kg		96,010	71,424	48,095	25,139
2024-03-29		사과 부사		10Kg		90,873	76,019	56,998	33,147
평균						<b>93,752</b>	<b>71,362</b>	<b>51,909</b>	<b>29,398</b>

# 사과 미시마(10Kg)

산지별 거래물량(톤)



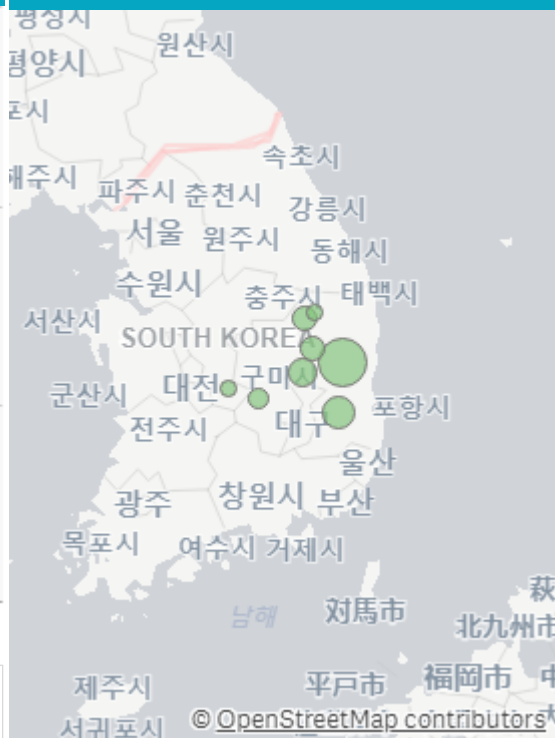
출하산지(개소)

8

출하건수(천건)

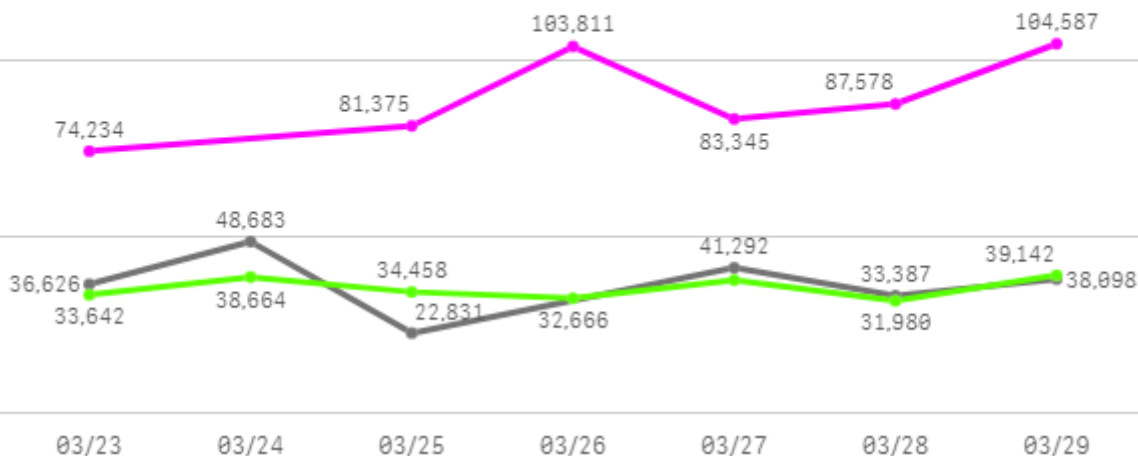
1

산지별 주출하 시군구



주간 도매가격(원)

◆ 2024    ● 2023    ◆ 평년



구분	금주(A)	전주(B)	전월(C)	전년(D)	평년(E)	A/B	A/C	A/D	A/E
가격(원)	89,155	82,585	85,149	36,820	35,383	108.0%	104.7%	242.1%	252.0%

## □ 사과 미시마(10Kg) 주간 가격

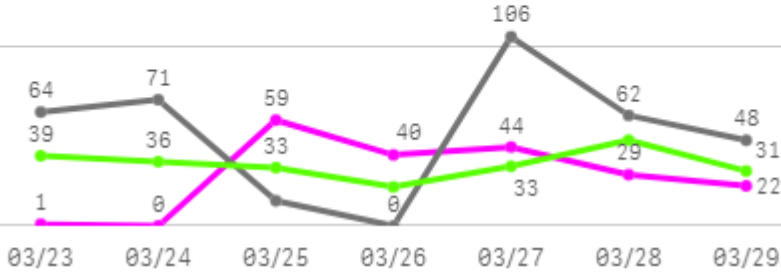
구분	Q	품종	Q	단량	Q	특	상	보통	하
2024-03-23		사과 미시마		10Kg		109,223	74,234	48,390	28,546
2024-03-25		사과 미시마		10Kg		116,439	81,375	64,026	36,435
2024-03-26		사과 미시마		10Kg		158,145	103,811	57,579	41,496
2024-03-27		사과 미시마		10Kg		115,756	83,345	56,192	28,355
2024-03-28		사과 미시마		10Kg		113,065	87,578	58,395	31,991
2024-03-29		사과 미시마		10Kg		155,000	104,587	62,311	35,531
평균						<b>127,938</b>	<b>89,155</b>	<b>57,816</b>	<b>33,726</b>



# 배

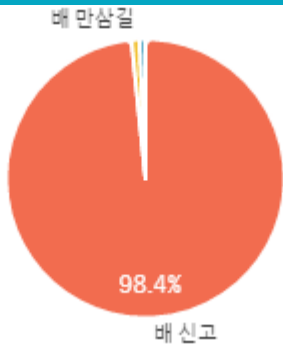
## 주간 반입량(톤)

◆ 2024    ● 2023    ▲ 평년

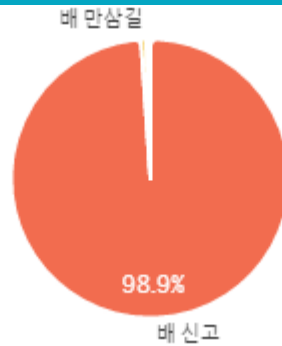


구분	금주(A)	전주(B)	전월(C)	전년(D)	평년(E)	A/B	A/C	A/D	A/E
물량(톤)	195	211	150	365	242	92.8%	130.6%	53.6%	80.8%

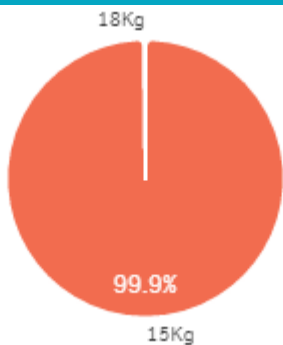
### 출하 품종별 거래물량 구성비



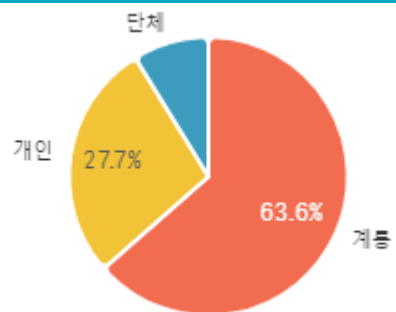
### 출하 품종별 거래금액 구성비



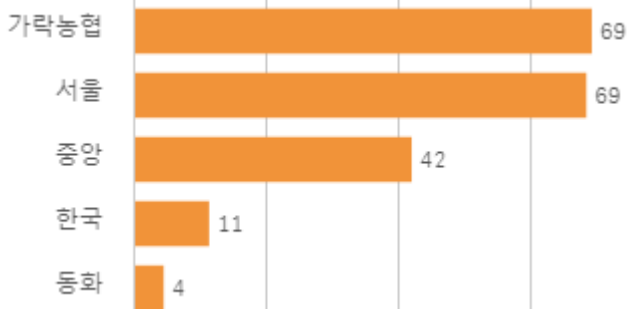
### 거래 단량별 물량 구성비



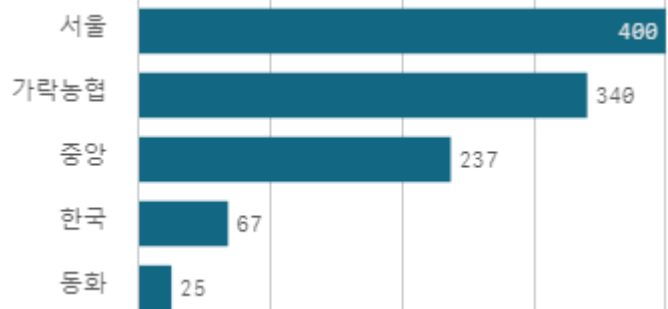
### 출하자별 거래물량 구성비



### 도매시장 법인별 거래물량(톤)

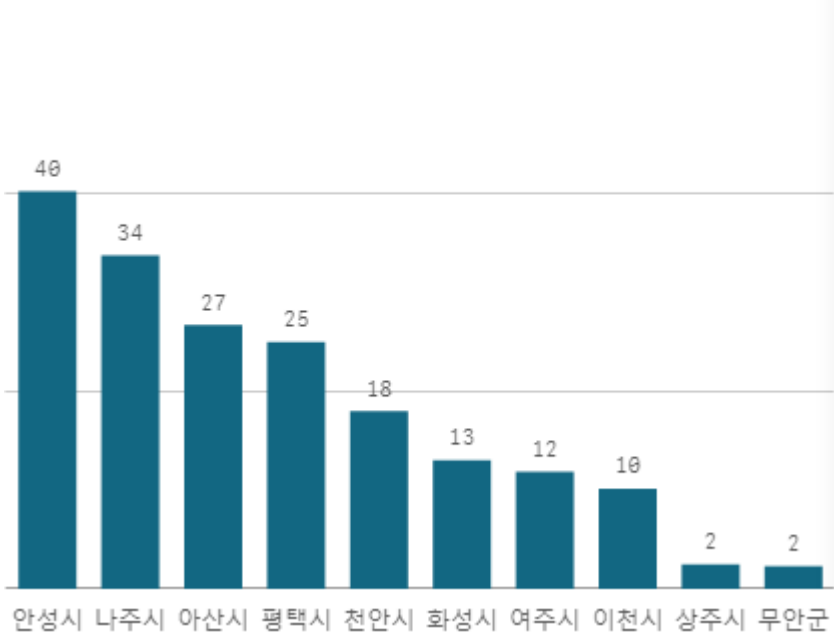


### 도매시장 법인별 거래금액(백만원)



# 배 신고(15Kg)

산지별 거래물량(톤)



출하산지(개소)

18

출하건수(천건)

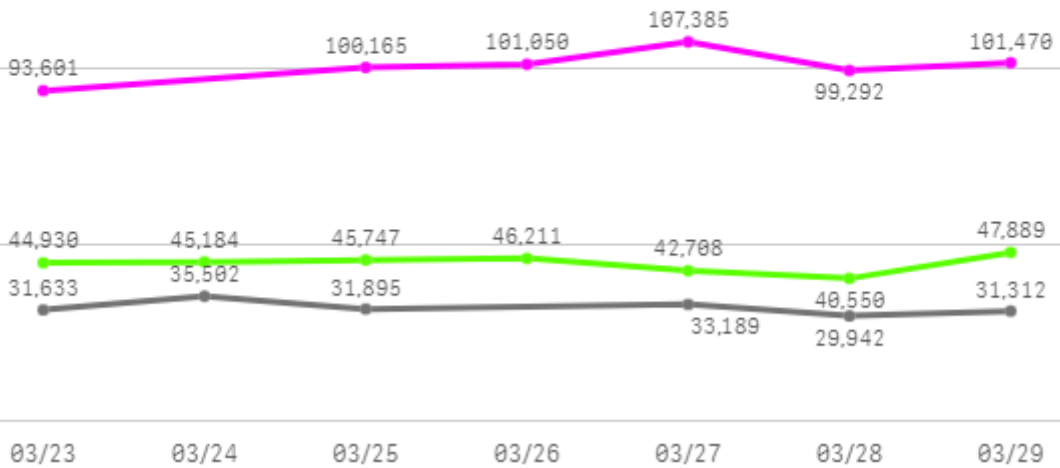
1

산지별 주출하 시군구



주간 도매가격(원)

◆ 2024    ● 2023    ◆ 평년



구분	금주(A)	전주(B)	전월(C)	전년(D)	평년(E)	A/B	A/C	A/D	A/E
가격(원)	100,494	99,646	85,318	32,246	44,785	100.9%	117.8%	311.7%	224.4%

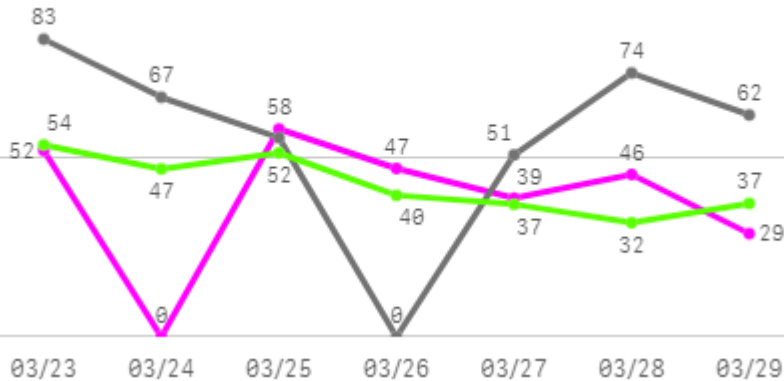
## □ 배 신고(15Kg) 주간 가격

구분	Q	품종	Q	단량	Q	특	상	보통	하
2024-03-23		배 신고		15Kg		113,802	93,601	74,414	52,295
2024-03-25		배 신고		15Kg		124,457	100,165	77,750	55,826
2024-03-26		배 신고		15Kg		122,568	101,050	78,334	59,975
2024-03-27		배 신고		15Kg		124,725	107,385	78,533	52,083
2024-03-28		배 신고		15Kg		114,091	99,292	74,953	53,598
2024-03-29		배 신고		15Kg		121,797	101,470	70,785	48,842
평균						<b>120,240</b>	<b>100,494</b>	<b>75,795</b>	<b>53,770</b>

# 포도

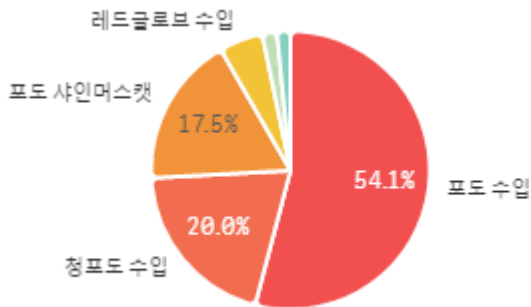
## 주간 반입량(톤)

◆ 2024    ● 2023    ▲ 평년

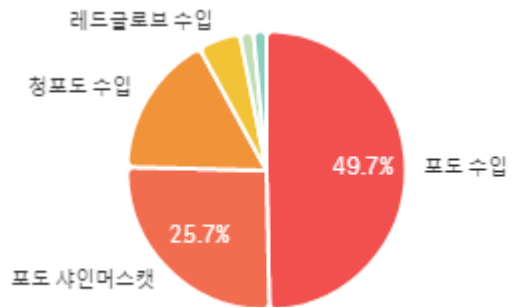


구분	금주(A)	전주(B)	전월(C)	전년(D)	평년(E)	A/B	A/C	A/D	A/E
물량(톤)	271	324	266	394	299	83.7%	101.9%	68.9%	90.8%

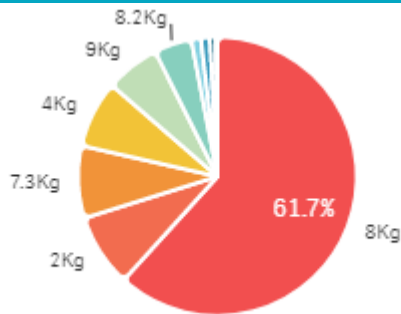
## 출하 품종별 거래물량 구성비



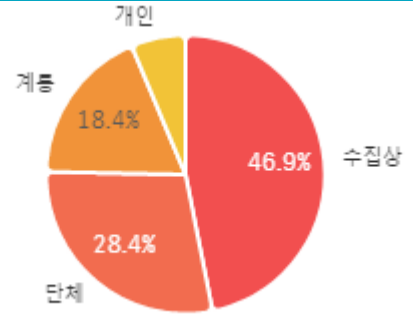
## 출하 품종별 거래금액 구성비



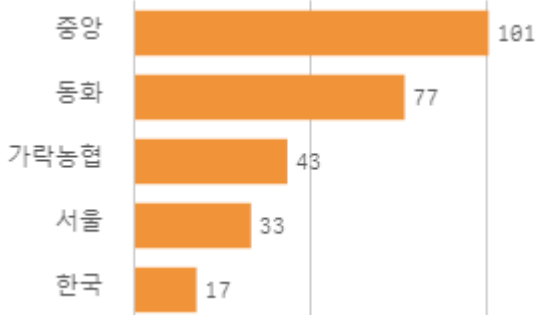
## 거래 단량별 물량 구성비



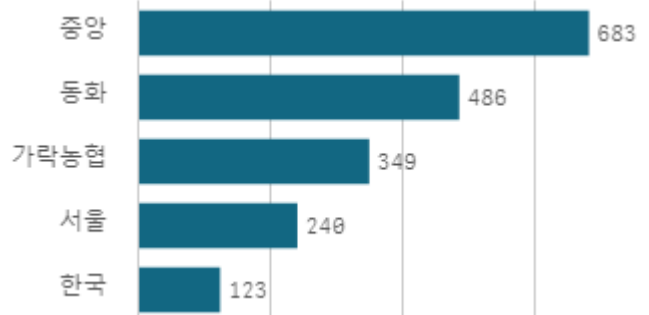
## 출하자별 거래물량 구성비



## 도매시장 법인별 거래물량(톤)

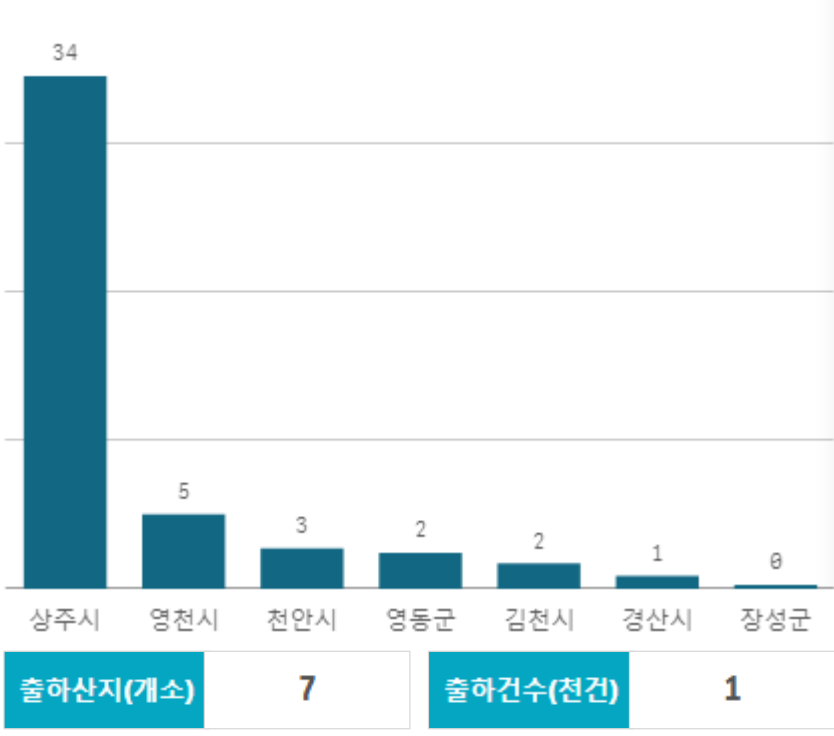


## 도매시장 법인별 거래금액(백만원)



# 포도 샤인머스켓(2Kg)

산지별 거래물량(톤)



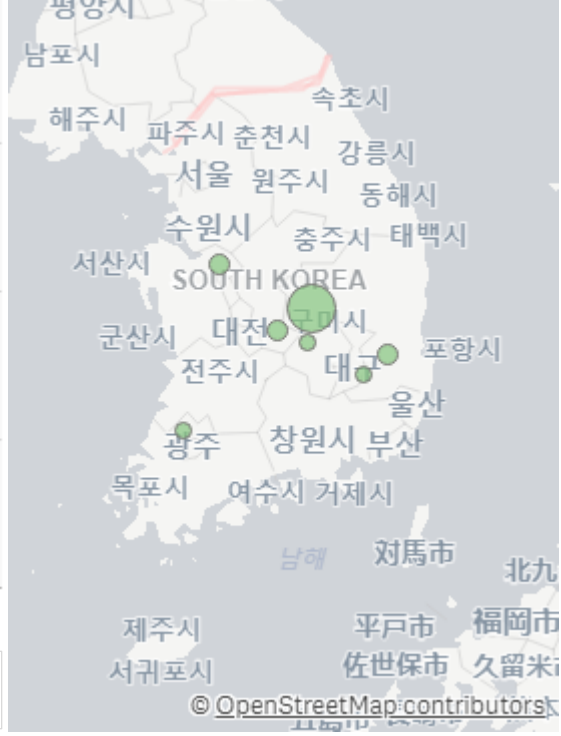
출하산지(개소)

7

출하건수(천건)

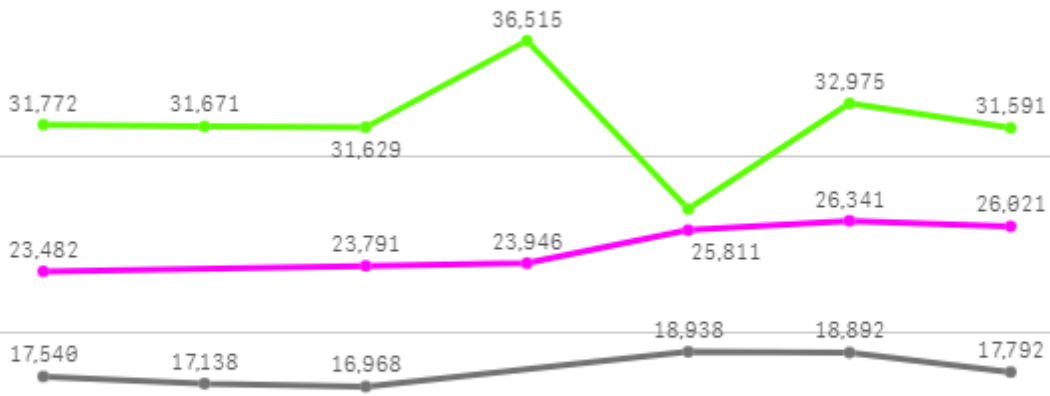
1

산지별 주출하 시군구



주간 도매가격(원)

◆ 2024    ● 2023    ◆ 평년



03/23    03/24    03/25    03/26    03/27    03/28    03/29

구분	금주(A)	전주(B)	전월(C)	전년(D)	평년(E)	A/B	A/C	A/D	A/E
가격(원)	24,899	20,777	22,864	17,878	31,856	119.8%	108.9%	139.3%	78.2%

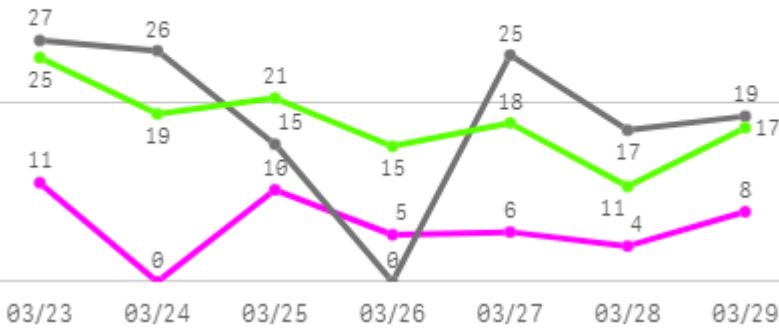
## □ 포도 샤인머스켓(2Kg) 주간 가격

구분	Q	품종	Q	단량	Q	특	상	보통	하
2024-03-23		포도 샤인머스켓		2Kg		30,364	23,482	15,175	11,525
2024-03-25		포도 샤인머스켓		2Kg		31,000	23,791	15,463	12,548
2024-03-26		포도 샤인머스켓		2Kg		28,389	23,946	14,683	10,737
2024-03-27		포도 샤인머스켓		2Kg		30,333	25,811	18,644	11,928
2024-03-28		포도 샤인머스켓		2Kg		30,408	26,341	18,575	13,881
2024-03-29		포도 샤인머스켓		2Kg		30,905	26,021	17,702	12,409
평균						<b>30,233</b>	<b>24,899</b>	<b>16,707</b>	<b>12,171</b>

# 감귤

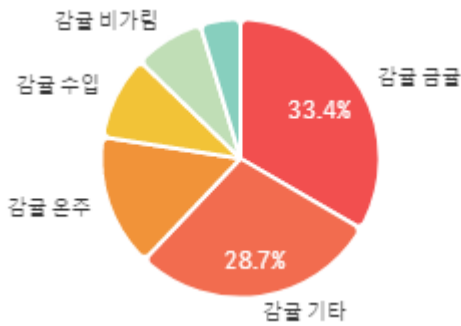
## 주간 반입량(톤)

◆ 2024    ● 2023    ▲ 평년

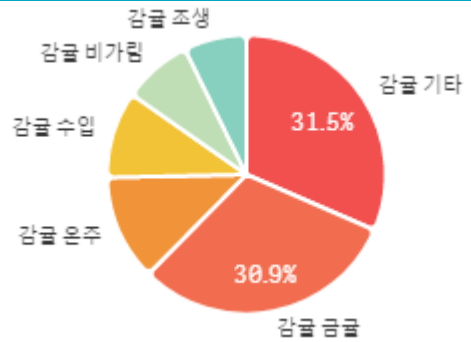


구분	금주(A)	전주(B)	전월(C)	전년(D)	평년(E)	A/B	A/C	A/D	A/E
물량(톤)	44	86	133	129	126	51.7%	33.2%	34.1%	35.2%

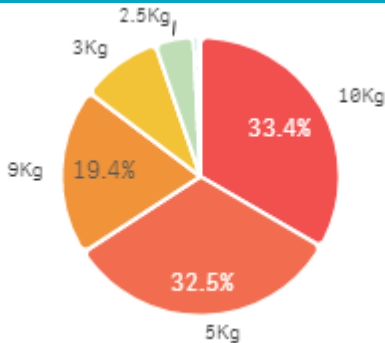
## 출하 품종별 거래물량 구성비



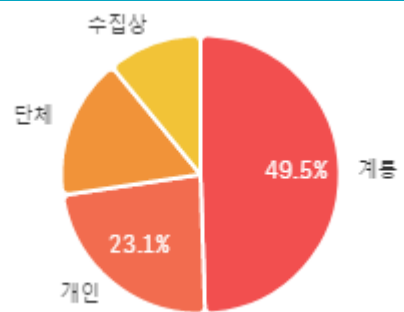
## 출하 품종별 거래금액 구성비



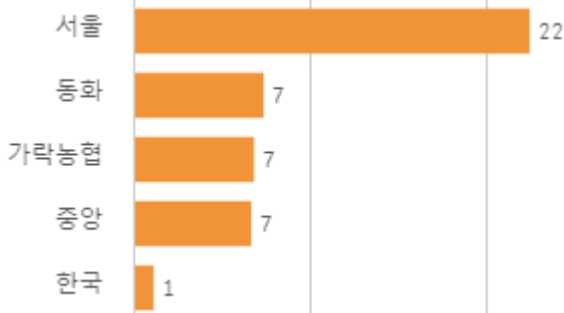
## 거래 단량별 물량 구성비



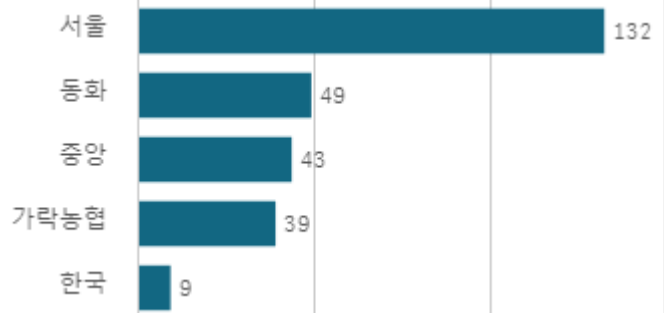
## 출하자별 거래물량 구성비



## 도매시장 법인별 거래물량(톤)

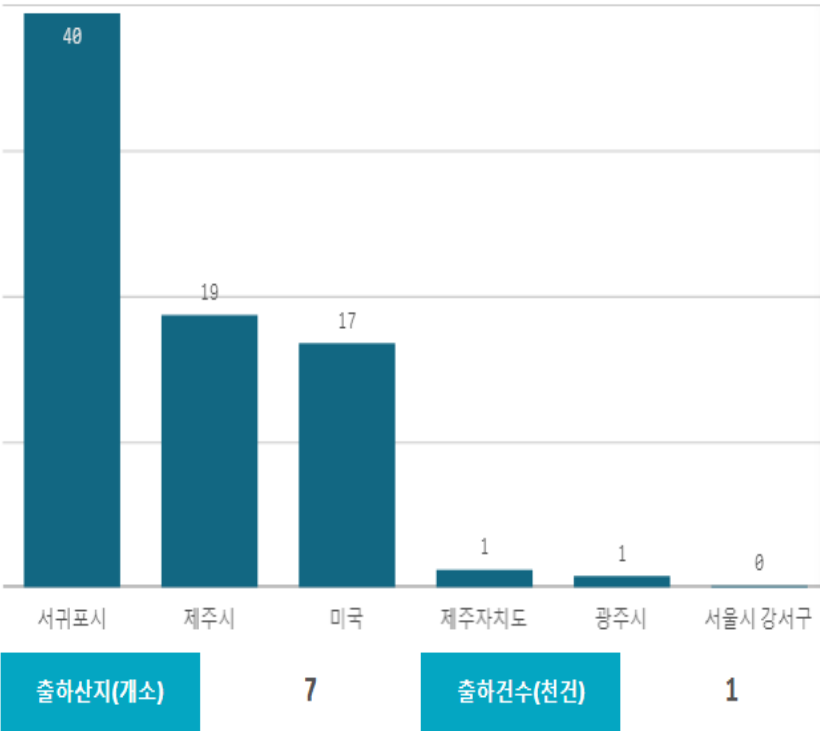


## 도매시장 법인별 거래금액(백만원)



# 감귤(5Kg)

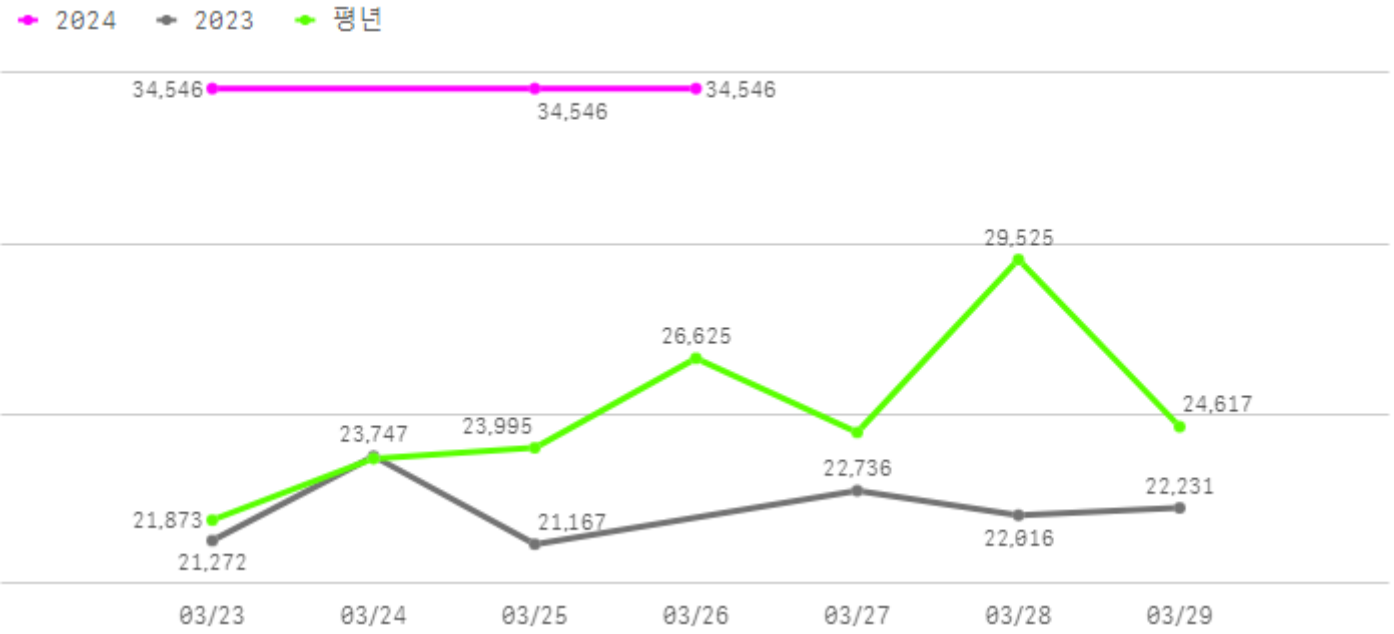
산지별 거래물량(톤)



산지별 주출하 시군구



주간 도매가격(원)



구분	금주(A)	전주(B)	전월(C)	전년(D)	평년(E)	A/B	A/C	A/D	A/E
가격(원)	34,546	45,339	44,778	22,195	24,831	76.2%	77.1%	155.6%	139.1%



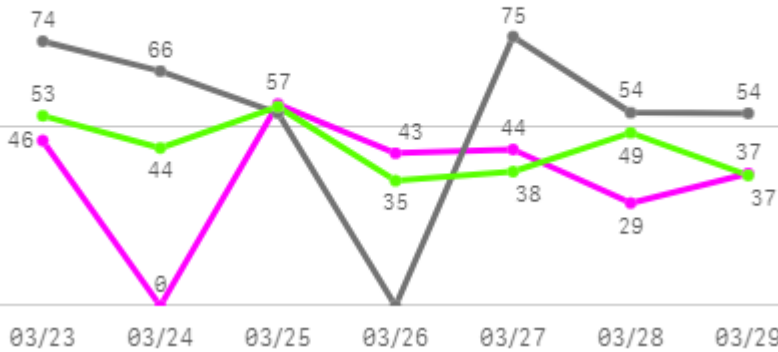
## □ 감귤(5Kg) 주간 가격

구분	Q	품종	Q	단량	Q	특	상	보통	하
2024-03-23		감귤		5Kg		41,442	34,546	20,085	14,387
2024-03-25		감귤		5Kg		41,442	34,546	20,085	14,387
2024-03-26		감귤		5Kg		41,442	34,546	20,085	14,387
평균						<b>41,442</b>	<b>34,546</b>	<b>20,085</b>	<b>14,387</b>

# 만감

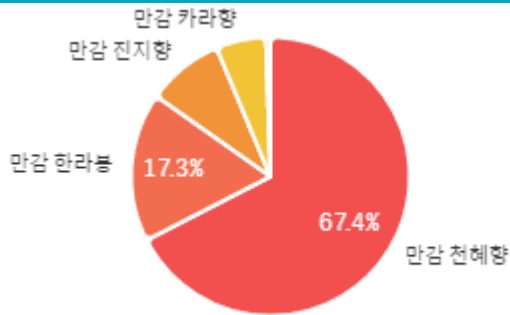
## 주간 반입량(톤)

◆ 2024    ● 2023    ▲ 평년

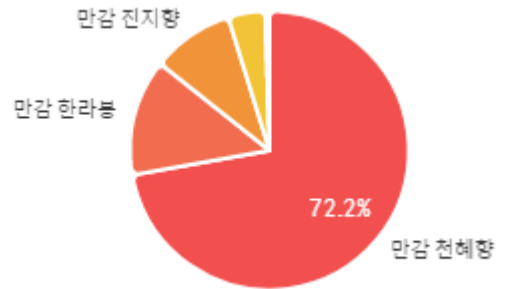


구분	금주(A)	전주(B)	전월(C)	전년(D)	평년(E)	A/B	A/C	A/D	A/E
물량(톤)	255	358	443	378	311	71.4%	57.7%	67.7%	82.1%

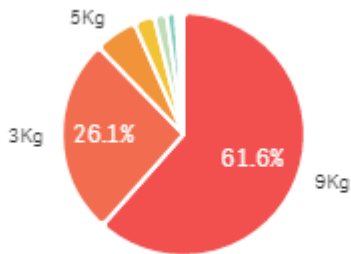
## 출하 품종별 거래물량 구성비



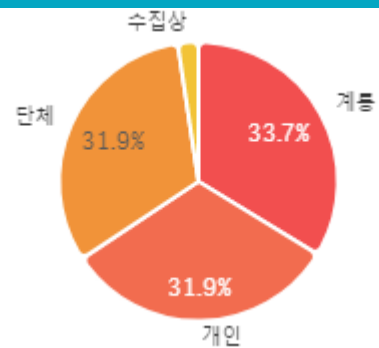
## 출하 품종별 거래금액 구성비



## 거래 단량별 물량 구성비

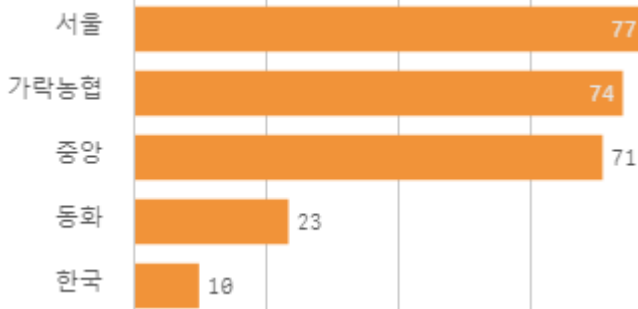


## 출하자별 거래물량 구성비

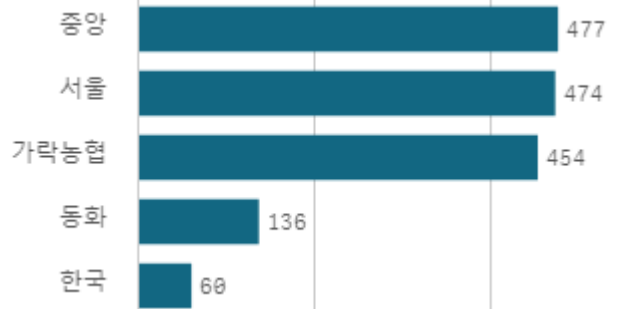


\* The data set contains negative or zero values that cannot ...

## 도매시장 법인별 거래물량(톤)

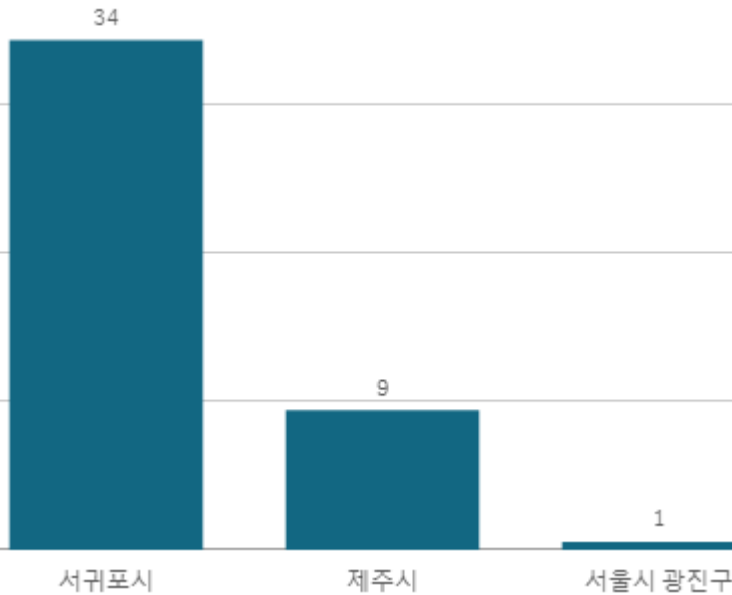


## 도매시장 법인별 거래금액(백만원)

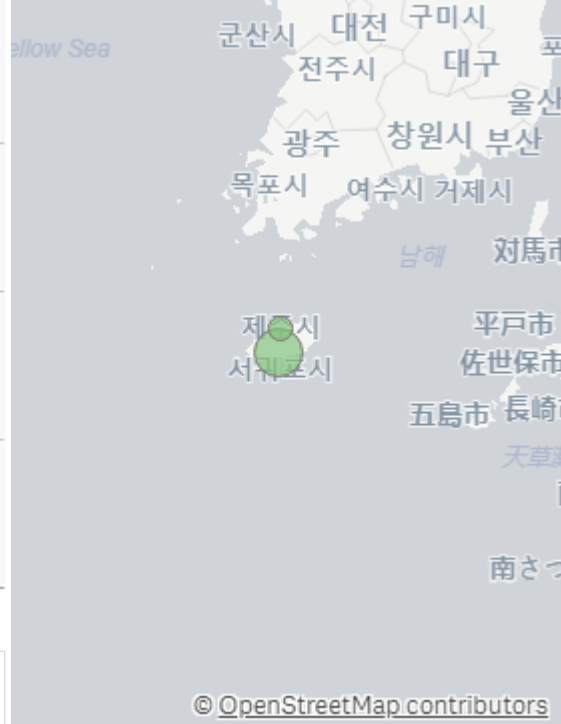


# 만감 한라봉(3Kg)

산지별 거래물량(톤)



산지별 주출하 시군구



출하산지(개소)

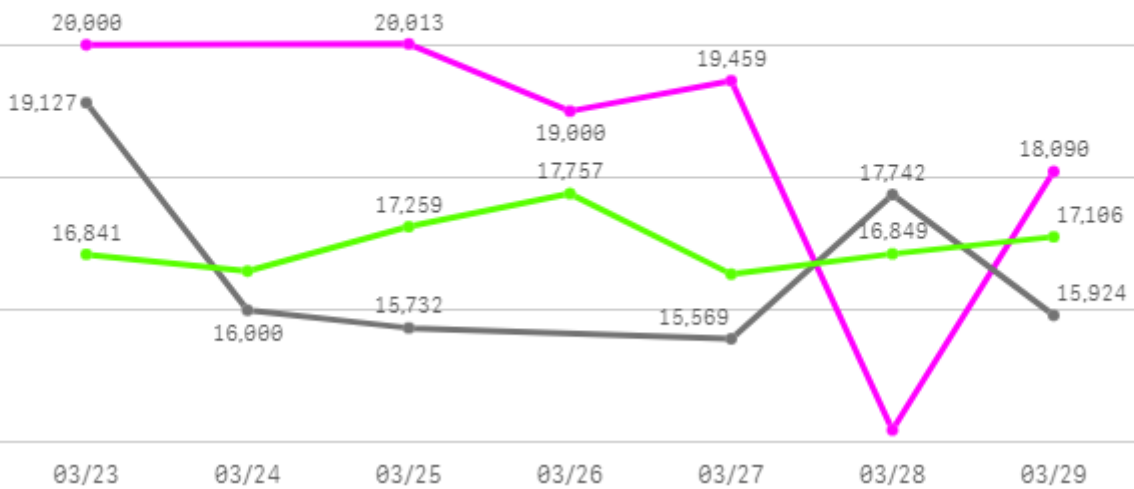
3

출하건수(천건)

0

주간 도매가격(원)

◆ 2024    ● 2023    ◆ 평년



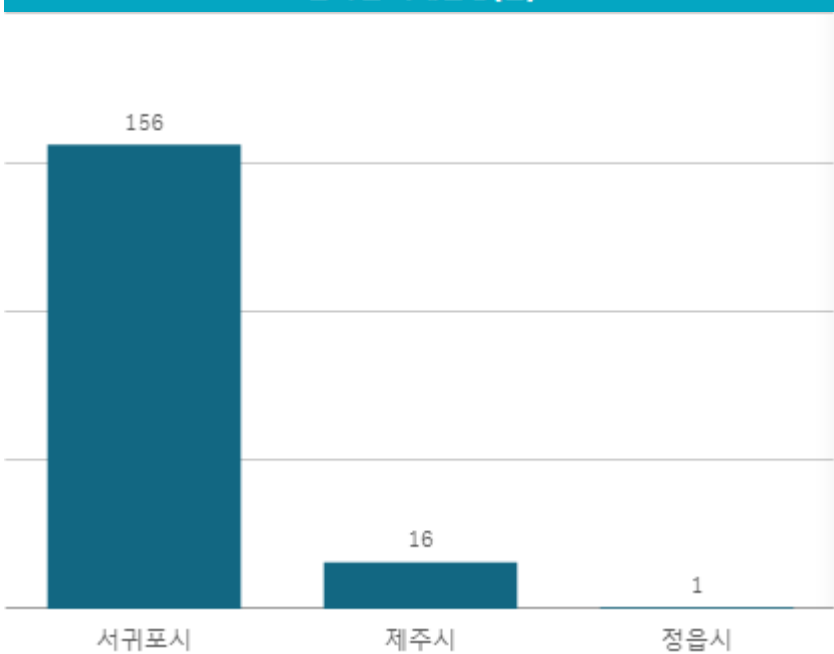
구분	금주(A)	전주(B)	전월(C)	전년(D)	평년(E)	A/B	A/C	A/D	A/E
가격(원)	18,460	21,185	20,056	16,682	16,996	87.1%	92.0%	110.7%	108.6%

## □ 만감 한라봉(3Kg) 주간 가격

구분	Q	품종	Q	단량	Q	특	상	보통	하
2024-03-23		만감 한라봉		3Kg		20,882	20,000	17,066	13,733
2024-03-25		만감 한라봉		3Kg		21,211	20,013	17,485	15,053
2024-03-26		만감 한라봉		3Kg		20,129	19,000	16,949	13,593
2024-03-27		만감 한라봉		3Kg		24,206	19,459	15,462	12,625
2024-03-28		만감 한라봉		3Kg		19,045	14,195	12,649	11,446
2024-03-29		만감 한라봉		3Kg		21,983	18,090	13,310	9,216
평균						<b>21,243</b>	<b>18,460</b>	<b>15,487</b>	<b>12,611</b>

# 만감 천혜향(3Kg)

산지별 거래물량(톤)



산지별 주출하 시군구



출하산지(개소)

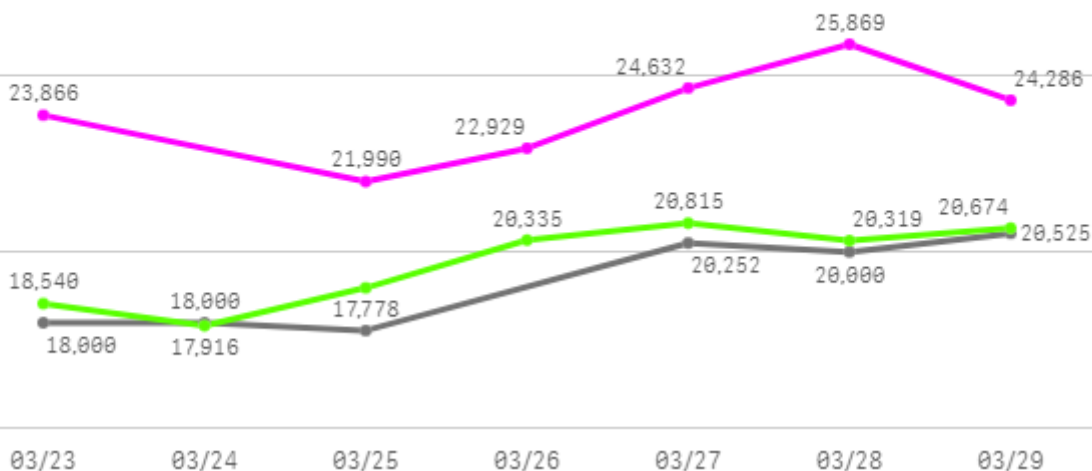
3

출하건수(천건)

1

주간 도매가격(원)

◆ 2024    ● 2023    ◆ 평년



구분	금주(A)	전주(B)	전월(C)	전년(D)	평년(E)	A/B	A/C	A/D	A/E
가격(원)	23,929	23,106	21,444	19,093	19,596	103.6%	111.6%	125.3%	122.1%

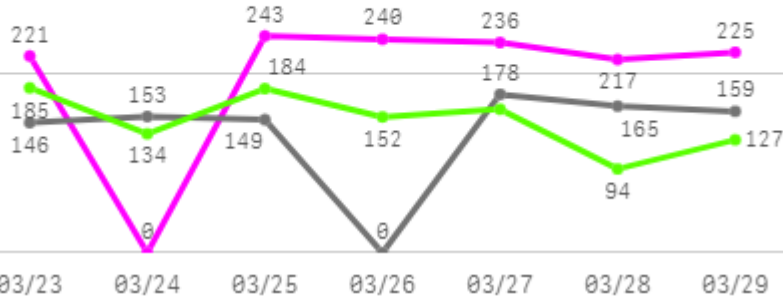
## □ 만감 천혜향(3Kg) 주간 가격

구분	Q	품종	Q	단량	Q	특	상	보통	하
2024-03-23		만감 천혜향		3Kg		28,096	23,866	19,804	17,060
2024-03-25		만감 천혜향		3Kg		24,000	21,990	18,020	13,518
2024-03-26		만감 천혜향		3Kg		29,288	22,929	19,933	15,094
2024-03-27		만감 천혜향		3Kg		27,469	24,632	20,085	15,135
2024-03-28		만감 천혜향		3Kg		27,531	25,869	21,512	17,308
2024-03-29		만감 천혜향		3Kg		29,190	24,286	22,266	16,718
평균						<b>27,596</b>	<b>23,929</b>	<b>20,270</b>	<b>15,806</b>

# 바나나

## 주간 반입량(톤)

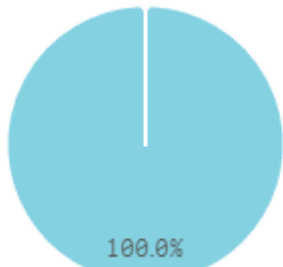
◆ 2024    ● 2023    ▲ 평년



구분	금주(A)	전주(B)	전월(C)	전년(D)	평년(E)	A/B	A/C	A/D	A/E
물량(톤)	1,381	1,299	1,045	949	1,037	106.3%	132.1%	145.5%	133.2%

### 출하 품종별 거래물량 구성비

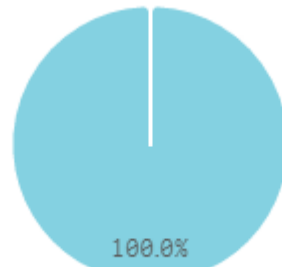
몽키바나나 수입



바나나 수입

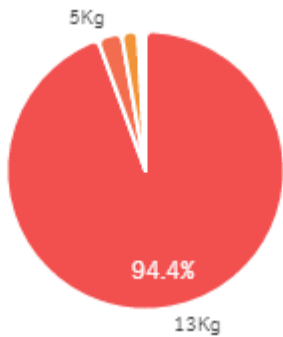
### 출하 품종별 거래금액 구성비

몽키바나나 수입



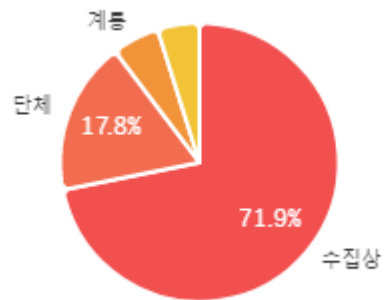
바나나 수입

### 거래 단량별 물량 구성비



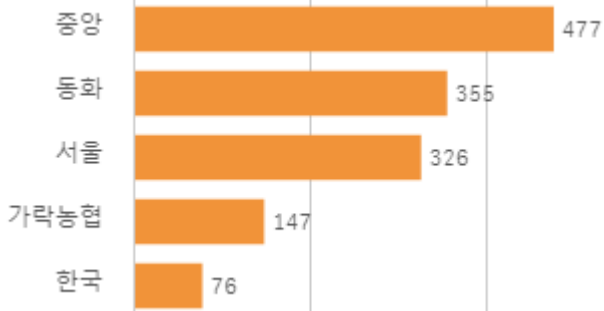
13Kg

### 출하자별 거래물량 구성비

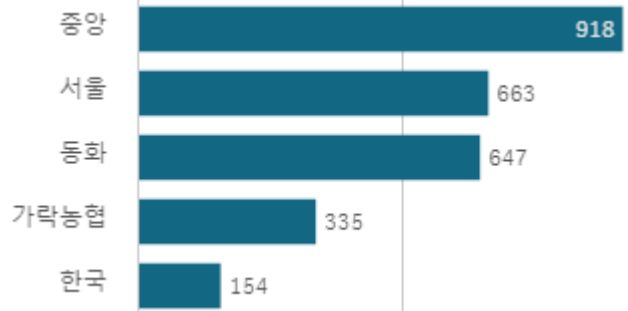


수집상

### 도매시장 법인별 거래물량(톤)

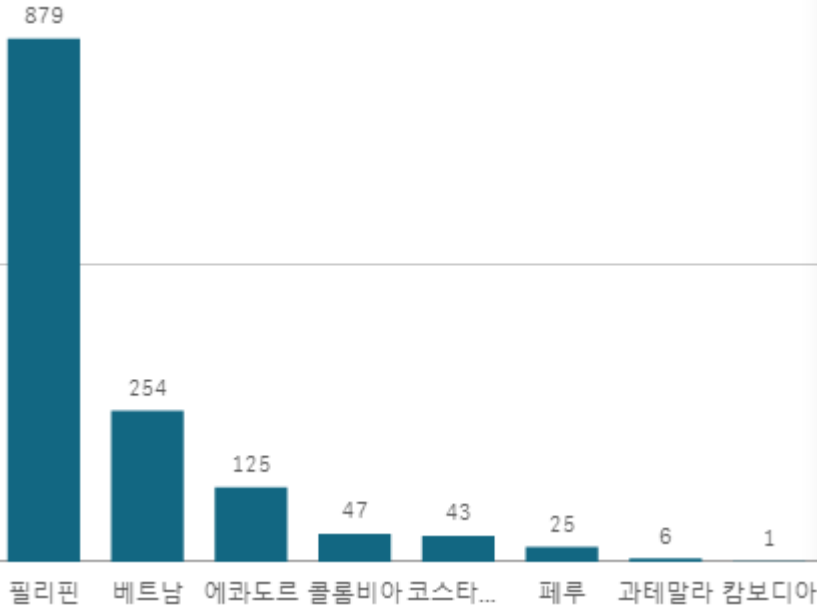


### 도매시장 법인별 거래금액(백만원)

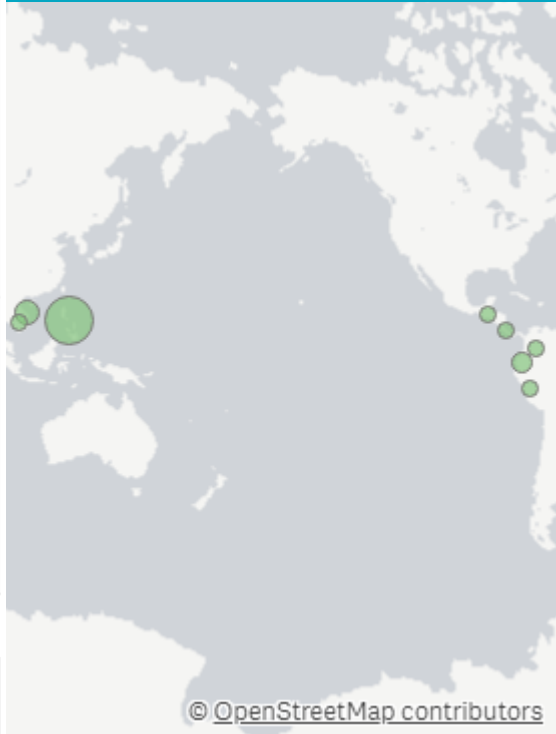


# 바나나 수입(13Kg)

산지별 거래물량(톤)



산지별 주출하 시군구



출하산지(개소)

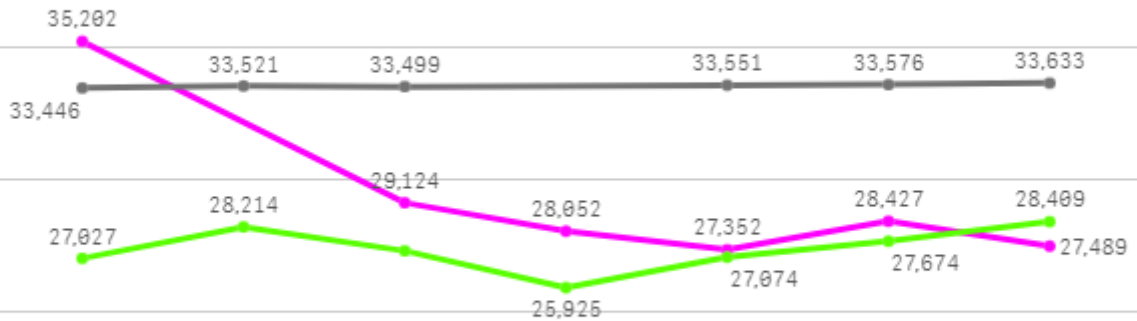
8

출하건수(천건)

2

주간 도매가격(원)

◆ 2024    ● 2023    ◆ 평년



03/23    03/24    03/25    03/26    03/27    03/28    03/29

구분	금주(A)	전주(B)	전월(C)	전년(D)	평년(E)	A/B	A/C	A/D	A/E
가격(원)	29,274	28,227	27,885	33,538	27,362	103.7%	105.0%	87.3%	107.0%



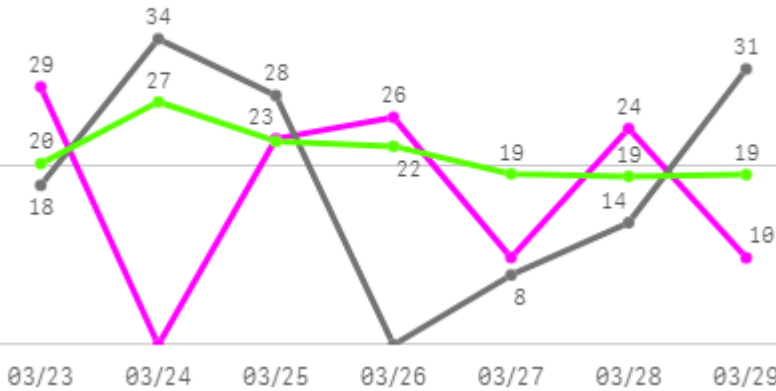
## □ 바나나 수입(13Kg) 주간 가격

구분	Q	품종	Q	단량	Q	특	상	보통	하
2024-03-23		바나나 수입		13Kg		36,000	35,202	28,771	26,545
2024-03-25		바나나 수입		13Kg		34,275	29,124	24,838	13,921
2024-03-26		바나나 수입		13Kg		36,000	28,052	25,270	16,923
2024-03-27		바나나 수입		13Kg		34,259	27,352	23,349	18,052
2024-03-28		바나나 수입		13Kg		35,296	28,427	22,809	13,453
2024-03-29		바나나 수입		13Kg		33,790	27,489	21,854	17,885
평균						<b>34,937</b>	<b>29,274</b>	<b>24,482</b>	<b>17,797</b>

# 고등어

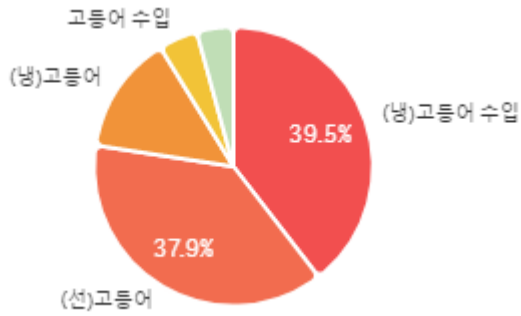
## 주간 반입량(톤)

◆ 2024    ● 2023    ▲ 평년

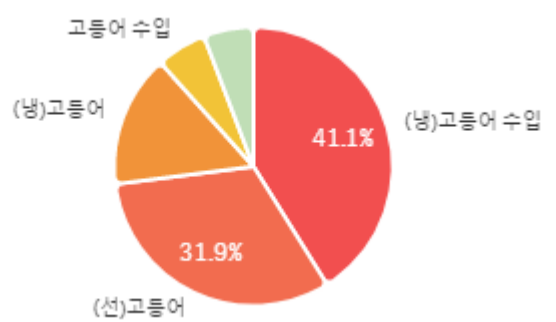


구분	금주(A)	전주(B)	전월(C)	전년(D)	평년(E)	A/B	A/C	A/D	A/E
물량(톤)	121	114	93	133	150	106.9%	130.1%	91.5%	81.0%

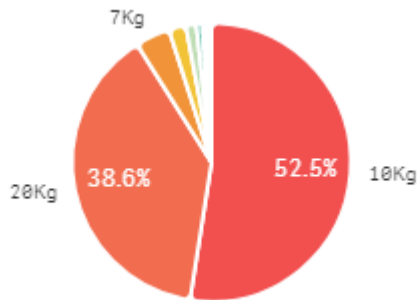
### 출하 품종별 거래물량 구성비



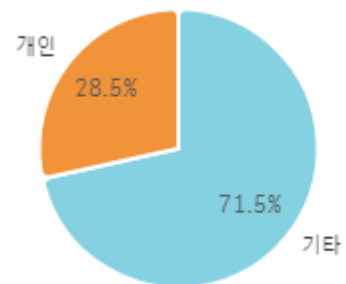
### 출하 품종별 거래금액 구성비



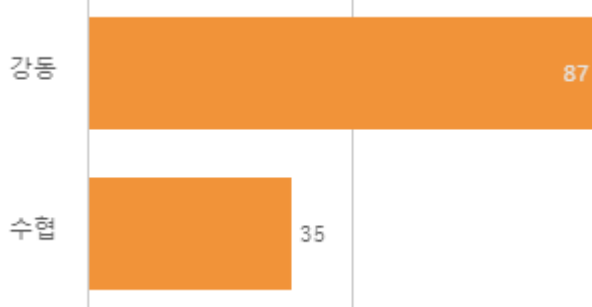
### 거래 단량별 물량 구성비



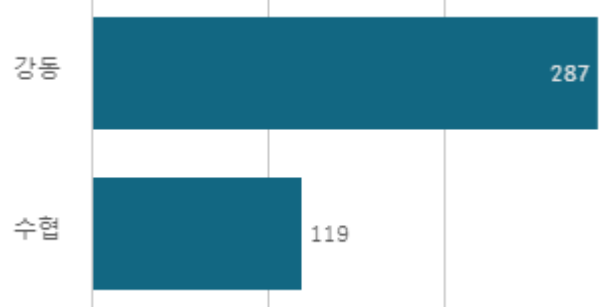
### 출하자별 거래물량 구성비



### 도매시장 법인별 거래물량(톤)

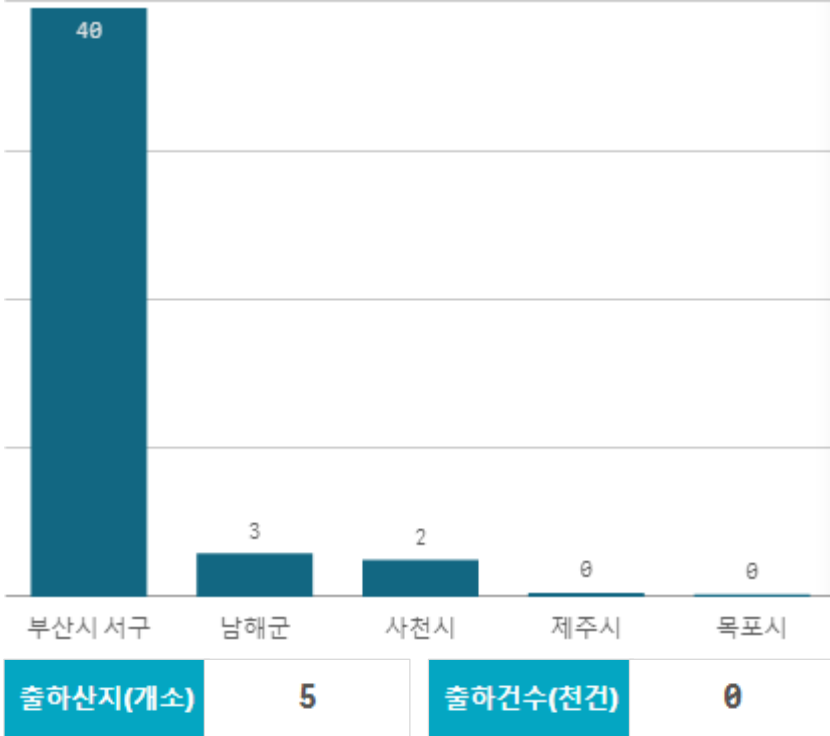


### 도매시장 법인별 거래금액(백만원)



# (선)고등어(10Kg)

산지별 거래물량(톤)



산지별 주출하 시군구



출하산지(개소)

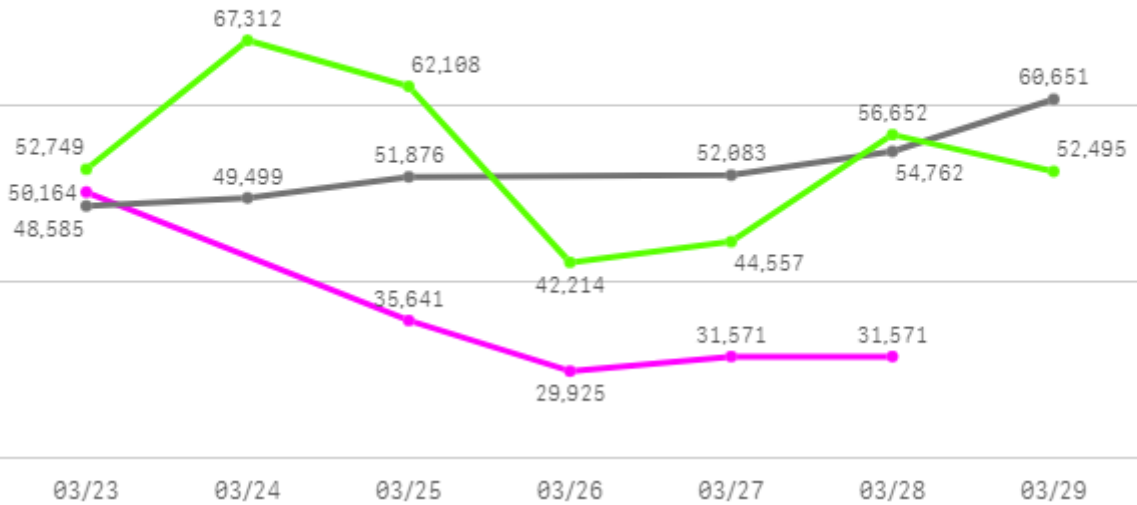
5

출하건수(천건)

0

주간 도매가격(원)

● 2024 ● 2023 ● 평년



구분	금주(A)	전주(B)	전월(C)	전년(D)	평년(E)	A/B	A/C	A/D	A/E
가격(원)	35,774	43,685	49,785	52,909	54,240	81.9%	71.9%	67.6%	66.0%

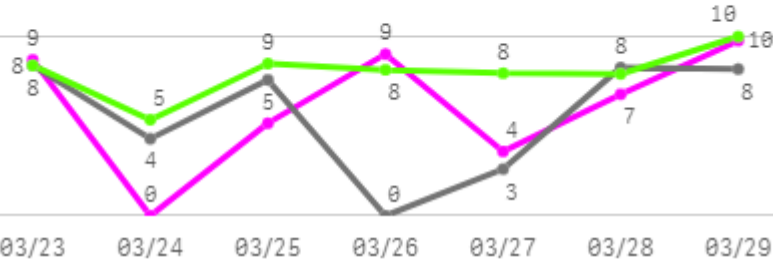
## □ (선)고등어(10Kg) 주간 가격

구분	Q	품종	Q	단량	Q	특	상	보통	하
2024-03-23		(선)고등어		10Kg		-	50,164	31,192	24,967
2024-03-25		(선)고등어		10Kg		-	35,641	23,818	18,897
2024-03-26		(선)고등어		10Kg		-	29,925	18,511	15,080
2024-03-27		(선)고등어		10Kg		-	31,571	24,307	17,467
2024-03-28		(선)고등어		10Kg		-	31,571	24,307	17,467
평균						-	<b>35,774</b>	<b>24,427</b>	<b>18,776</b>

# 명태

## 주간 반입량(톤)

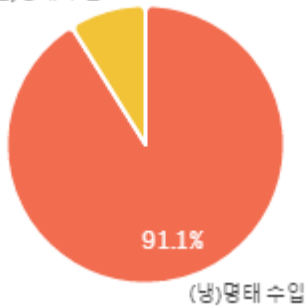
◆ 2024    ● 2023    ▲ 평년



구분	금주(A)	전주(B)	전월(C)	전년(D)	평년(E)	A/B	A/C	A/D	A/E
물량(톤)	43	34	62	40	57	128.0%	70.1%	109.4%	76.5%

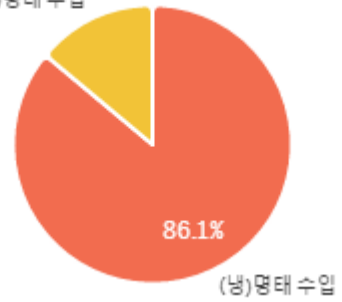
### 출하 품종별 거래물량 구성비

(선)명태 수입

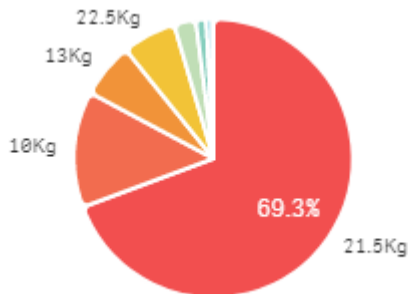


### 출하 품종별 거래금액 구성비

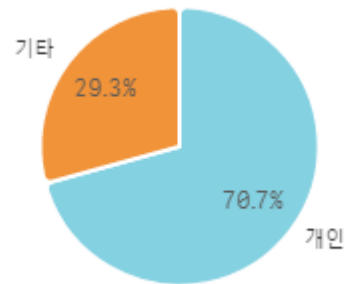
(선)명태 수입



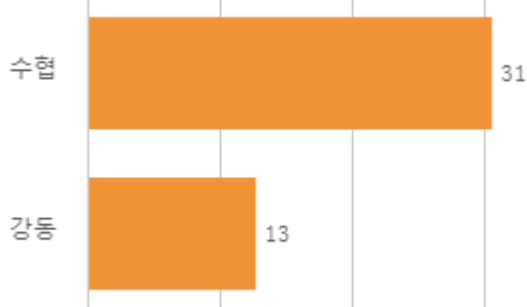
### 거래 단량별 물량 구성비



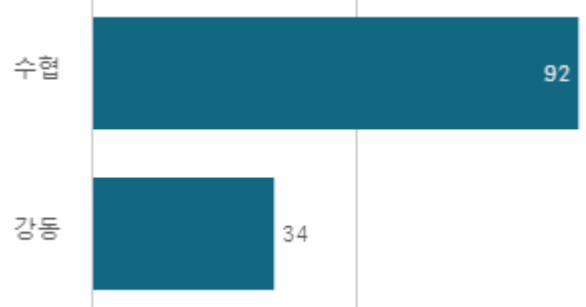
### 출하자별 거래물량 구성비



### 도매시장 법인별 거래물량(톤)

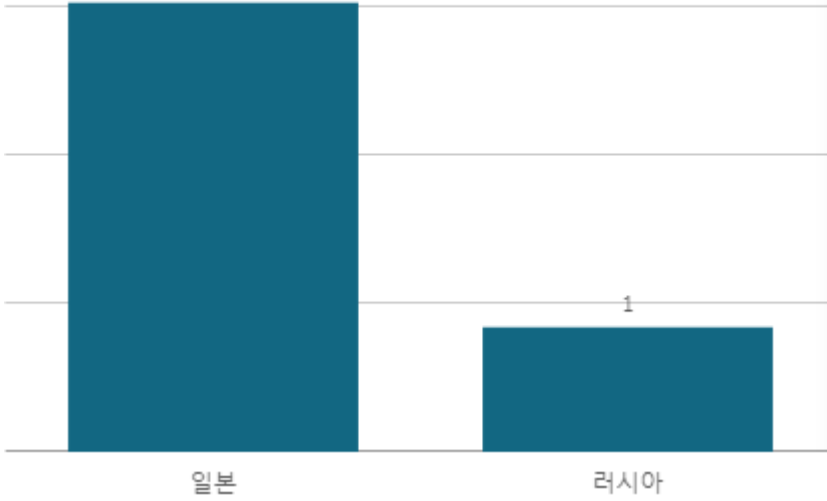


### 도매시장 법인별 거래금액(백만원)

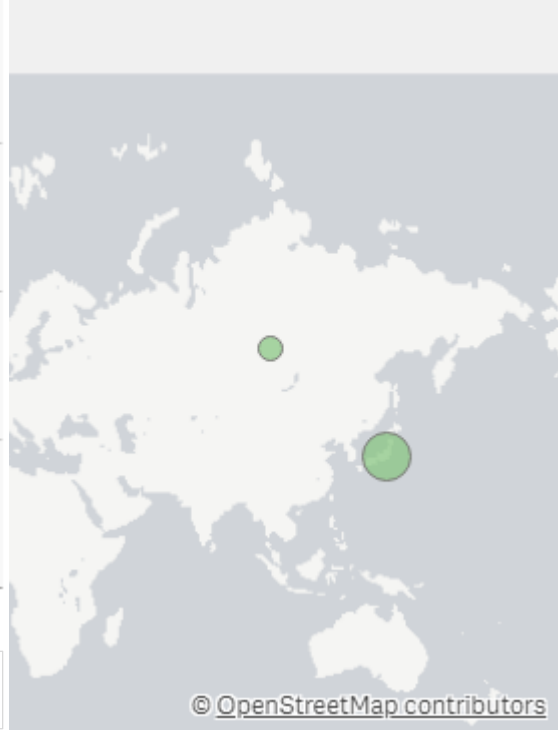


# (선)명태 수입(10Kg)

산지별 거래물량(톤)

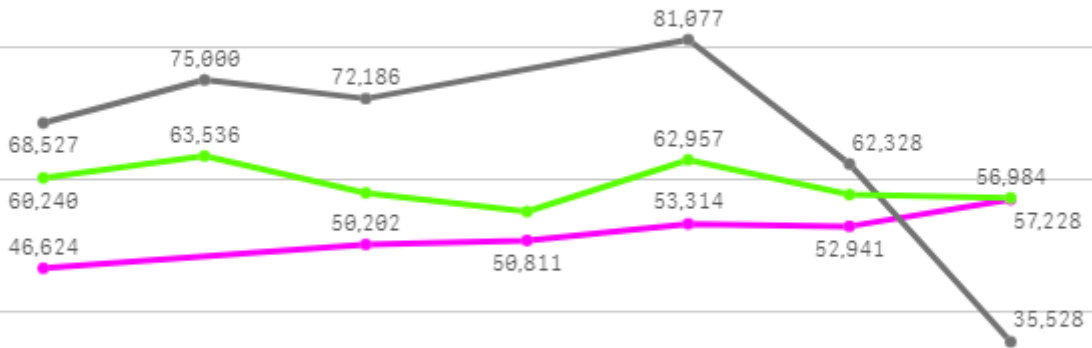


산지별 주출하 시군구



주간 도매가격(원)

◆ 2024    ● 2023    ◆ 평년



03/23    03/24    03/25    03/26    03/27    03/28    03/29

구분	금주(A)	전주(B)	전월(C)	전년(D)	평년(E)	A/B	A/C	A/D	A/E
가격(원)	51,813	49,403	66,610	65,774	59,281	104.9%	77.8%	78.8%	87.4%

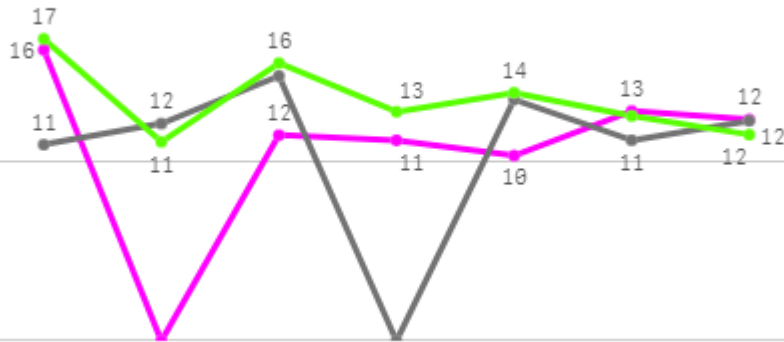
## □ (선)명태 수입(10Kg) 주간 가격

구분	Q	품종	Q	단량	Q	특	상	보통	하
2024-03-23		(선)명태 수입		10Kg		-	46,624	41,240	-
2024-03-25		(선)명태 수입		10Kg		-	50,202	49,398	-
2024-03-26		(선)명태 수입		10Kg		-	50,811	49,005	-
2024-03-27		(선)명태 수입		10Kg		-	53,314	43,884	-
2024-03-28		(선)명태 수입		10Kg		-	52,941	43,077	-
2024-03-29		(선)명태 수입		10Kg		-	56,984	40,218	-
평균						-	<b>51,813</b>	<b>44,470</b>	-

# 홍합

## 주간 반입량(톤)

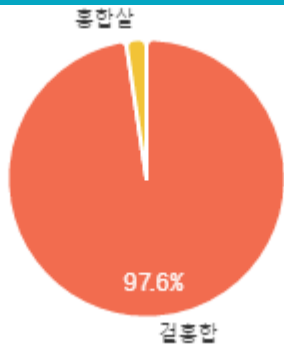
◆ 2024    ● 2023    ▲ 평년



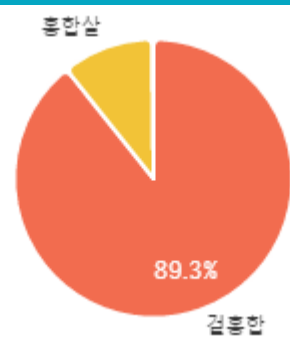
03/23    03/24    03/25    03/26    03/27    03/28    03/29

구분	금주(A)	전주(B)	전월(C)	전년(D)	평년(E)	A/B	A/C	A/D	A/E
물량(톤)	75	76	80	75	95	98.8%	93.8%	99.5%	79.1%

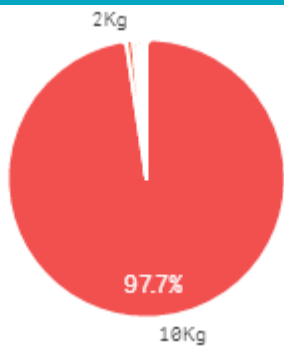
## 출하 품종별 거래물량 구성비



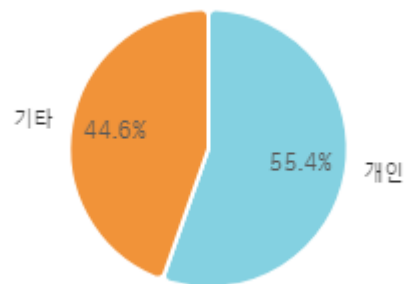
## 출하 품종별 거래금액 구성비



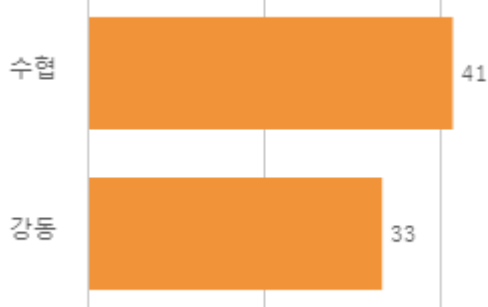
## 거래 단량별 물량 구성비



## 출하자별 거래물량 구성비



## 도매시장 법인별 거래물량(톤)



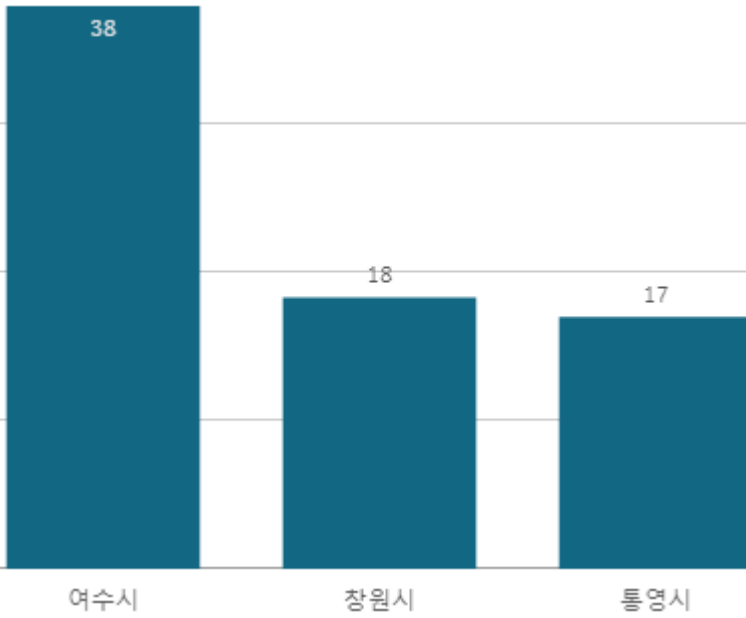
## 도매시장 법인별 거래금액(백만원)





# 걸홍합(10Kg)

산지별 거래물량(톤)



산지별 주출하 시군구



출하산지(개소)

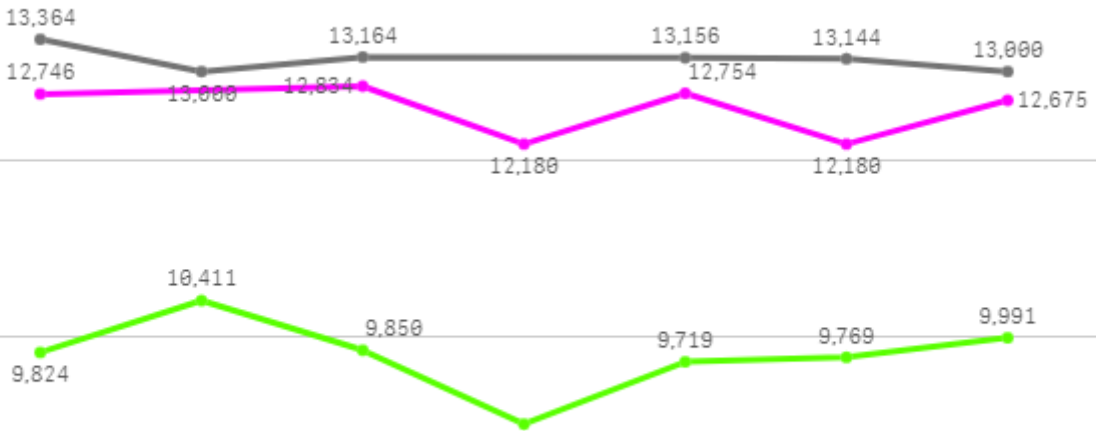
3

출하건수(천건)

1

주간 도매가격(원)

◆ 2024    ● 2023    ◆ 평년



03/23    03/24    03/25    03/26    03/27    03/28    03/29

구분	금주(A)	전주(B)	전월(C)	전년(D)	평년(E)	A/B	A/C	A/D	A/E
가격(원)	12,562	12,636	13,435	13,138	9,800	99.4%	93.5%	95.6%	128.2%

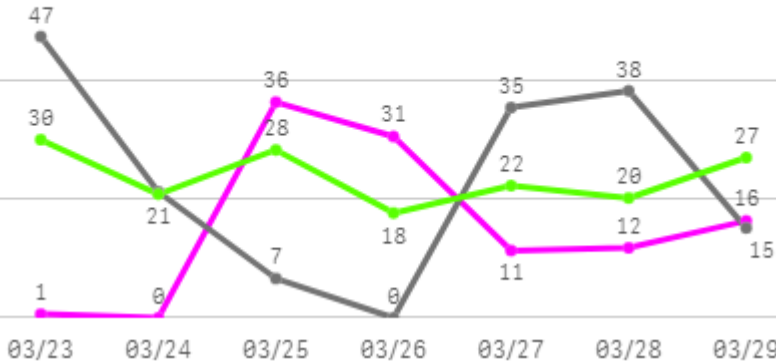
## □ 곁홍합(10Kg) 주간 가격

구분	Q	품종	Q	단량	Q	특	상	보통	하
2024-03-23		곁홍합		10Kg		-	12,746	11,233	10,190
2024-03-25		곁홍합		10Kg		-	12,834	11,384	7,909
2024-03-26		곁홍합		10Kg		-	12,180	11,175	9,760
2024-03-27		곁홍합		10Kg		-	12,754	11,260	9,762
2024-03-28		곁홍합		10Kg		-	12,180	11,054	6,414
2024-03-29		곁홍합		10Kg		-	12,675	11,144	7,810
평균						-	<b>12,562</b>	<b>11,208</b>	<b>8,641</b>

# 건멸치

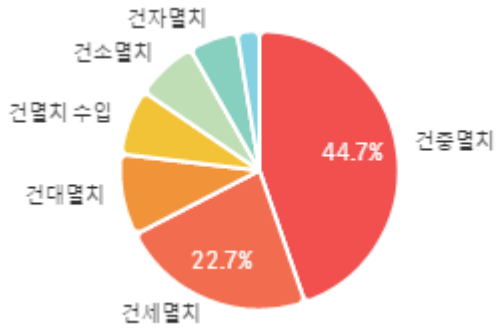
## 주간 반입량(톤)

◆ 2024    ● 2023    ▲ 평년

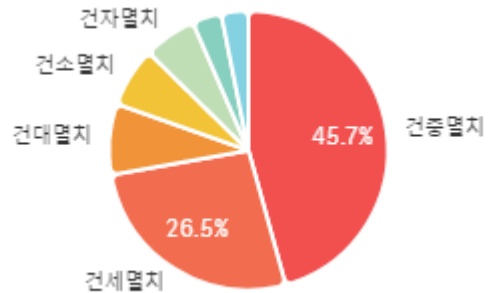


구분	금주(A)	전주(B)	전월(C)	전년(D)	평년(E)	A/B	A/C	A/D	A/E
물량(톤)	107	184	87	164	166	58.2%	122.6%	65.2%	64.4%

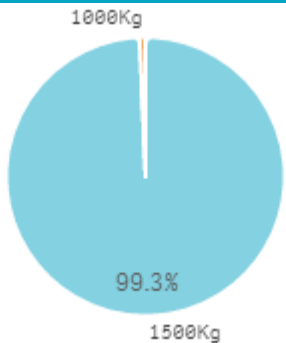
## 출하 품종별 거래물량 구성비



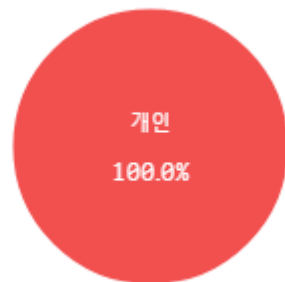
## 출하 품종별 거래금액 구성비



## 거래 단량별 물량 구성비



## 출하자별 거래물량 구성비



## 도매시장 법인별 거래물량(톤)

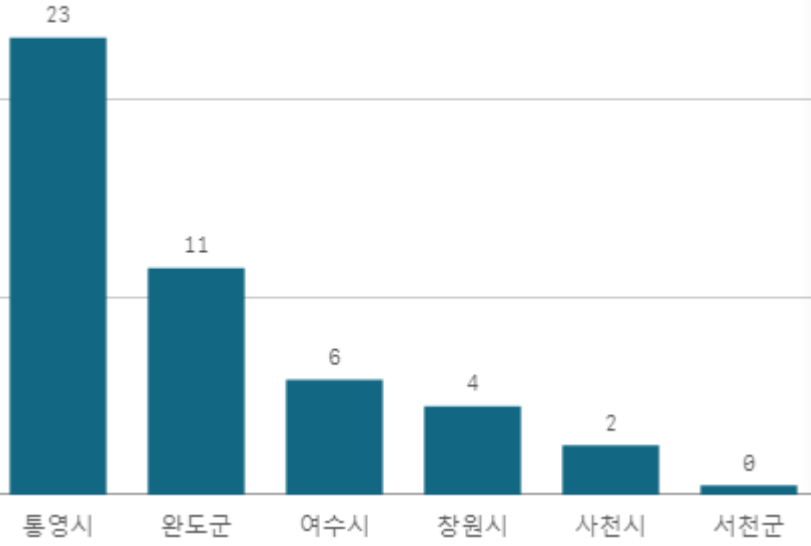
건해 107

## 도매시장 법인별 거래금액(백만원)

건해 1,110

# 건종멸치(1.5Kg)

산지별 거래물량(톤)



출하산지(개소)

6

출하건수(천건)

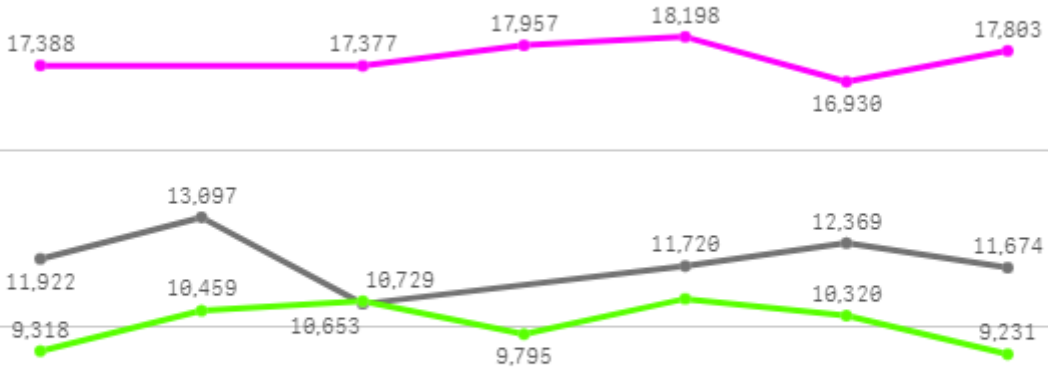
0

산지별 주출하 시군구



주간 도매가격(원)

◆ 2024    ● 2023    ◆ 평년



03/23    03/24    03/25    03/26    03/27    03/28    03/29

구분	금주(A)	전주(B)	전월(C)	전년(D)	평년(E)	A/B	A/C	A/D	A/E
가격(원)	17,609	18,482	18,786	11,906	10,088	95.3%	93.7%	147.9%	174.6%

## □ 건중멸치(1.5Kg) 주간 가격

구분	Q	품종	Q	단량	Q	특	상	보통	하
2024-03-23		건중멸치		1.5Kg		-	17,388	15,288	12,819
2024-03-25		건중멸치		1.5Kg		-	17,377	15,159	13,941
2024-03-26		건중멸치		1.5Kg		-	17,957	15,996	13,635
2024-03-27		건중멸치		1.5Kg		-	18,198	15,374	12,945
2024-03-28		건중멸치		1.5Kg		-	16,930	14,892	11,967
2024-03-29		건중멸치		1.5Kg		-	17,803	15,952	13,753
평균						-	<b>17,609</b>	<b>15,444</b>	<b>13,177</b>