
2024년 가락시장

주요 품목 주간 거래동향

3월 1주차 주요 동향

[2024. 3.2. ~ 3.8.]



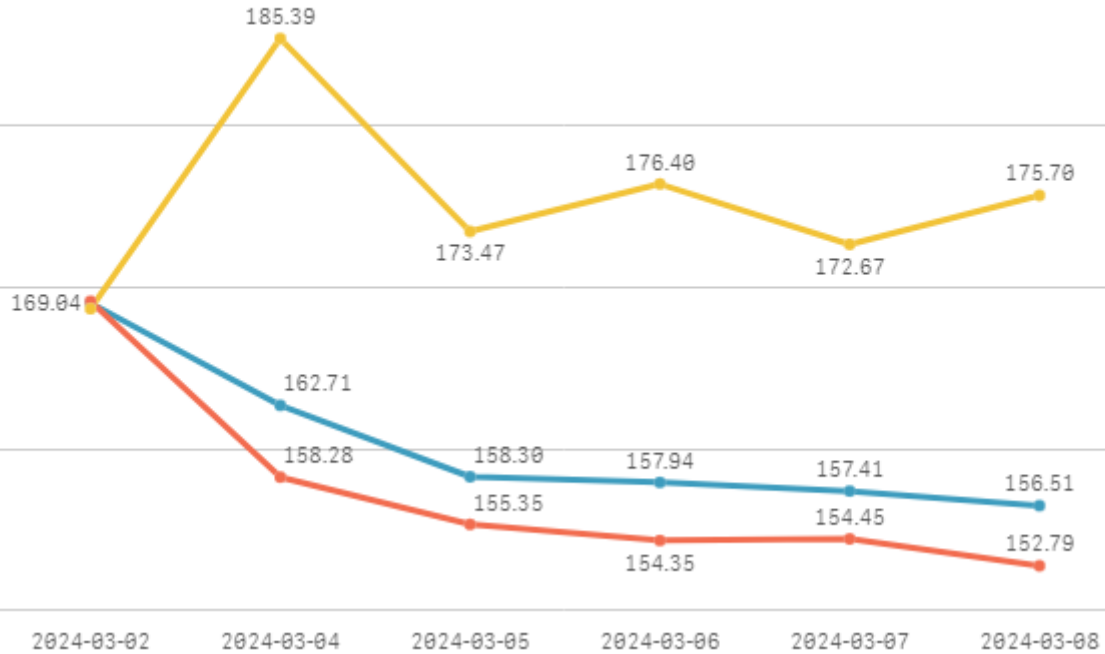
서울특별시농수산물공사

[데이터전략팀]

1. 주간 표준지수

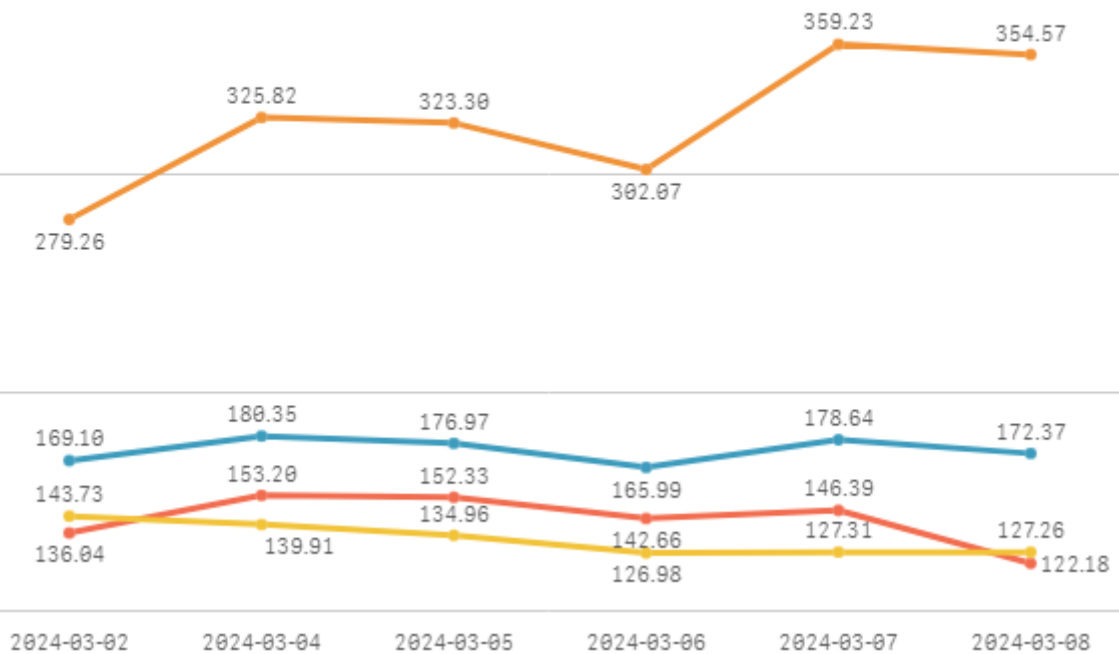
□ 청과부류

합계 채소계 과일계



□ 수산부류

합계 생선류 조개류 건어류



2. 주요 품목 주간 거래동향

주요 품목(종) 주간동향 (2024.03.02 ~ 03.08)

품종 단위	Q	금주평균	전주평균	전월평균	전년평균	5년평균 가격	전주대비	전월대비	전년대비	5년평균 대비
청양고추(10키로상자)		175,348	173,563	146,312	132,971	90,288	1% ▲	20% ▲	32% ▲	94% ▲
백다다기오이(100개)		105,319	131,487	125,450	80,281	62,884	-20% ▼	-16% ▼	31% ▲	67% ▲
배 신고(15키로상자)		95,559	87,397	77,632	34,501	46,539	9% ▲	23% ▲	177% ▲	105% ▲
사과 미시마(10키로상자)		84,698	84,938	74,873	38,325	36,407	-0% ▼	13% ▲	121% ▲	133% ▲
감자 수미(20키로상자)		78,152	71,133	58,818	74,555	51,329	10% ▲	33% ▲	5% ▲	52% ▲
사과 부사(10키로상자)		74,759	64,262	69,140	32,653	32,364	16% ▲	8% ▲	129% ▲	131% ▲
(선)고등어(10키로상자)		73,387	54,294	42,291	54,788	39,657	35% ▲	74% ▲	34% ▲	85% ▲
(선)명태 수입(10키로상자)		63,707	68,845	59,271	73,032	58,285	-7% ▼	7% ▲	-13% ▼	9% ▲
당근(20키로상자)		48,357	46,119	42,557	45,302	27,757	5% ▲	14% ▲	7% ▲	74% ▲
애호박(20개)		47,889	47,019	49,615	37,873	28,875	2% ▲	-3% ▼	26% ▲	66% ▲
감자 두백(20키로상자)		39,418	37,525	35,336	44,289	36,203	5% ▲	12% ▲	-11% ▼	9% ▲
호박밭 고무마(10키로상자)		31,775	29,649	27,728	24,961	28,133	7% ▲	15% ▲	27% ▲	13% ▲
대추방울토마토(3키로상자)		31,130	30,594	24,696	20,695	18,921	2% ▲	26% ▲	50% ▲	65% ▲
토마토 완속(5키로상자)		30,410	33,228	28,459	17,258	16,590	-8% ▼	7% ▲	76% ▲	83% ▲
감굴(3키로상자)		29,341	37,125	32,514	22,521	19,322	-21% ▼	-10% ▼	30% ▲	52% ▲
바나나 수입(13키로상자)		28,638	28,089	28,042	31,197	25,049	2% ▲	2% ▲	-8% ▼	14% ▲
딸기 설향(2키로상자)		26,040	29,196	36,373	20,301	16,733	-11% ▼	-28% ▼	28% ▲	56% ▲
포도 샤인머스켓(2키로상자)		23,860	23,520	21,957	15,642	31,274	1% ▲	9% ▲	53% ▲	-24% ▼
상추 포기참(4키로상자)		23,120	21,850	17,551	26,244	14,253	6% ▲	32% ▲	-12% ▼	62% ▲
만감 천혜향(3키로상자)		21,885	21,736	24,239	16,645	17,516	1% ▲	-10% ▼	31% ▲	25% ▲
만감 한라봉(3키로상자)		20,749	20,756	22,869	16,602	15,864	-0% ▼	-9% ▼	25% ▲	31% ▲
건증멸치(1.5키로상자)		19,373	18,511	14,735	14,677	11,507	5% ▲	31% ▲	32% ▲	68% ▲
시금치(4키로상자)		17,817	15,979	24,154	11,068	10,243	12% ▲	-26% ▼	61% ▲	74% ▲
겉종합(10키로망대)		13,432	13,482	13,423	14,181	10,463	-0% ▼	0% ▲	-5% ▼	28% ▲
무(20키로상자)		11,560	14,740	11,408	12,009	9,871	-22% ▼	1% ▲	-4% ▼	17% ▲
느타리버섯(2키로상자)		10,995	11,600	27,884	7,715	6,066	-5% ▼	-61% ▼	43% ▲	81% ▲
배추(10키로망대)		10,284	9,184	6,703	7,578	7,299	12% ▲	53% ▲	36% ▲	41% ▲
새송이버섯(2키로상자)		9,714	7,122	9,467	9,046	6,567	36% ▲	3% ▲	7% ▲	48% ▲
양배추(8키로망대)		8,271	5,222	6,435	6,408	6,358	58% ▲	29% ▲	29% ▲	30% ▲
대파(일반)(1키로단)		2,900	3,593	3,704	2,511	2,257	-19% ▼	-22% ▼	16% ▲	28% ▲
양파(1키로)		1,325	1,383	1,155	1,806	1,180	-4% ▼	15% ▲	-27% ▼	12% ▲

□ 품종별 등락가격 비교(전주대비)

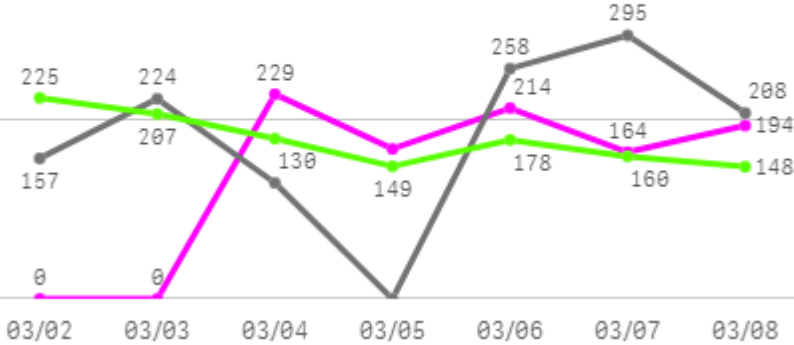
구분	품목(종)명
상승 품목(종)	(선)고등어(35%),감자 두백(5%),감자 수미(10%),배 신고(9%),배추(12%),사과 부사(16%),상추 포기잡(6%),새송이버섯(36%),시금치(12%),양배추(58%),호박 밤 고구마(7%)
하락 품목(종)	(선)명태 수입(-7%),감귤(-21%),느타리버섯(-5%),대파(일반)(-19%),딸기 설향(-11%),무(-22%),백다다기오이(-20%),토마토 완숙(-8%)
보합 품목(종)(+5%)	건중멸치,겉홍합,당근,대추방울토마토,만감 천혜향,만감 한라봉,바나나 수입,사과 미시마,애호박,양파,청양고추,포도 샤인머스켓

3. 품목(종)별 주간 거래동향

고구마

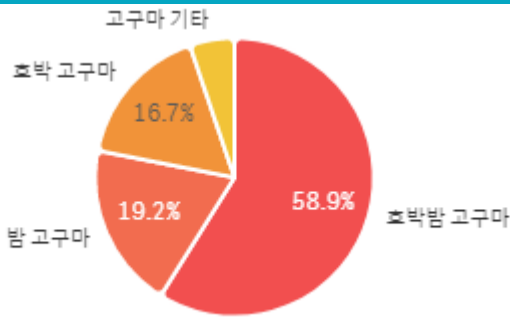
주간 반입량(톤)

◆ 2024 ● 2023 ▲ 평년

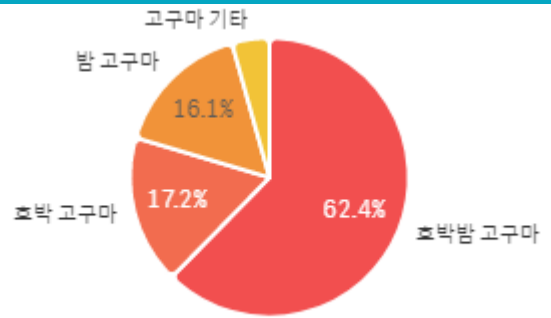


구분	금주(A)	전주(B)	전월(C)	전년(D)	평년(E)	A/B	A/C	A/D	A/E
물량(톤)	970	1,043	1,318	1,274	1,247	93.0%	73.6%	76.2%	77.8%

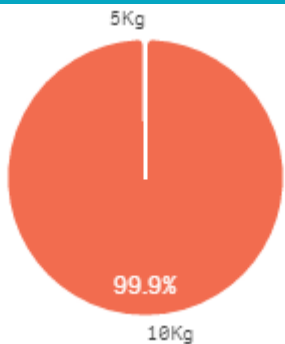
출하 품종별 거래물량 구성비



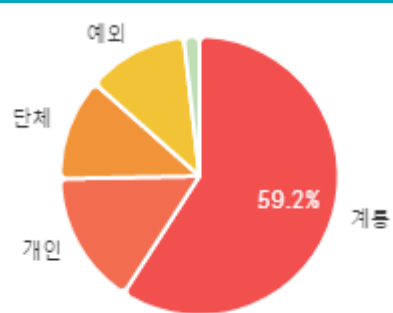
출하 품종별 거래금액 구성비



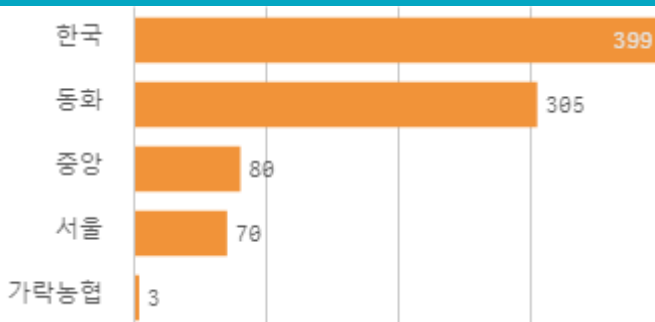
거래 단량별 물량 구성비



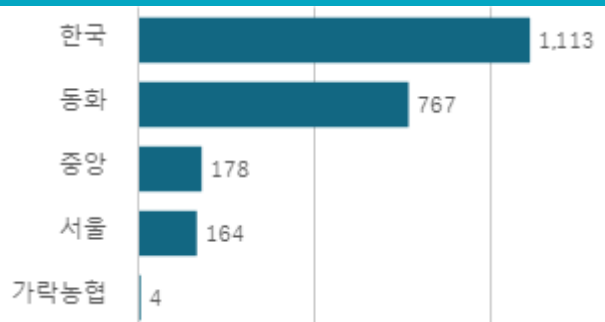
출하자별 거래물량 구성비



도매시장 법인별 거래물량(톤)

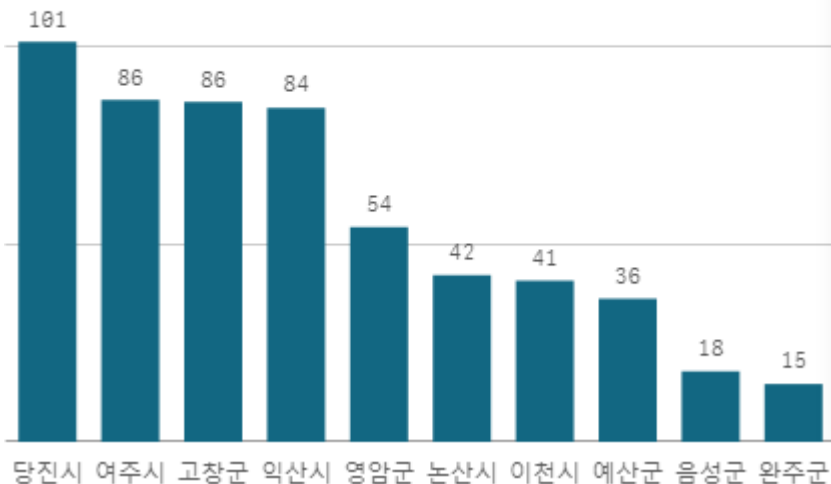


도매시장 법인별 거래금액(백만원)



호박밤 고구마(10Kg)

산지별 거래물량(톤)



출하산지(개소)

13

출하건수(천건)

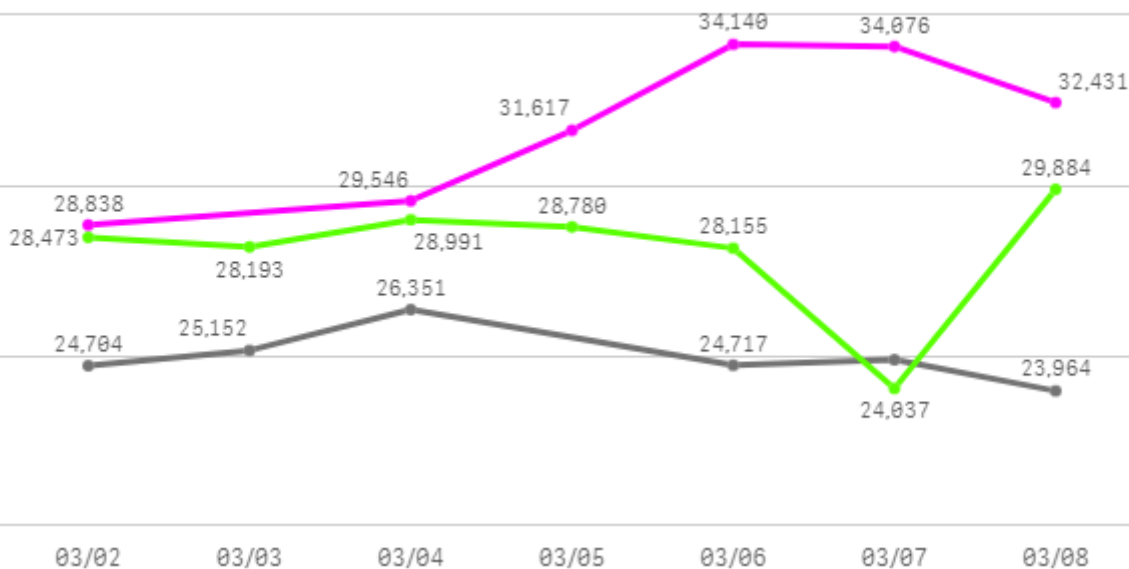
2

산지별 주출하 시군구



주간 도매가격(원)

◆ 2024 ● 2023 ◆ 평년



구분	금주(A)	전주(B)	전월(C)	전년(D)	평년(E)	A/B	A/C	A/D	A/E
가격(원)	31,775	29,649	27,728	24,961	28,133	107.2%	114.6%	127.3%	112.9%

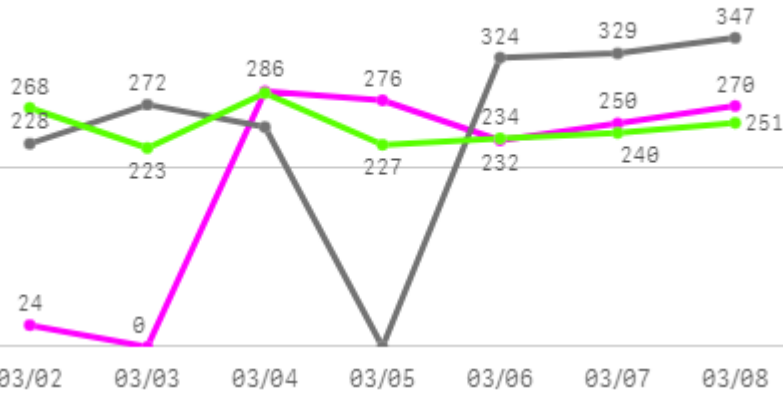
□ 호박밤 고구마(10Kg) 주간 가격

구분	Q	품종	Q	단량	Q	특	상	보통	하
2024-03-02		호박밤 고구마		10Kg		34,774	28,838	23,551	15,493
2024-03-04		호박밤 고구마		10Kg		42,830	29,546	23,715	15,557
2024-03-05		호박밤 고구마		10Kg		38,178	31,617	25,655	16,772
2024-03-06		호박밤 고구마		10Kg		49,048	34,140	26,769	18,119
2024-03-07		호박밤 고구마		10Kg		47,383	34,076	26,192	17,805
2024-03-08		호박밤 고구마		10Kg		46,456	32,431	25,488	17,038
평균						43,112	31,775	25,228	16,797

감자

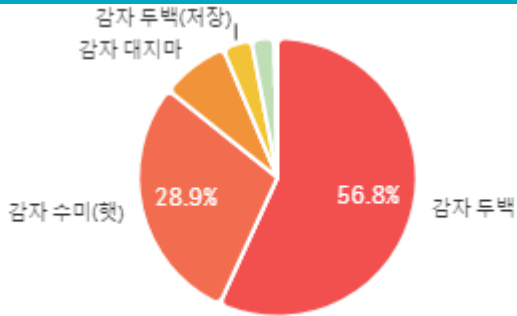
주간 반입량(톤)

◆ 2024 ● 2023 ▲ 평년

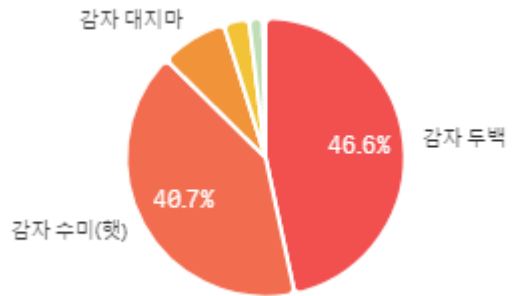


구분	금주(A)	전주(B)	전월(C)	전년(D)	평년(E)	A/B	A/C	A/D	A/E
물량(톤)	1,339	1,509	1,283	1,746	1,727	88.8%	104.4%	76.7%	77.6%

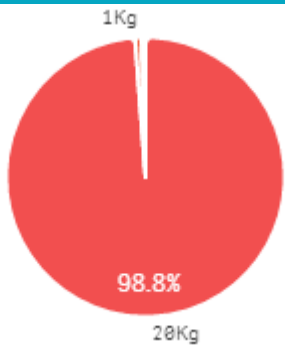
출하 품종별 거래물량 구성비



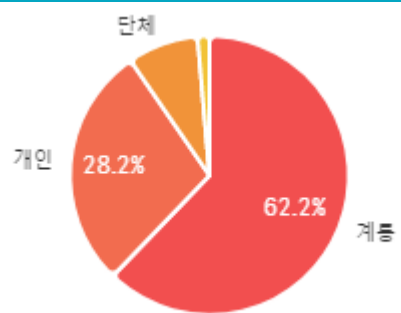
출하 품종별 거래금액 구성비



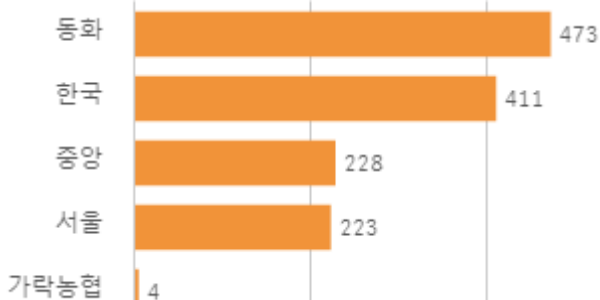
거래 단량별 물량 구성비



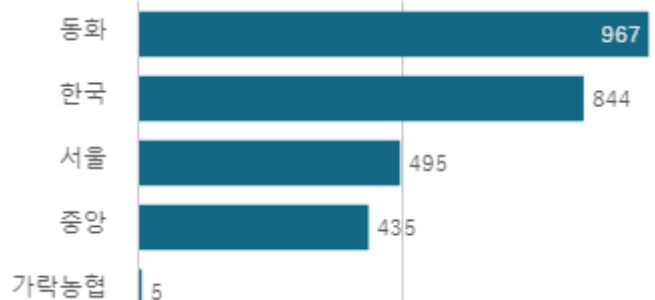
출하자별 거래물량 구성비



도매시장 법인별 거래물량(톤)

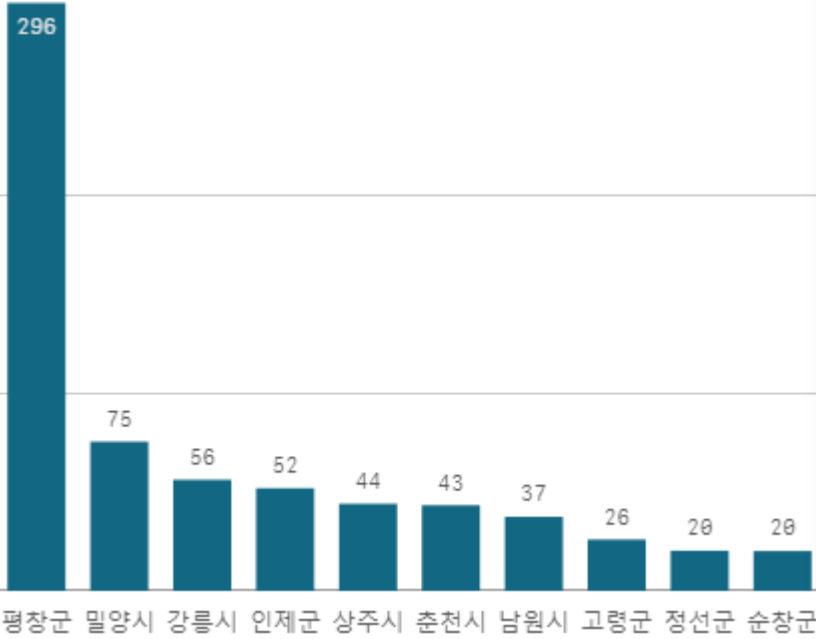


도매시장 법인별 거래금액(백만원)



감자 두백(20Kg)

산지별 거래물량(톤)



출하산지(개소)

23

출하건수(전건)

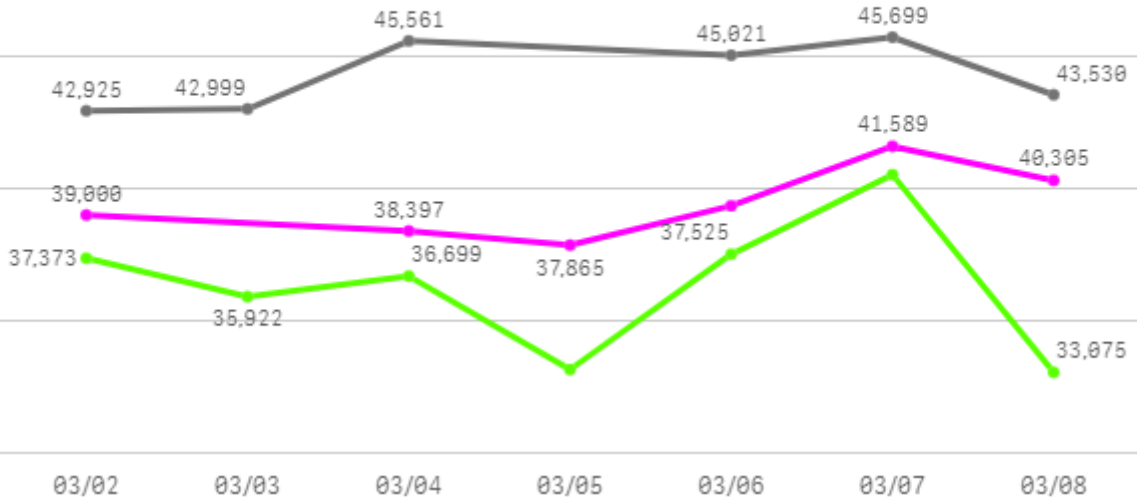
1

산지별 주출하 시군구



주간 도매가격(원)

◆ 2024 ● 2023 ▲ 평년



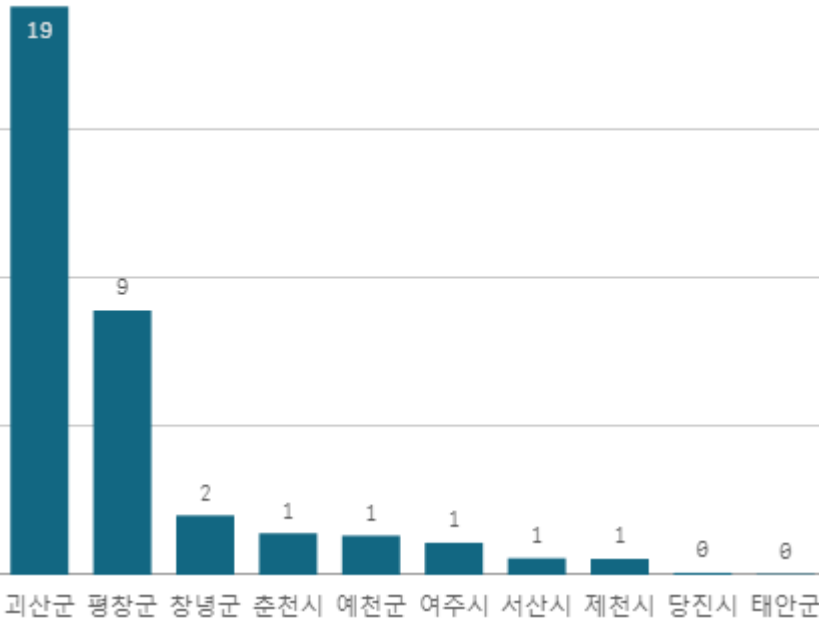
구분	금주(A)	전주(B)	전월(C)	전년(D)	평년(E)	A/B	A/C	A/D	A/E
가격(원)	39,418	37,525	35,336	44,289	36,203	105.0%	111.6%	89.0%	108.9%

□ 감자 두백(20Kg) 주간 가격

구분	Q	품종	Q	단량	Q	특	상	보통	하
2024-03-02		감자 두백		20Kg		42,000	39,000	34,176	21,926
2024-03-04		감자 두백		20Kg		43,791	38,397	29,932	19,888
2024-03-05		감자 두백		20Kg		43,305	37,865	27,531	15,799
2024-03-06		감자 두백		20Kg		44,670	39,349	29,762	17,869
2024-03-07		감자 두백		20Kg		46,010	41,589	34,252	22,423
2024-03-08		감자 두백		20Kg		45,770	40,305	33,292	19,166
평균						44,258	39,418	31,491	19,512

감자 수미(20Kg)

산지별 거래물량(톤)



출하산지(개소)

10

출하건수(천건)

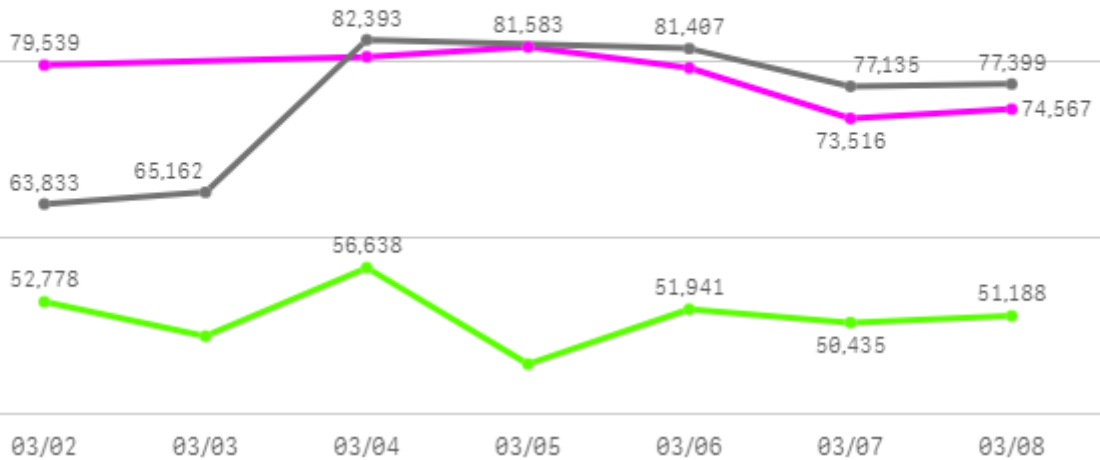
0

산지별 주출하 시군구



주간 도매가격(원)

◆ 2024 ● 2023 ▲ 평년



구분	금주(A)	전주(B)	전월(C)	전년(D)	평년(E)	A/B	A/C	A/D	A/E
가격(원)	78,152	71,133	58,818	74,555	51,329	109.9%	132.9%	104.8%	152.3%

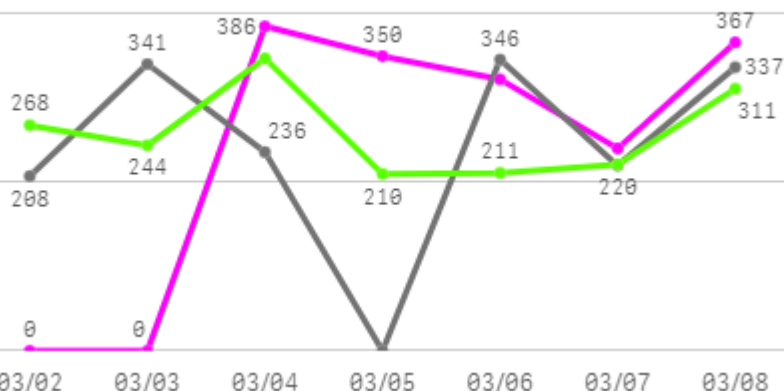
□ 감자 수미(20Kg) 주간 가격

구분	Q	품종	Q	단량	Q	특	상	보통	하
2024-03-02		감자 수미		20Kg		91,000	79,539	53,760	21,404
2024-03-04		감자 수미		20Kg		89,331	80,483	60,834	26,080
2024-03-05		감자 수미		20Kg		87,768	81,583	64,473	28,819
2024-03-06		감자 수미		20Kg		83,771	79,224	58,822	27,710
2024-03-07		감자 수미		20Kg		78,314	73,516	41,961	20,864
2024-03-08		감자 수미		20Kg		80,099	74,567	56,945	24,888
평균						85,047	78,152	56,133	24,961

배추

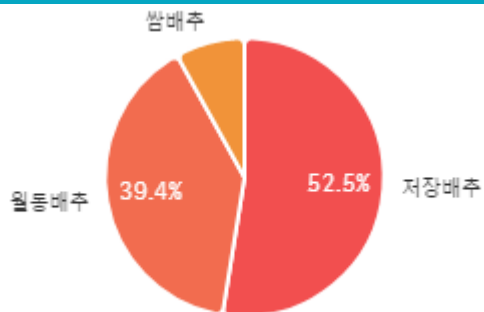
주간 반입량(톤)

2024 2023 평년

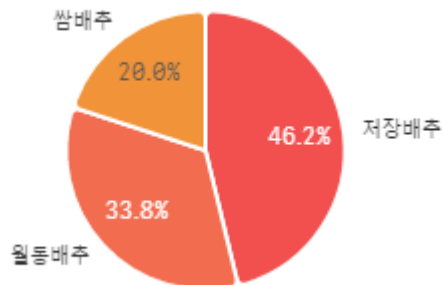


구분	금주(A)	전주(B)	전월(C)	전년(D)	평년(E)	A/B	A/C	A/D	A/E
물량(톤)	1,665	1,809	2,320	1,688	1,815	92.1%	71.8%	98.7%	91.8%

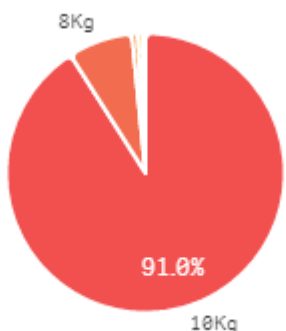
출하 품종별 거래물량 구성비



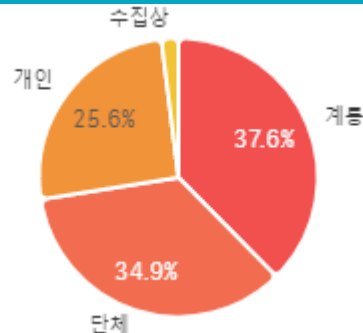
출하 품종별 거래금액 구성비



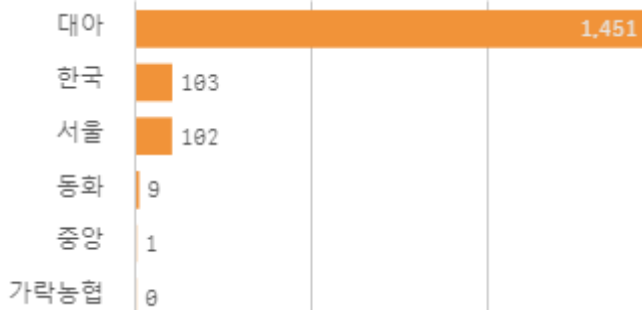
거래 단량별 물량 구성비



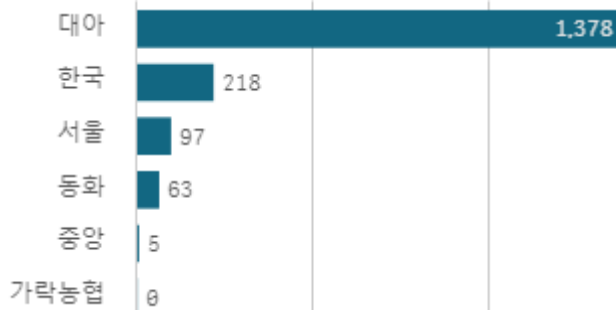
출하자별 거래물량 구성비



도매시장 법인별 거래물량(톤)

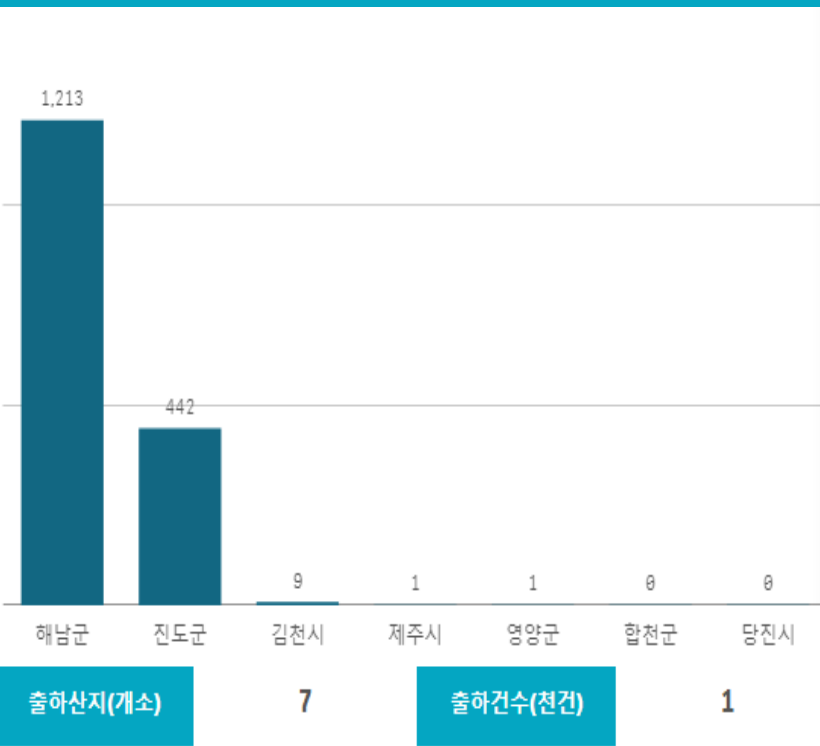


도매시장 법인별 거래금액(백만원)



배추(10Kg)

산지별 거래물량(톤)

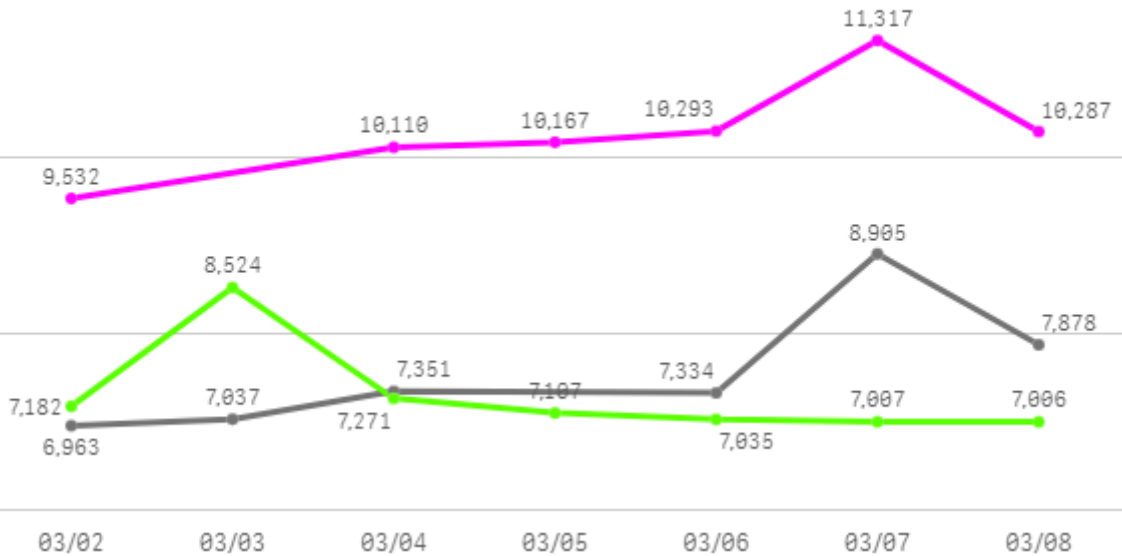


산지별 주출하 시군구



주간 도매가격(원)

◆ 2024 ● 2023 ◆ 평년



구분	금주(A)	전주(B)	전월(C)	전년(D)	평년(E)	A/B	A/C	A/D	A/E
가격(원)	10,284	9,184	6,703	7,578	7,299	112.0%	153.4%	135.7%	140.9%

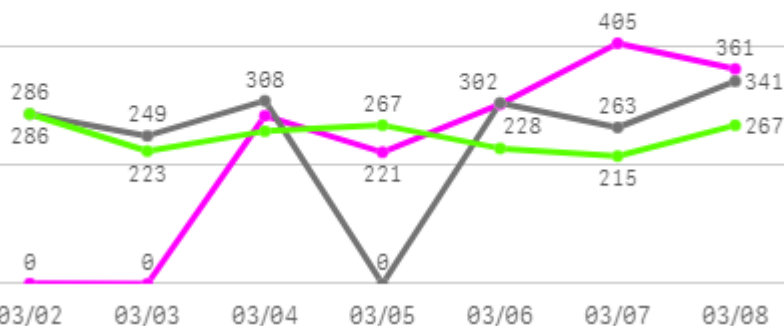
□ 배추(10Kg) 주간 가격

구분	Q	품종	Q	단량	Q	특	상	보통	하
2024-03-02		배추		10Kg		11,785	9,532	8,038	6,332
2024-03-04		배추		10Kg		11,963	10,110	8,615	6,917
2024-03-05		배추		10Kg		11,962	10,167	8,780	7,377
2024-03-06		배추		10Kg		12,081	10,293	8,647	7,450
2024-03-07		배추		10Kg		12,623	11,317	9,577	8,325
2024-03-08		배추		10Kg		11,753	10,287	8,639	7,284
평균						12,028	10,284	8,716	7,281

양배추

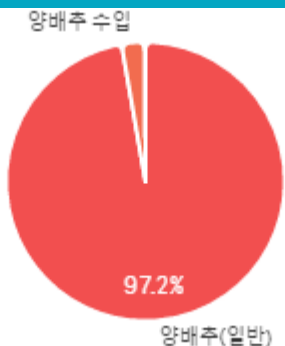
주간 반입량(톤)

◆ 2024 ● 2023 ▲ 평년

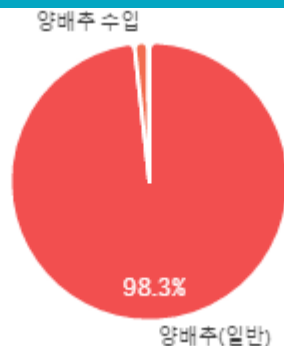


구분	금주(A)	전주(B)	전월(C)	전년(D)	평년(E)	A/B	A/C	A/D	A/E
물량(톤)	1,573	2,294	2,004	1,750	1,742	68.6%	78.5%	89.8%	90.3%

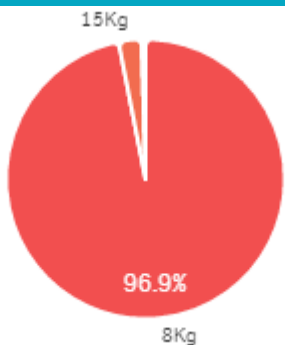
출하 품종별 거래물량 구성비



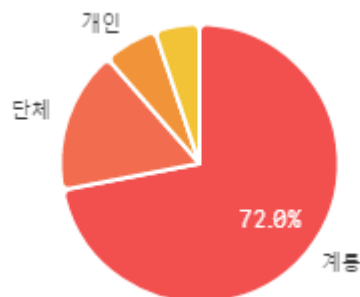
출하 품종별 거래금액 구성비



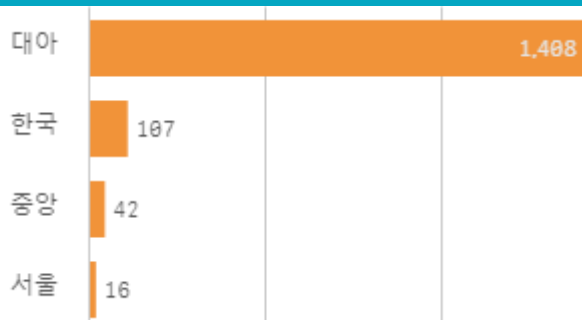
거래 단량별 물량 구성비



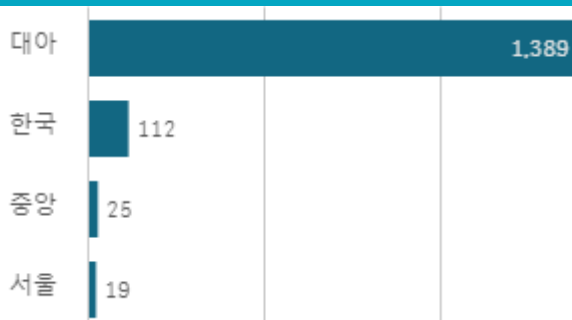
출하자별 거래물량 구성비



도매시장 법인별 거래물량(톤)

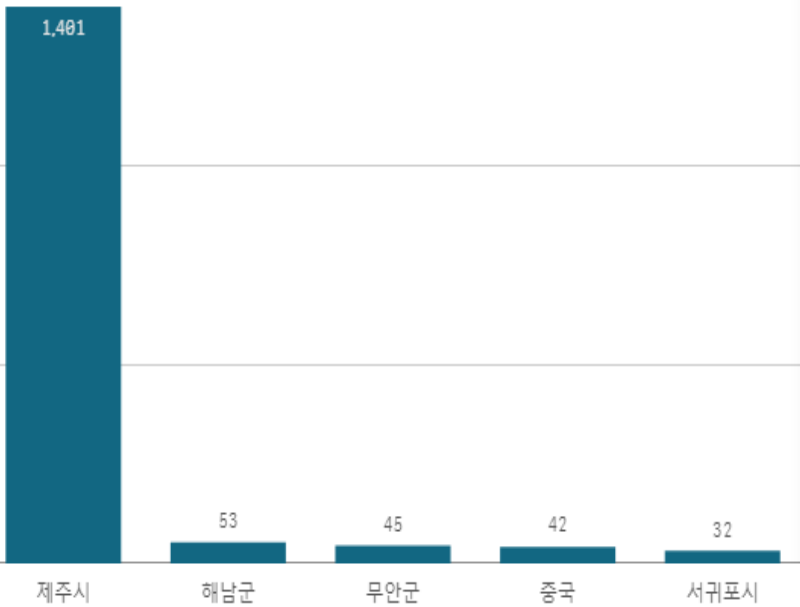


도매시장 법인별 거래금액(백만원)



양배추(8Kg)

산지별 거래물량(톤)



산지별 주출하 시군구



출하산지(개소)

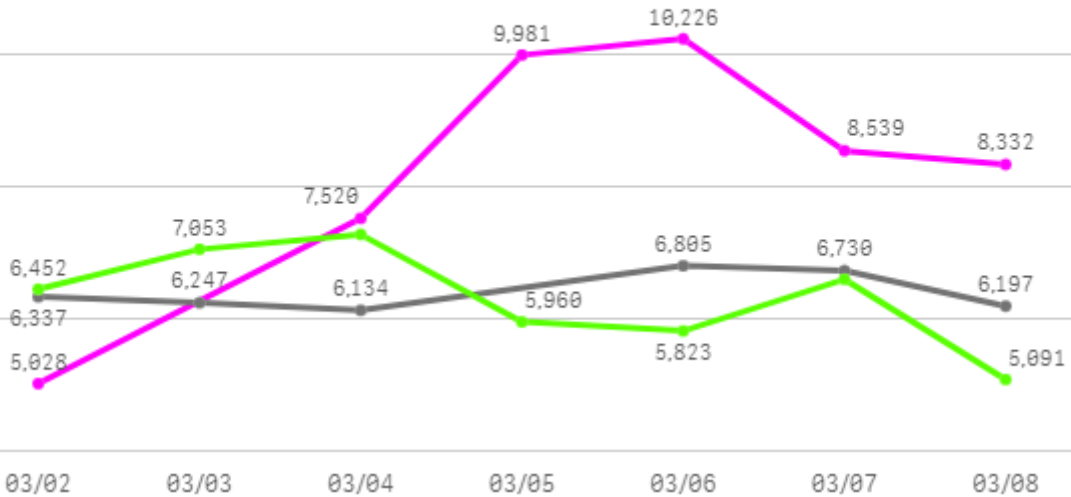
5

출하건수(천건)

1

주간 도매가격(원)

◆ 2024 ● 2023 ▲ 평년



구분	금주(A)	전주(B)	전월(C)	전년(D)	평년(E)	A/B	A/C	A/D	A/E
가격(원)	8,271	5,222	6,435	6,408	6,358	158.4%	128.5%	129.1%	130.1%

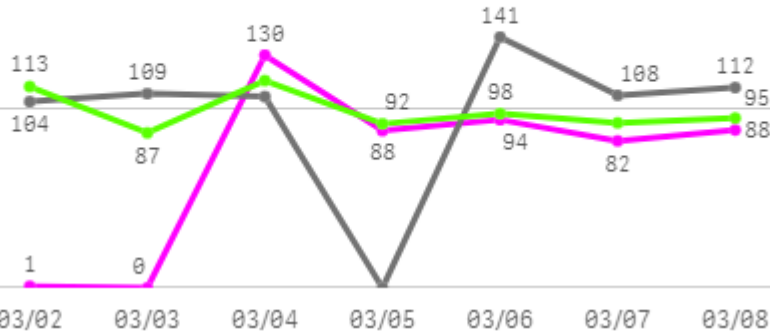
□ 양배추(8Kg) 주간 가격

구분	Q	품종	Q	단량	Q	특	상	보통	하
2024-03-02		양배추		8Kg		6,004	5,028	4,290	3,604
2024-03-04		양배추		8Kg		7,959	7,520	6,712	5,617
2024-03-05		양배추		8Kg		10,407	9,981	9,247	8,252
2024-03-06		양배추		8Kg		10,657	10,226	9,550	8,255
2024-03-07		양배추		8Kg		9,746	8,539	7,518	6,137
2024-03-08		양배추		8Kg		9,383	8,332	7,141	5,776
평균						9,026	8,271	7,410	6,274

시금치

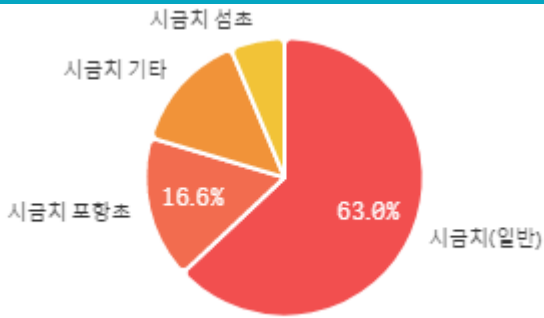
주간 반입량(톤)

◆ 2024 ● 2023 ▲ 평년

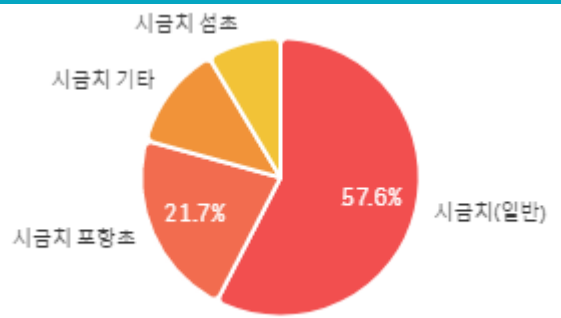


구분	금주(A)	전주(B)	전월(C)	전년(D)	평년(E)	A/B	A/C	A/D	A/E
물량(톤)	485	580	996	681	693	83.5%	48.7%	71.1%	69.9%

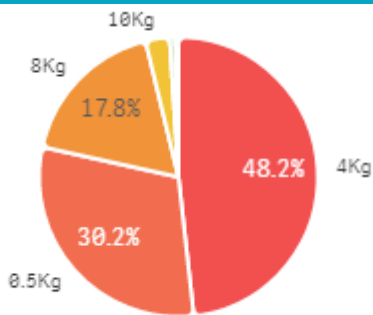
출하 품종별 거래물량 구성비



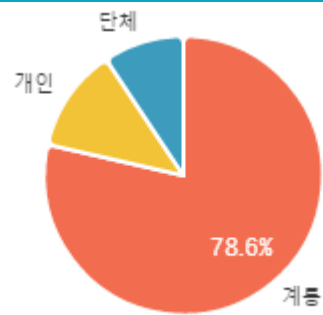
출하 품종별 거래금액 구성비



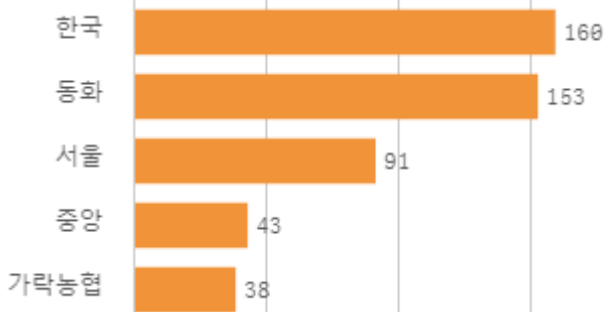
거래 단량별 물량 구성비



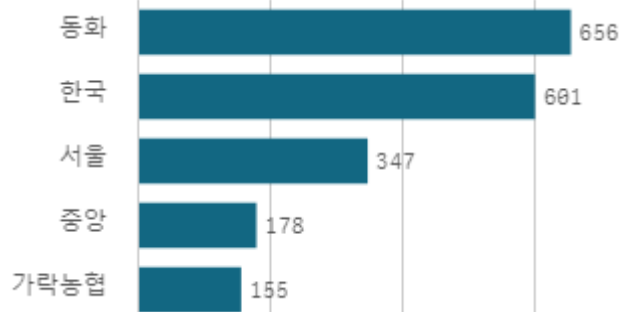
출하자별 거래물량 구성비



도매시장 법인별 거래물량(톤)

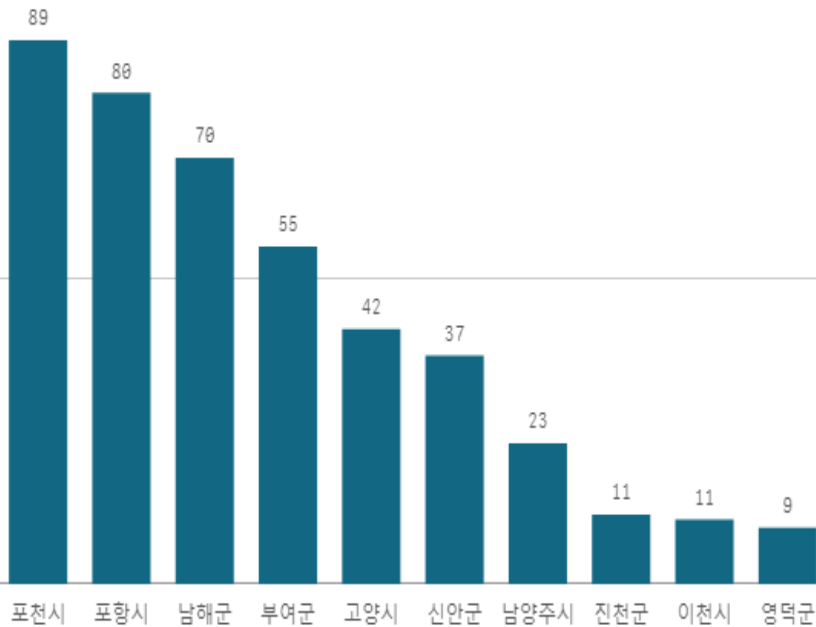


도매시장 법인별 거래금액(백만원)



시금치(4Kg)

산지별 거래물량(톤)



산지별 주출하 시군구



출하산지(개소)

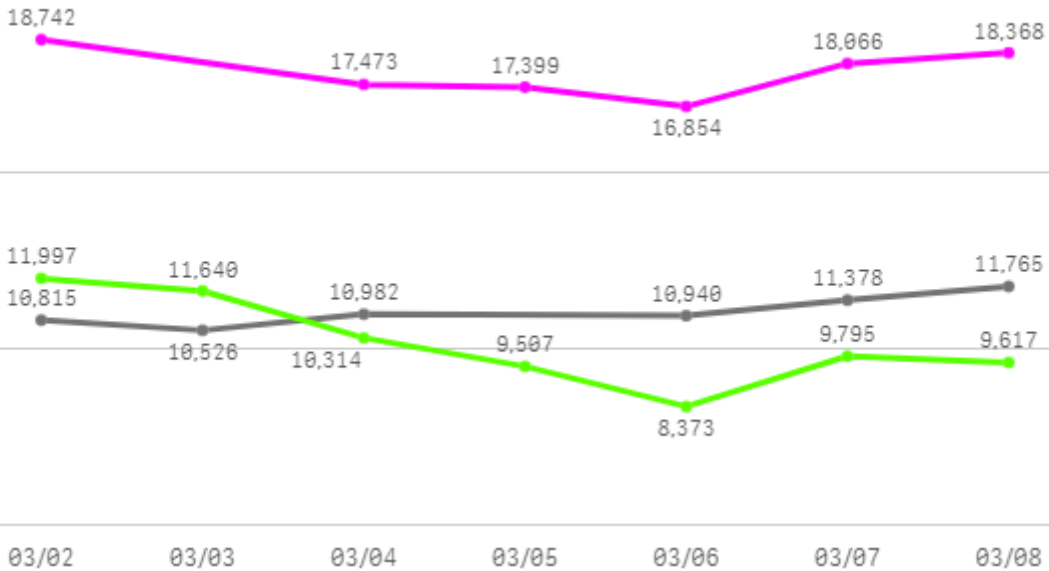
33

출하건수(전건)

4

주간 도매가격(원)

◆ 2024 ● 2023 ▲ 평년



구분	금주(A)	전주(B)	전월(C)	전년(D)	평년(E)	A/B	A/C	A/D	A/E
가격(원)	17,817	15,979	24,154	11,068	10,243	111.5%	73.8%	161.0%	173.9%

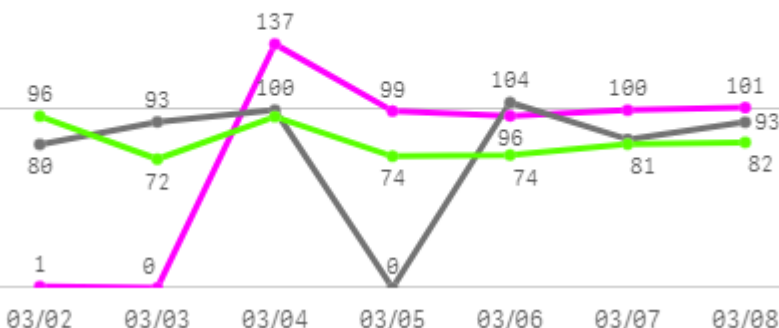
□ 시금치(4Kg) 주간 가격

구분	Q	품종	Q	단량	Q	특	상	보통	하
2024-03-02		시금치		4Kg		22,428	18,742	16,392	13,316
2024-03-04		시금치		4Kg		22,229	17,473	15,435	12,431
2024-03-05		시금치		4Kg		24,552	17,399	14,731	10,350
2024-03-06		시금치		4Kg		23,624	16,854	13,798	10,812
2024-03-07		시금치		4Kg		22,763	18,066	14,036	11,271
2024-03-08		시금치		4Kg		23,879	18,368	15,356	12,441
평균						23,246	17,817	14,958	11,770

상추

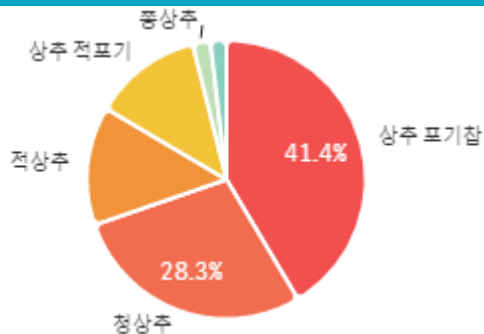
주간 반입량(톤)

◆ 2024 ● 2023 ▲ 평년

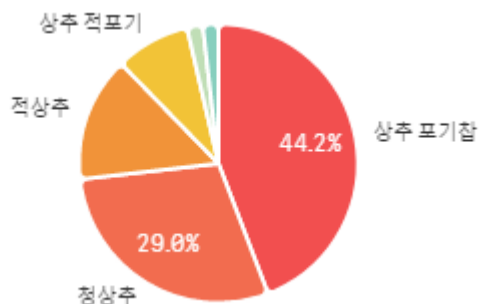


구분	금주(A)	전주(B)	전월(C)	전년(D)	평년(E)	A/B	A/C	A/D	A/E
물량(톤)	534	573	610	553	575	93.0%	87.4%	96.5%	92.8%

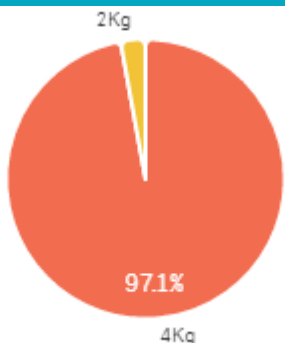
출하 품종별 거래물량 구성비



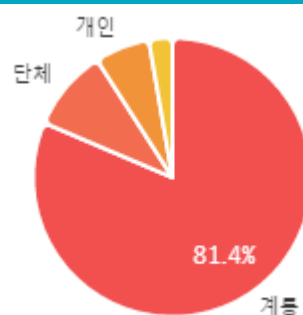
출하 품종별 거래금액 구성비



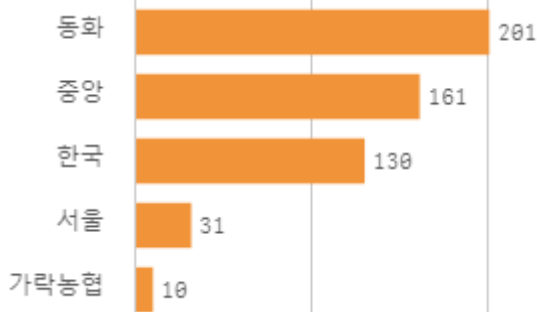
거래 단량별 물량 구성비



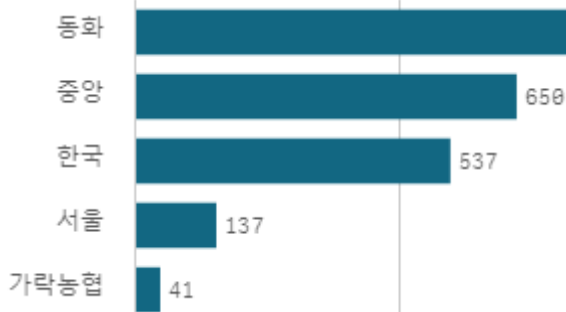
출하자별 거래물량 구성비



도매시장 법인별 거래물량(톤)

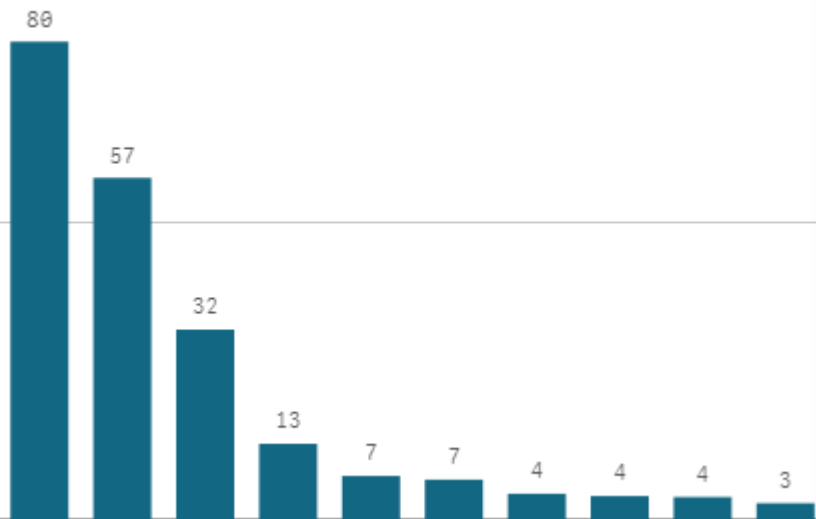


도매시장 법인별 거래금액(백만원)



상추 포기잡(4Kg)

산지별 거래물량(톤)



출하산지(개소)

25

출하건수(천건)

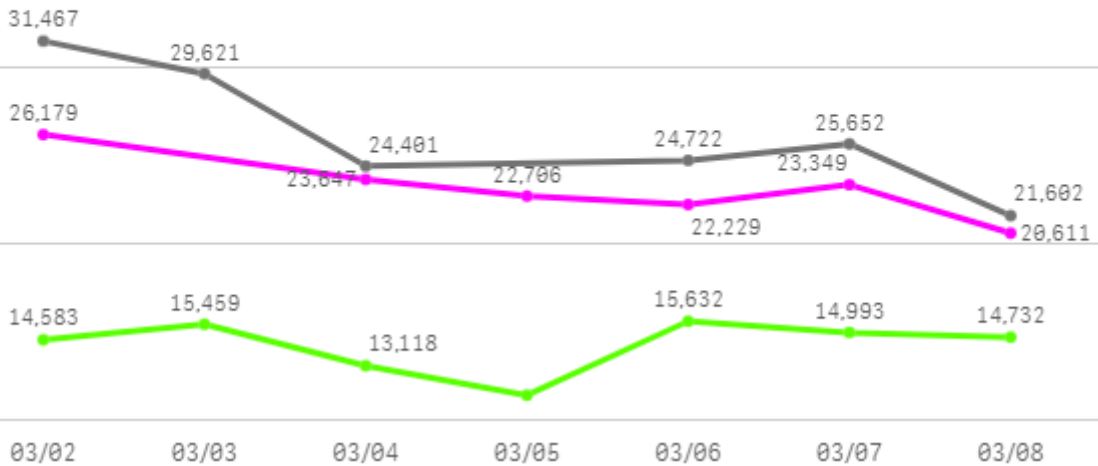
2

산지별 주출하 시군구



주간 도매가격(원)

◆ 2024 ● 2023 ◆ 평년



구분	금주(A)	전주(B)	전월(C)	전년(D)	평년(E)	A/B	A/C	A/D	A/E
가격(원)	23,120	21,850	17,551	26,244	14,253	105.8%	131.7%	88.1%	162.2%

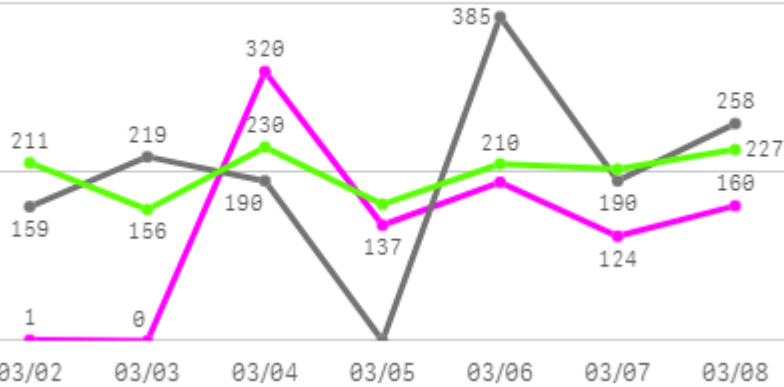
□ 상추 포기잡(4Kg) 주간 가격

구분	Q	품종	Q	단량	Q	특	상	보통	하
2024-03-02		상추 포기잡		4Kg		-	26,179	22,128	16,943
2024-03-04		상추 포기잡		4Kg		-	23,647	18,827	12,141
2024-03-05		상추 포기잡		4Kg		-	22,706	18,558	13,707
2024-03-06		상추 포기잡		4Kg		-	22,229	18,753	15,548
2024-03-07		상추 포기잡		4Kg		-	23,349	19,628	16,567
2024-03-08		상추 포기잡		4Kg		-	20,611	16,611	14,188
평균						-	23,120	19,084	14,849

오이

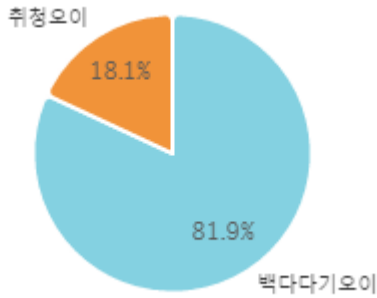
주간 반입량(톤)

◆ 2024 ● 2023 ▲ 평년

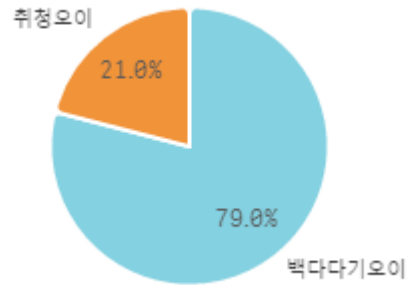


구분	금주(A)	전주(B)	전월(C)	전년(D)	평년(E)	A/B	A/C	A/D	A/E
물량(톤)	931	807	1,005	1,401	1,401	115.5%	92.6%	66.5%	66.5%

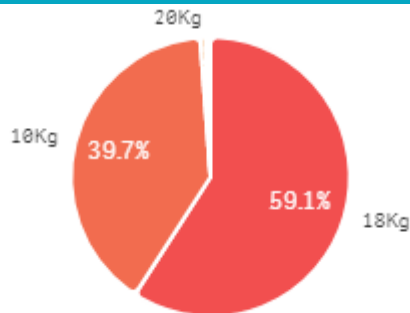
출하 품종별 거래물량 구성비



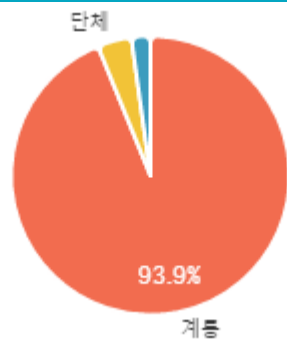
출하 품종별 거래금액 구성비



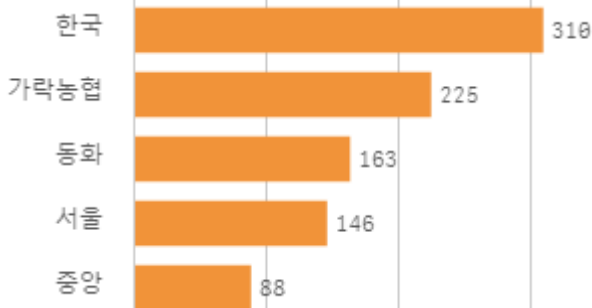
거래 단량별 물량 구성비



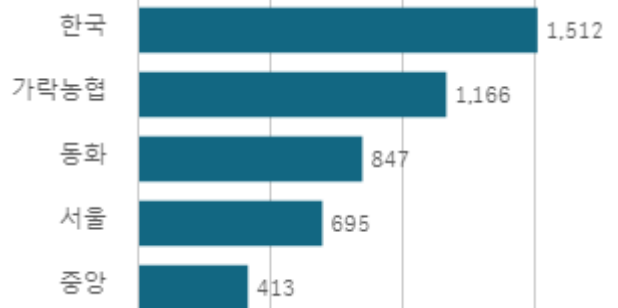
출하자별 거래물량 구성비



도매시장 법인별 거래물량(톤)

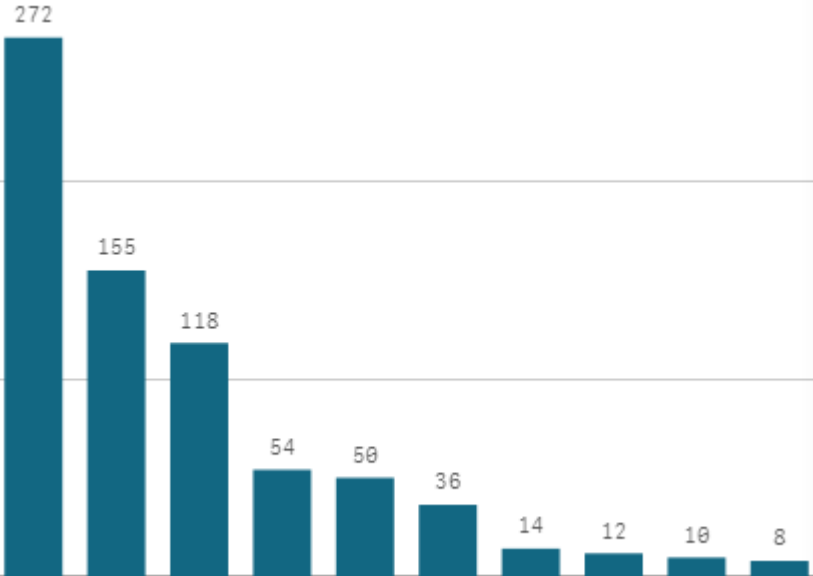


도매시장 법인별 거래금액(백만원)



백다다기오이(100개)

산지별 거래물량(톤)



출하산지(개소)

26

출하건수(천건)

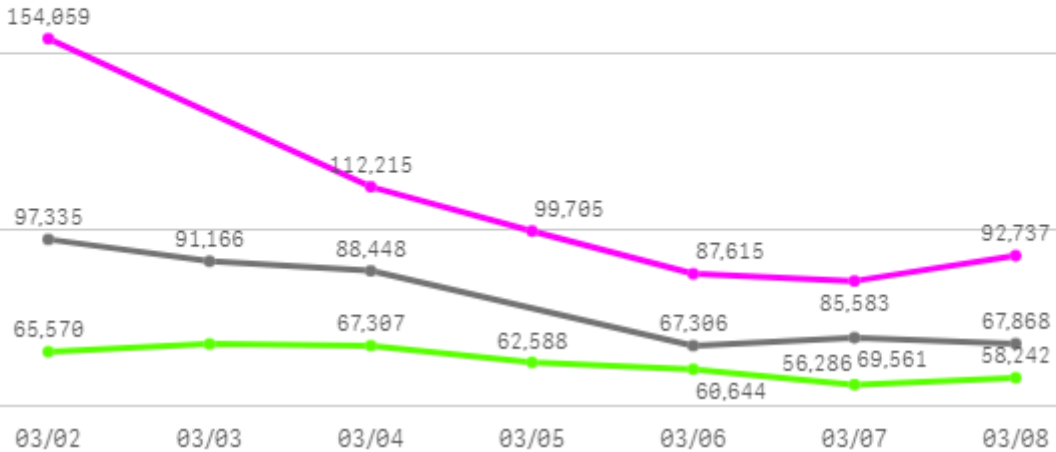
5

산지별 주출하 시군구



주간 도매가격(원)

◆ 2024 ● 2023 ◆ 평년



구분	금주(A)	전주(B)	전월(C)	전년(D)	평년(E)	A/B	A/C	A/D	A/E
가격(원)	105,319	131,487	125,450	80,281	62,884	80.1%	84.0%	131.2%	167.5%

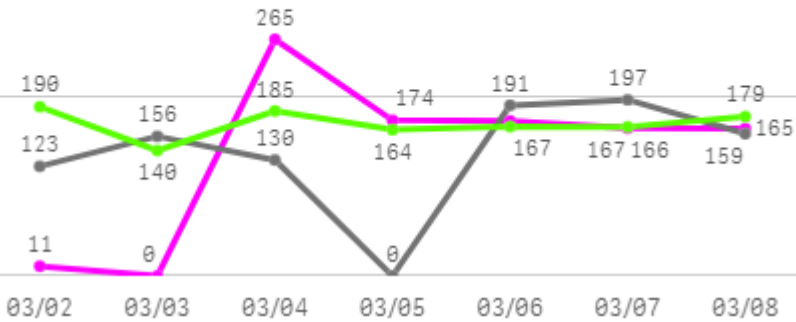
□ 백다다기오이(100개) 주간 가격

구분	Q	품종	Q	단량	Q	특	상	보통	하
2024-03-02		백다다기오이		100개		160,224	154,059	137,221	98,829
2024-03-04		백다다기오이		100개		125,013	112,215	95,873	74,627
2024-03-05		백다다기오이		100개		115,863	99,705	88,087	71,835
2024-03-06		백다다기오이		100개		99,218	87,615	78,831	67,734
2024-03-07		백다다기오이		100개		92,147	85,583	77,094	64,737
2024-03-08		백다다기오이		100개		102,137	92,737	81,647	68,655
평균						115,767	105,319	93,126	74,403

호박

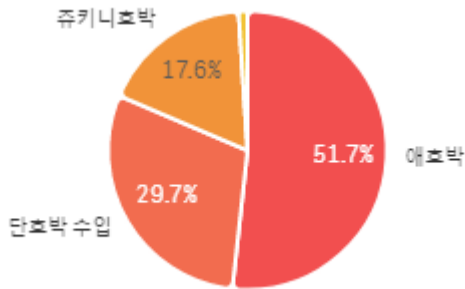
주간 반입량(톤)

◆ 2024 ● 2023 ▲ 평년

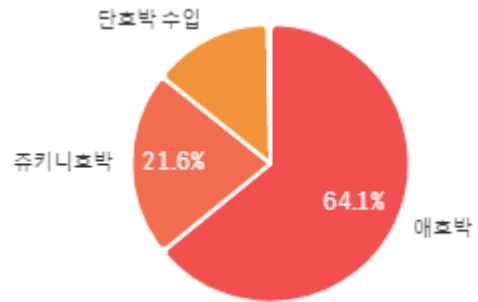


구분	금주(A)	전주(B)	전월(C)	전년(D)	평년(E)	A/B	A/C	A/D	A/E
물량(톤)	955	790	1,063	957	1,192	120.8%	89.8%	99.8%	80.1%

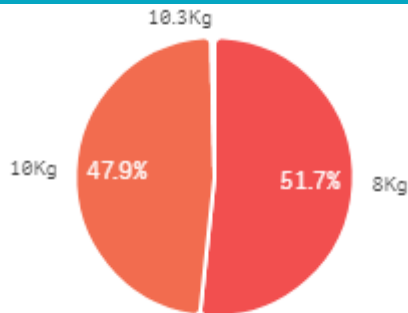
출하 품종별 거래물량 구성비



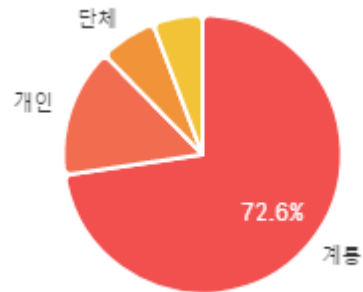
출하 품종별 거래금액 구성비



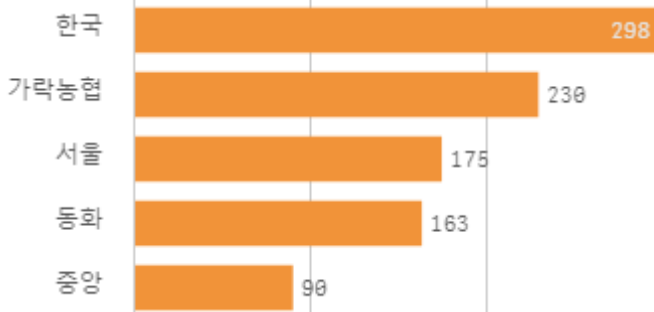
거래 단량별 물량 구성비



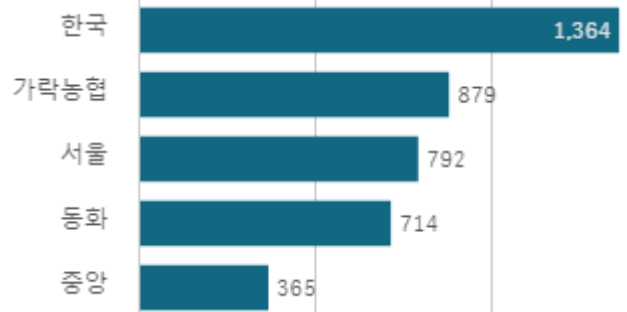
출하자별 거래물량 구성비



도매시장 법인별 거래물량(톤)



도매시장 법인별 거래금액(백만원)



애호박(20개)

산지별 거래물량(톤)



산지별 주출하 시군구



출하산지(개소)

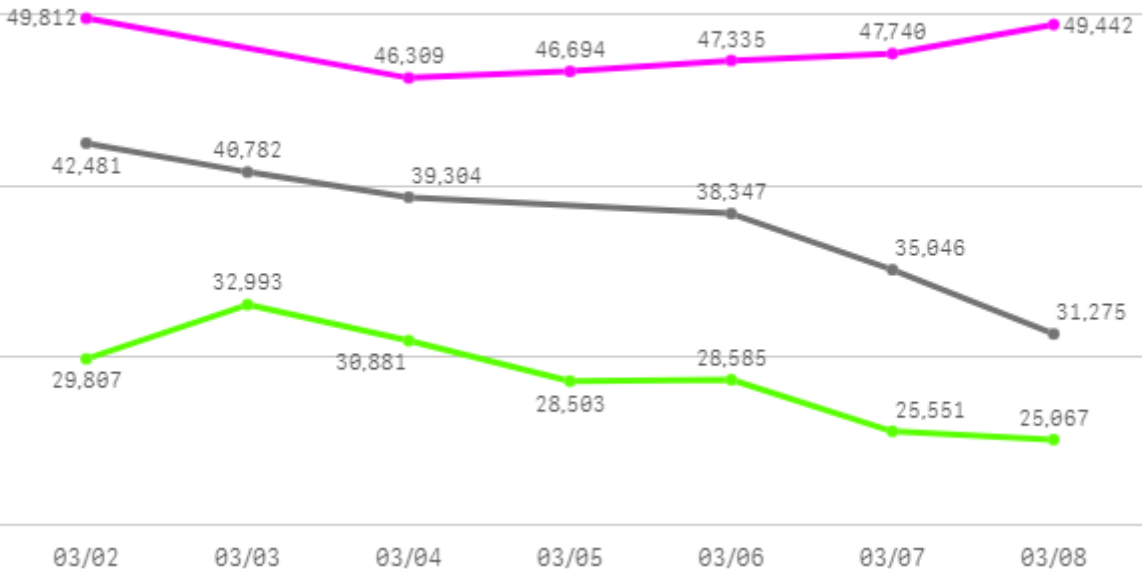
15

출하건수(천건)

3

주간 도매가격(원)

◆ 2024 ● 2023 ◆ 평년



구분	금주(A)	전주(B)	전월(C)	전년(D)	평년(E)	A/B	A/C	A/D	A/E
가격(원)	47,889	47,019	49,615	37,873	28,875	101.8%	96.5%	126.4%	165.9%

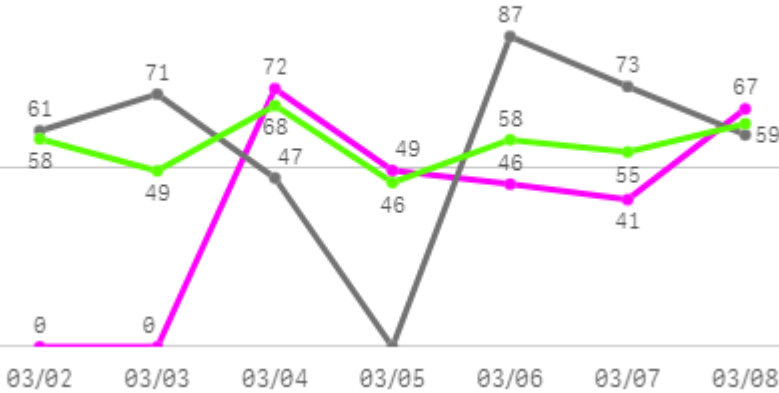
□ 애호박(20개) 주간 가격

구분	Q	품종	Q	단량	Q	특	상	보통	하
2024-03-02		애호박		20개		52,994	49,812	46,231	33,863
2024-03-04		애호박		20개		49,487	46,309	42,754	32,497
2024-03-05		애호박		20개		49,281	46,694	43,107	29,572
2024-03-06		애호박		20개		50,097	47,335	43,813	32,336
2024-03-07		애호박		20개		51,266	47,740	44,328	34,795
2024-03-08		애호박		20개		53,178	49,442	45,878	36,495
평균						51,051	47,889	44,352	33,260

방울토마토

주간 반입량(톤)

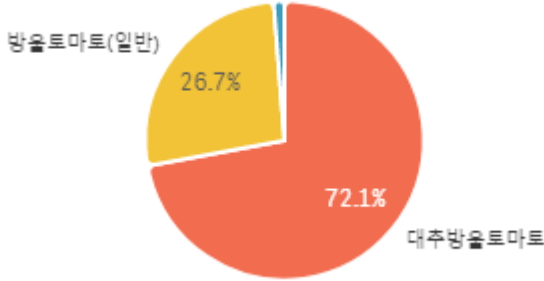
◆ 2024 ● 2023 ▲ 평년



구분	금주(A)	전주(B)	전월(C)	전년(D)	평년(E)	A/B	A/C	A/D	A/E
물량(톤)	275	281	339	398	397	98.0%	81.3%	69.2%	69.5%

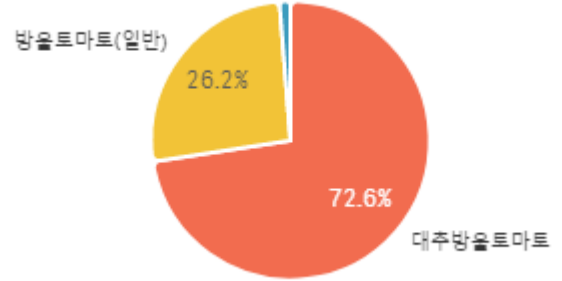
출하 품종별 거래물량 구성비

송이토마트

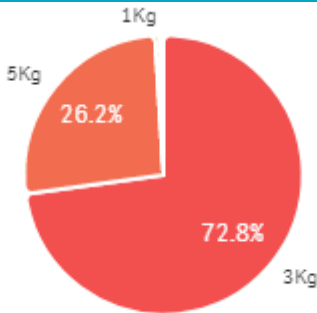


출하 품종별 거래금액 구성비

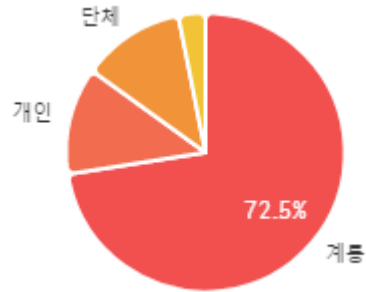
송이토마트



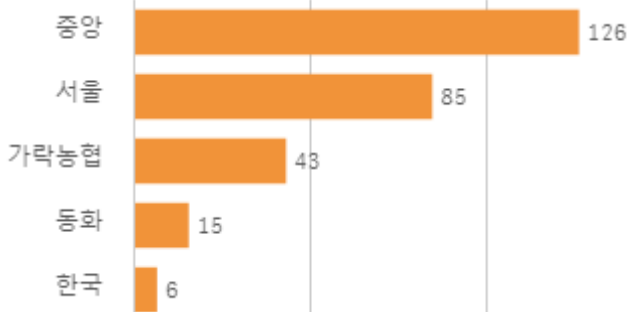
거래 단량별 물량 구성비



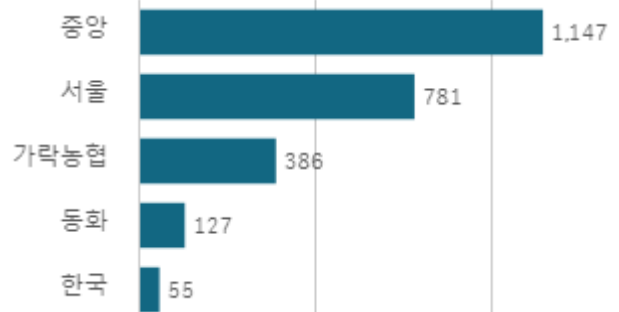
출하자별 거래물량 구성비



도매시장 법인별 거래물량(톤)

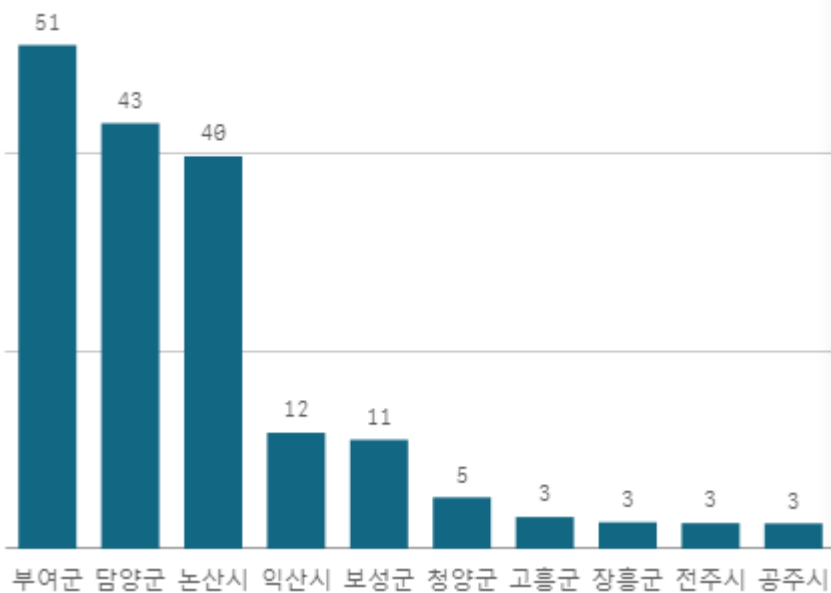


도매시장 법인별 거래금액(백만원)



대추방울토마토(3Kg)

산지별 거래물량(톤)



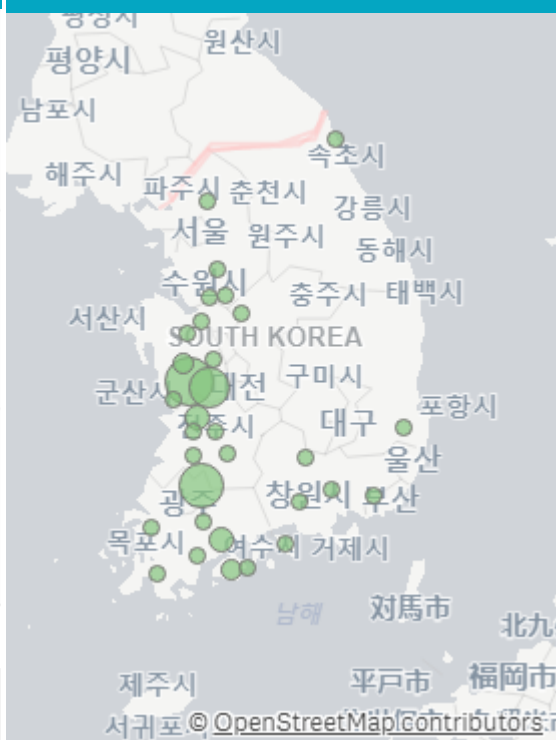
출하산지(개소)

34

출하건수(천건)

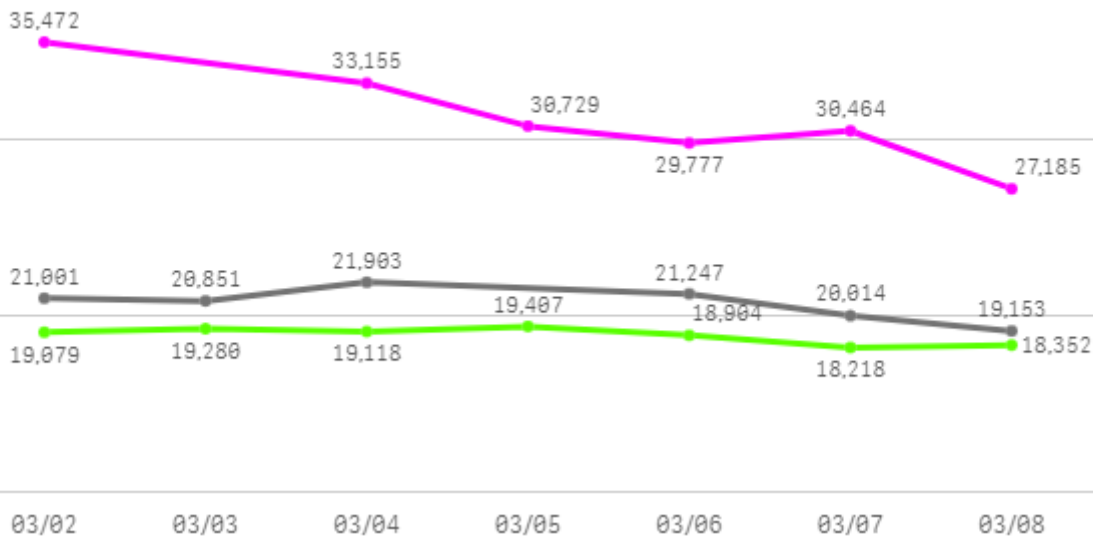
2

산지별 주출하 시군구



주간 도매가격(원)

◆ 2024 ● 2023 ◆ 평년



구분	금주(A)	전주(B)	전월(C)	전년(D)	평년(E)	A/B	A/C	A/D	A/E
가격(원)	31,130	30,594	24,696	20,695	18,921	101.8%	126.1%	150.4%	164.5%

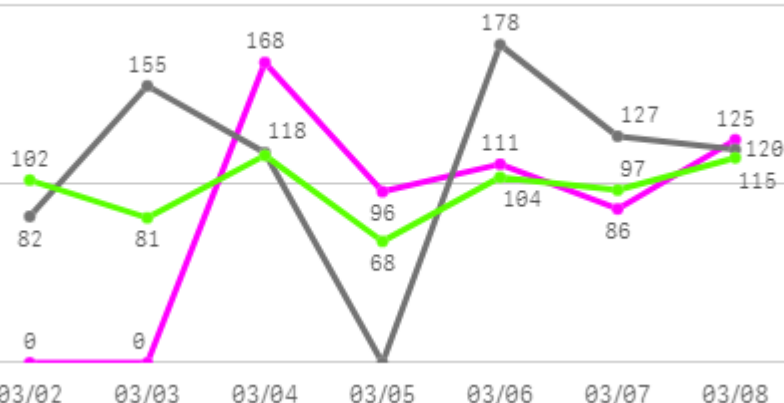
□ 대추방울토마토(3Kg) 주간 가격

구분	Q	품종	Q	단량	Q	특	상	보통	하
2024-03-02		대추방울토마토		3Kg		38,354	35,472	31,167	22,395
2024-03-04		대추방울토마토		3Kg		37,093	33,155	28,946	21,810
2024-03-05		대추방울토마토		3Kg		35,883	30,729	27,631	22,327
2024-03-06		대추방울토마토		3Kg		33,729	29,777	26,821	20,668
2024-03-07		대추방울토마토		3Kg		34,128	30,464	26,657	20,569
2024-03-08		대추방울토마토		3Kg		33,183	27,185	23,915	19,526
평균						35,395	31,130	27,523	21,216

토마토

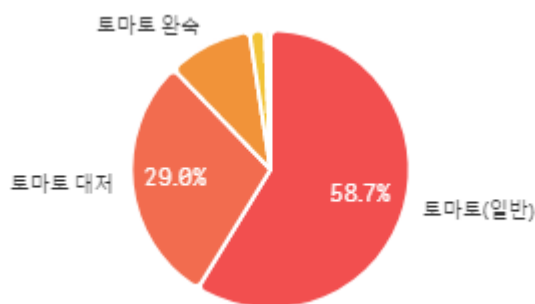
주간 반입량(톤)

◆ 2024 ● 2023 ▲ 평년

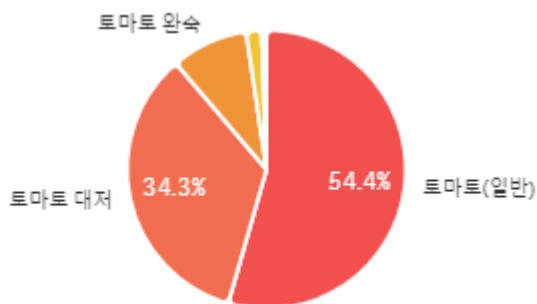


구분	금주(A)	전주(B)	전월(C)	전년(D)	평년(E)	A/B	A/C	A/D	A/E
물량(톤)	587	637	581	780	684	92.2%	101.1%	75.3%	85.8%

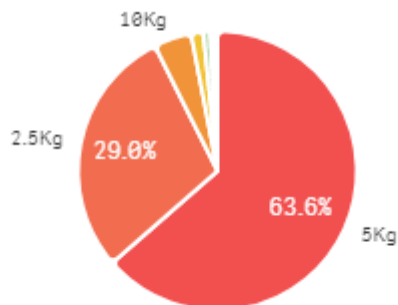
출하 품종별 거래물량 구성비



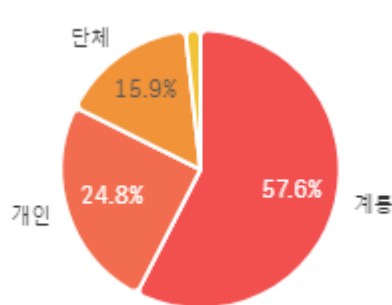
출하 품종별 거래금액 구성비



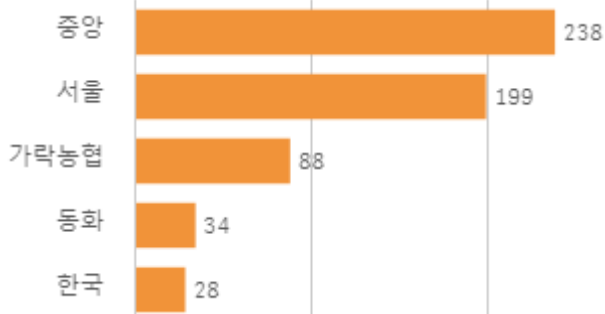
거래 단량별 물량 구성비



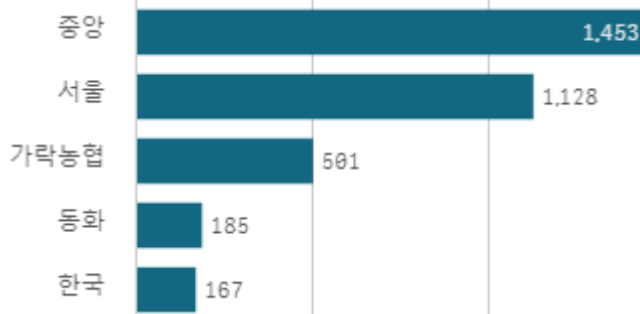
출하자별 거래물량 구성비



도매시장 법인별 거래물량(톤)

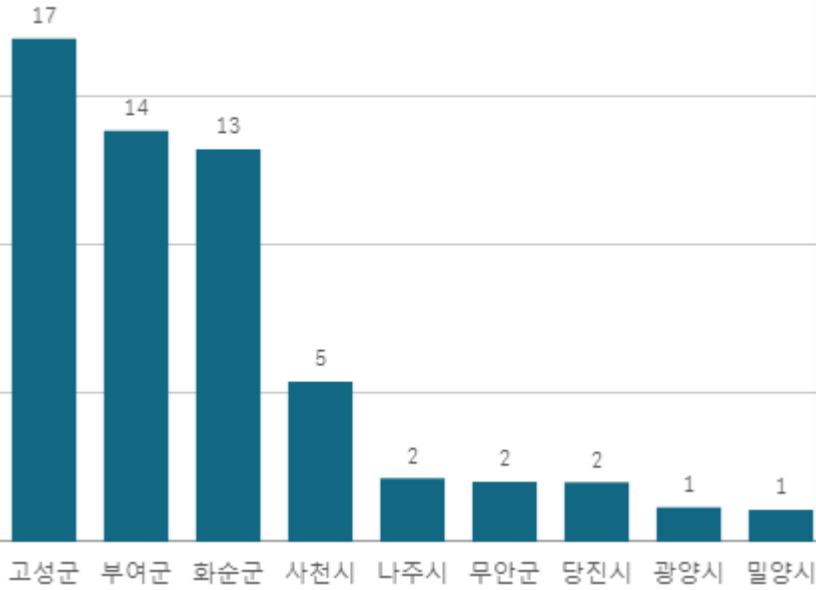


도매시장 법인별 거래금액(백만원)



토마토 완속(5Kg)

산지별 거래물량(톤)



출하산지(개소)

9

출하건수(천건)

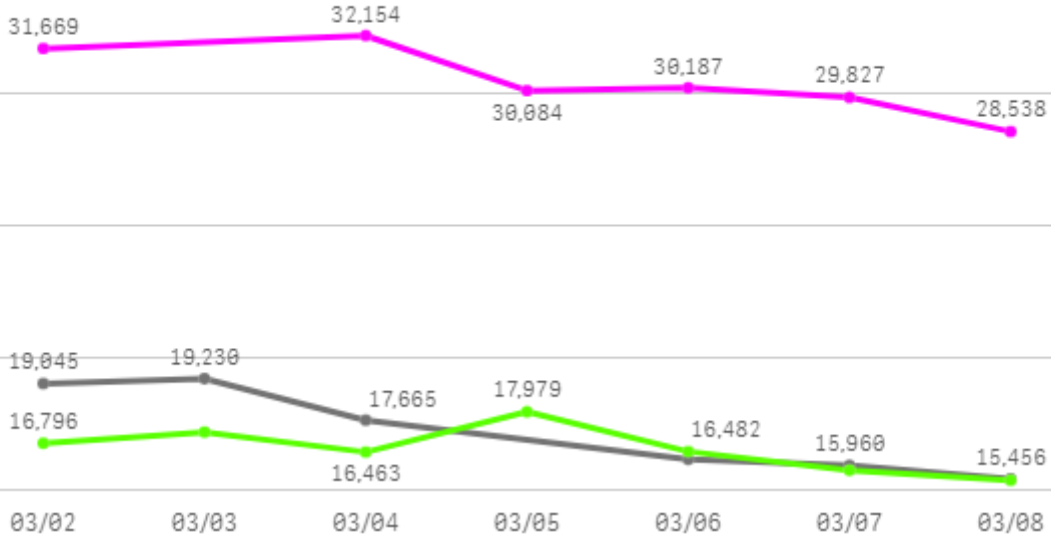
0

산지별 주출하 시군구



주간 도매가격(원)

2024 (pink line) 2023 (grey line) 평년 (green line)



구분	금주(A)	전주(B)	전월(C)	전년(D)	평년(E)	A/B	A/C	A/D	A/E
가격(원)	30,410	33,228	28,459	17,258	16,590	91.5%	106.9%	176.2%	183.3%

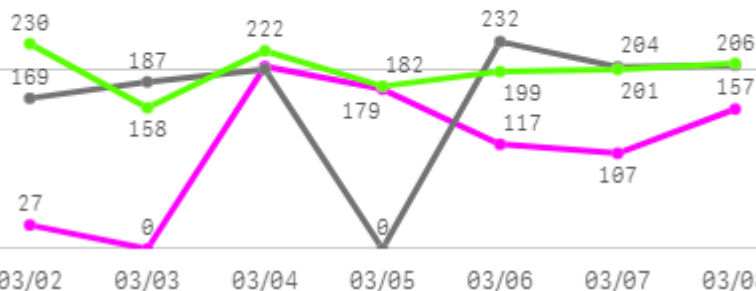
□ 토마토 완숙(5Kg) 주간 가격

구분	Q	품종	Q	단량	Q	특	상	보통	하
2024-03-02		토마토 완숙		5Kg		34,455	31,669	27,638	21,389
2024-03-04		토마토 완숙		5Kg		35,914	32,154	27,455	20,602
2024-03-05		토마토 완숙		5Kg		32,677	30,084	26,560	20,101
2024-03-06		토마토 완숙		5Kg		33,350	30,187	27,074	21,788
2024-03-07		토마토 완숙		5Kg		33,703	29,827	27,149	22,054
2024-03-08		토마토 완숙		5Kg		31,418	28,538	25,243	21,780
평균						33,586	30,410	26,853	21,286

딸기

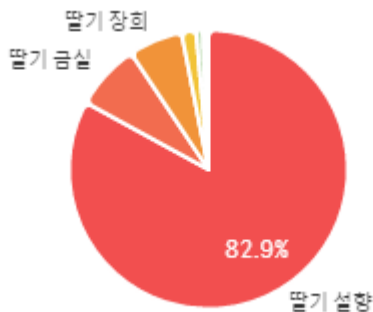
주간 반입량(톤)

◆ 2024 ● 2023 ▲ 평년

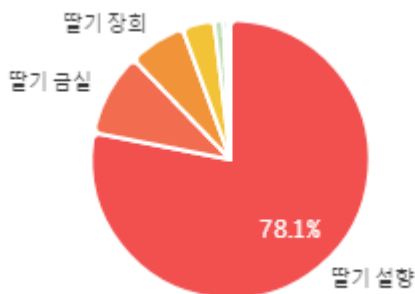


구분	금주(A)	전주(B)	전월(C)	전년(D)	평년(E)	A/B	A/C	A/D	A/E
물량(톤)	791	958	732	1,200	1,401	82.6%	108.2%	66.0%	56.5%

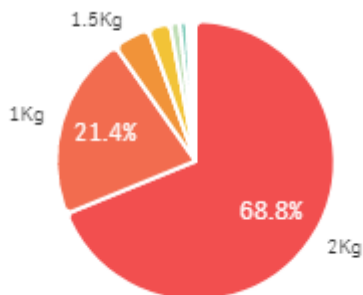
출하 품종별 거래물량 구성비



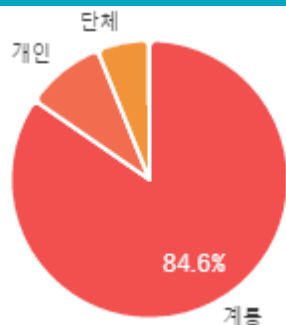
출하 품종별 거래금액 구성비



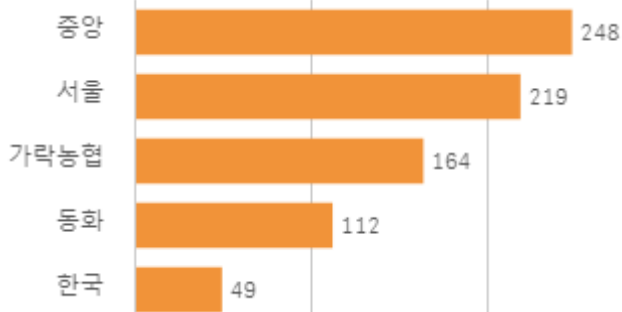
거래 단량별 물량 구성비



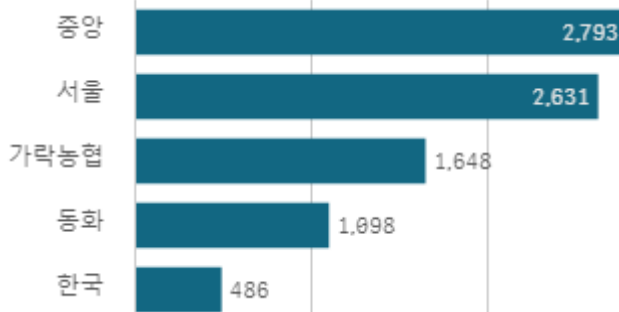
출하자별 거래물량 구성비



도매시장 법인별 거래물량(톤)

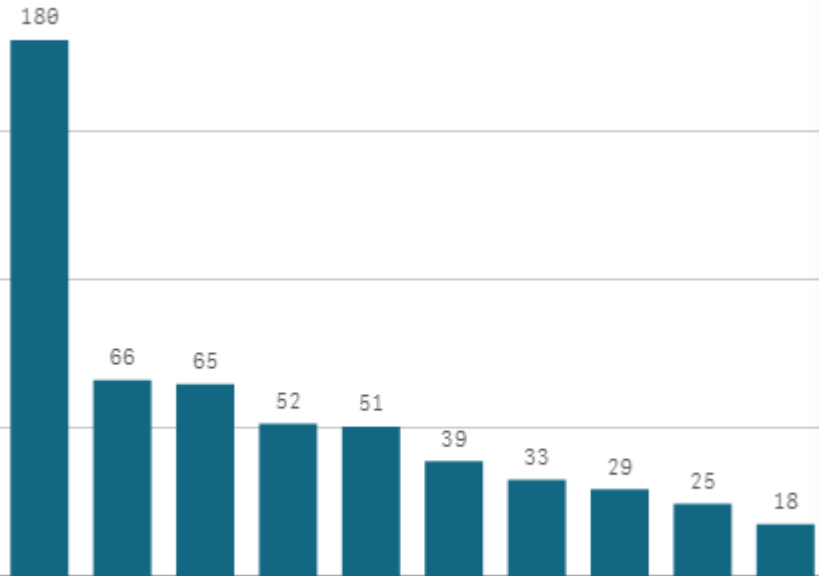


도매시장 법인별 거래금액(백만원)



딸기 설향(2Kg)

산지별 거래물량(톤)



산청군 논산시 거창군 담양군 홍성군 함양군 고성군 하동군 공주시 익산시

출하산지(개소)

34

출하건수(천건)

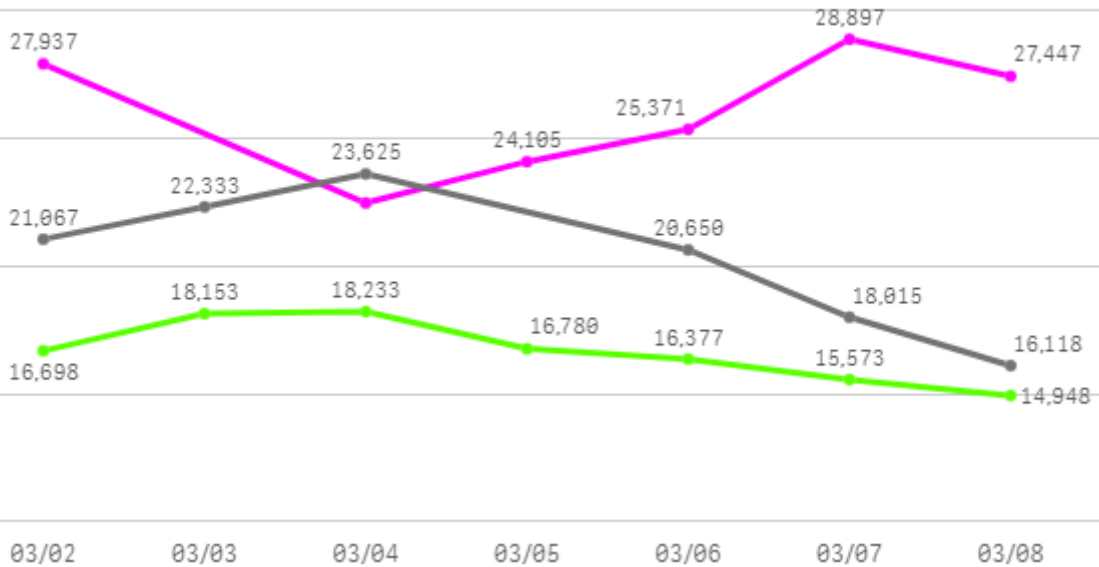
17

산지별 주출하 시군구



주간 도매가격(원)

◆ 2024 ● 2023 ▲ 평년



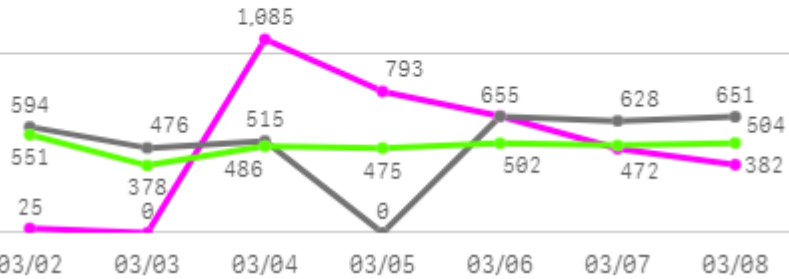
구분	금주(A)	전주(B)	전월(C)	전년(D)	평년(E)	A/B	A/C	A/D	A/E
가격(원)	26,040	29,196	36,373	20,301	16,733	89.2%	71.6%	128.3%	155.6%

□ 딸기 설향(2Kg) 주간 가격

구분	Q	품종	Q	단량	Q	특	상	보통	하
2024-03-02		딸기 설향		2Kg		30,000	27,937	19,000	16,000
2024-03-04		딸기 설향		2Kg		27,669	22,485	19,128	13,554
2024-03-05		딸기 설향		2Kg		32,530	24,105	19,324	13,548
2024-03-06		딸기 설향		2Kg		29,820	25,371	21,537	14,747
2024-03-07		딸기 설향		2Kg		33,524	28,897	24,420	16,943
2024-03-08		딸기 설향		2Kg		33,670	27,447	23,658	17,235
평균						31,202	26,040	21,178	15,338

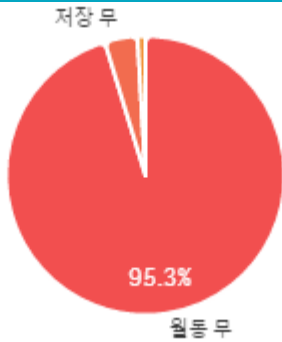
주간 반입량(톤)

◆ 2024 ● 2023 ▲ 평년

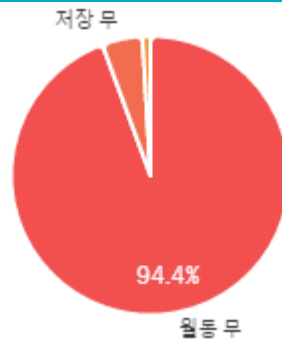


구분	금주(A)	전주(B)	전월(C)	전년(D)	평년(E)	A/B	A/C	A/D	A/E
물량(톤)	3,412	3,175	4,491	3,517	3,387	107.5%	76.0%	97.0%	100.7%

출하 품종별 거래물량 구성비



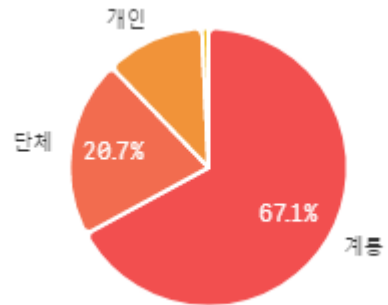
출하 품종별 거래금액 구성비



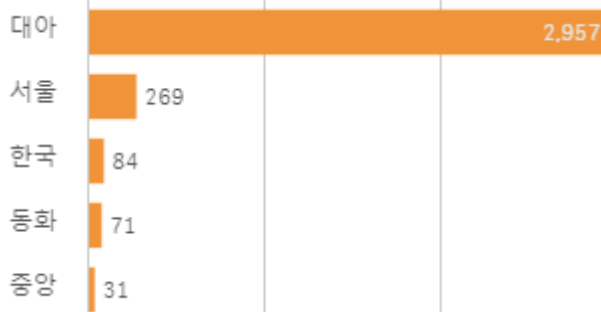
거래 단량별 물량 구성비



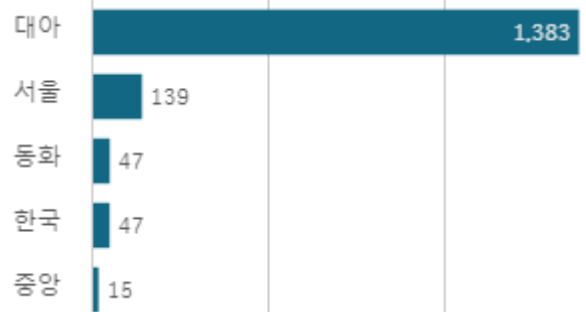
출하자별 거래물량 구성비



도매시장 법인별 거래물량(톤)

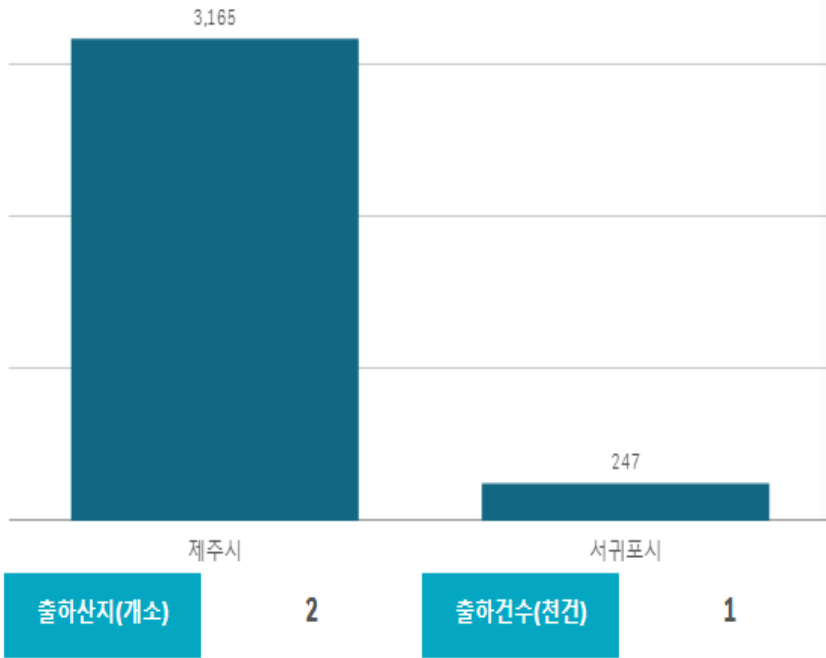


도매시장 법인별 거래금액(백만원)



무(20Kg)

산지별 거래물량(톤)

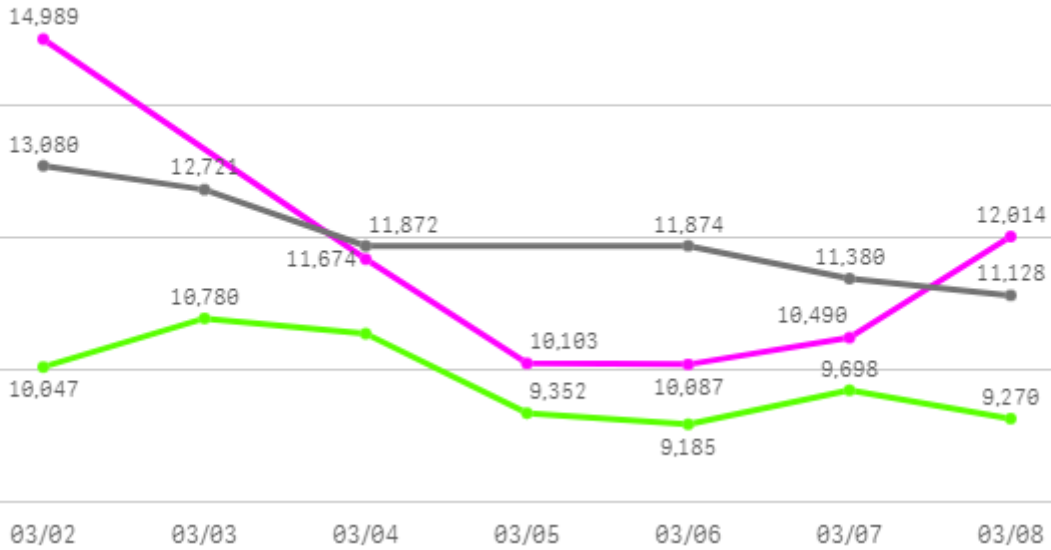


산지별 주출하 시군구



주간 도매가격(원)

◆ 2024 ● 2023 ▲ 평년



구분	금주(A)	전주(B)	전월(C)	전년(D)	평년(E)	A/B	A/C	A/D	A/E
가격(원)	11,560	14,740	11,408	12,009	9,871	78.4%	101.3%	96.3%	117.1%

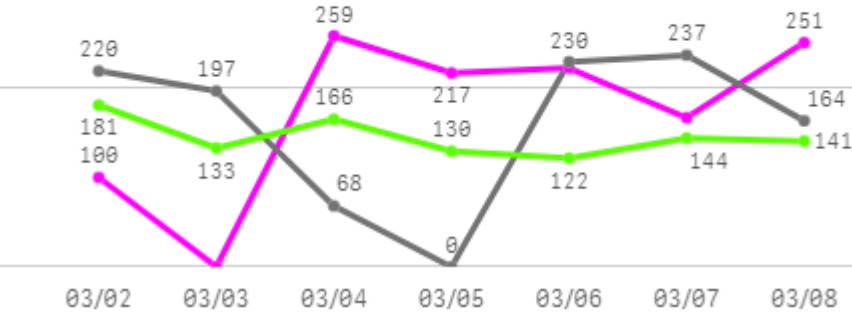
□ 무(20Kg) 주간 가격

구분	Q	품종	Q	단량	Q	특	상	보통	하
2024-03-02		무		20Kg		16,338	14,989	13,273	11,687
2024-03-04		무		20Kg		13,524	11,674	9,738	8,019
2024-03-05		무		20Kg		12,780	10,103	8,394	6,747
2024-03-06		무		20Kg		11,927	10,087	8,265	6,592
2024-03-07		무		20Kg		12,163	10,490	8,611	7,176
2024-03-08		무		20Kg		13,608	12,014	9,885	8,157
평균						13,390	11,560	9,694	8,063

당근

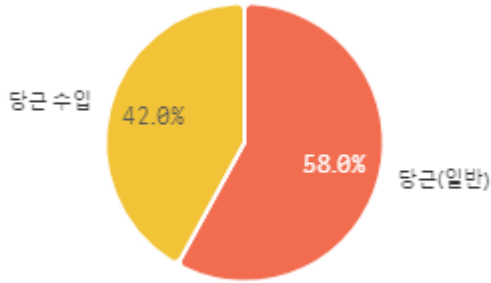
주간 반입량(톤)

◆ 2024 ● 2023 ▲ 평년

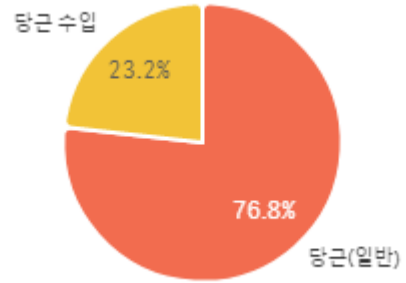


구분	금주(A)	전주(B)	전월(C)	전년(D)	평년(E)	A/B	A/C	A/D	A/E
물량(톤)	1,218	959	1,368	1,116	1,017	127.0%	89.1%	109.2%	119.7%

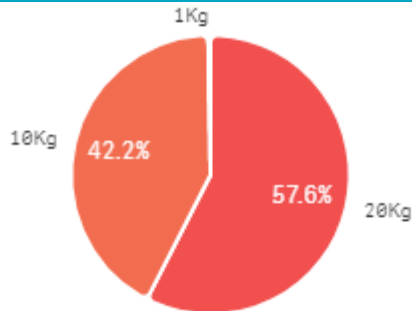
출하 품종별 거래물량 구성비



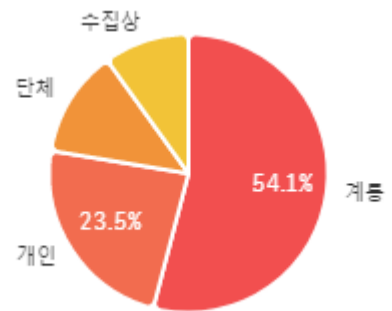
출하 품종별 거래금액 구성비



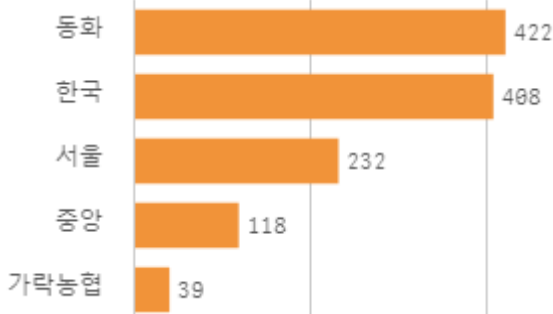
거래 단량별 물량 구성비



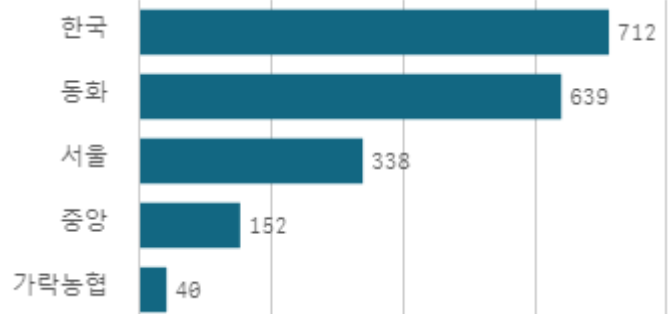
출하자별 거래물량 구성비



도매시장 법인별 거래물량(톤)

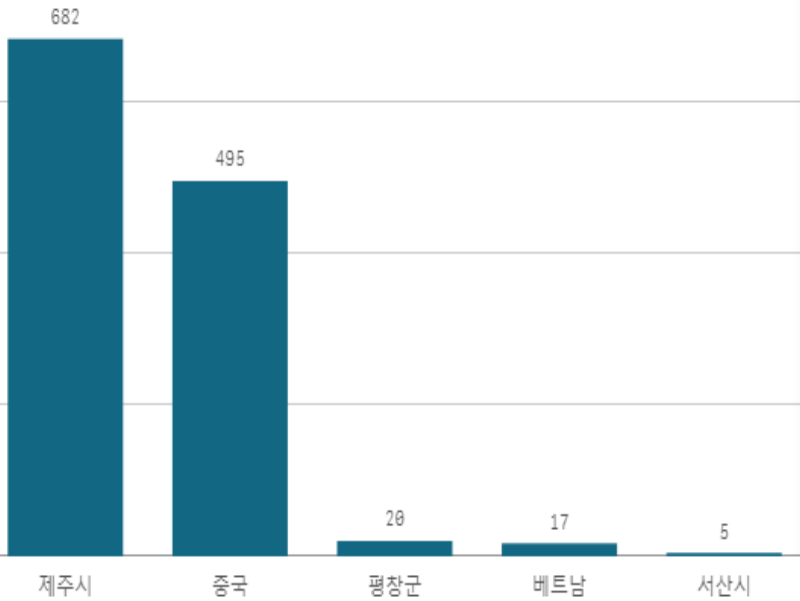


도매시장 법인별 거래금액(백만원)

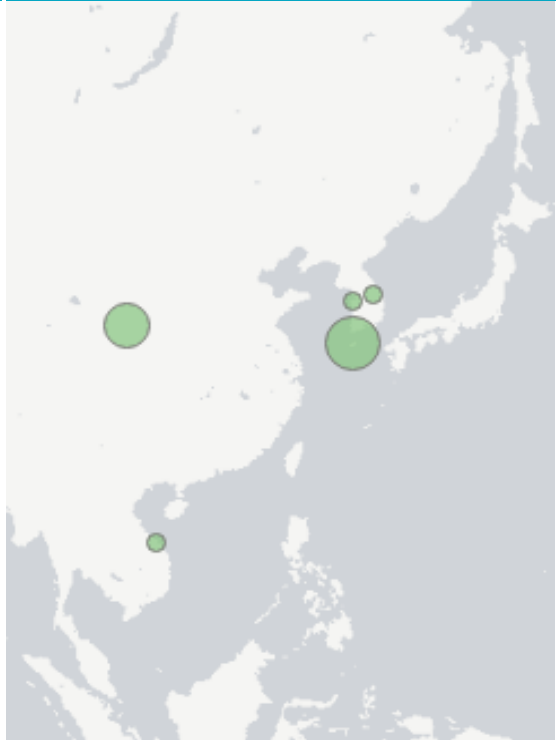


당근(20Kg)

산지별 거래물량(톤)



산지별 주출하 시군구



출하산지(개소)

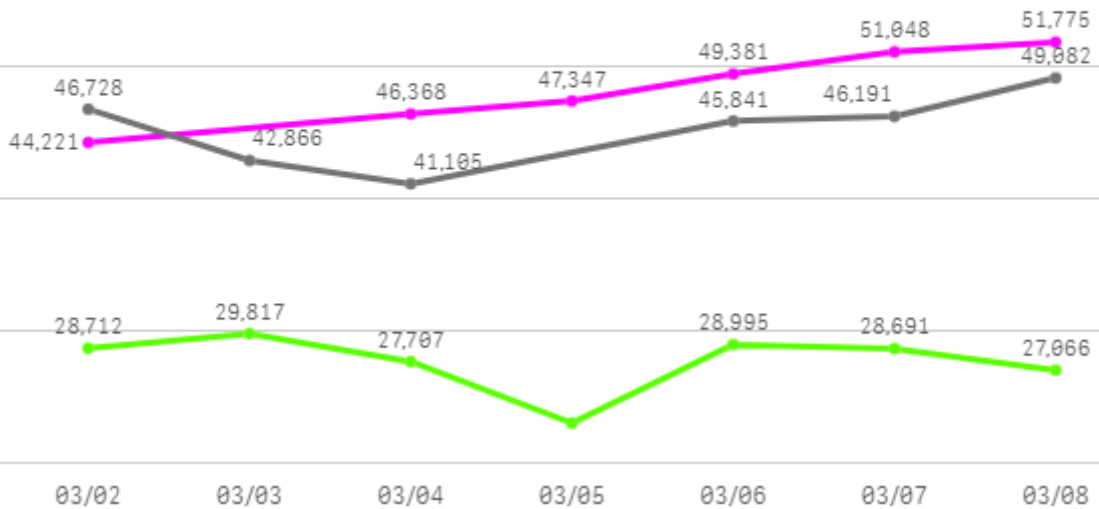
5

출하건수(전건)

1

주간 도매가격(원)

◆ 2024 ● 2023 ◆ 평년



구분	금주(A)	전주(B)	전월(C)	전년(D)	평년(E)	A/B	A/C	A/D	A/E
가격(원)	48,357	46,119	42,557	45,302	27,757	104.9%	113.6%	106.7%	174.2%

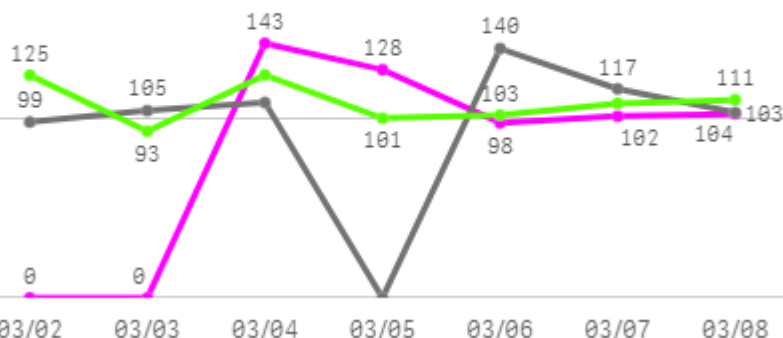
□ 당근(20Kg) 주간 가격

구분	Q	품종	Q	단량	Q	특	상	보통	하
2024-03-02		당근		20Kg		51,168	44,221	22,421	21,415
2024-03-04		당근		20Kg		49,560	46,368	42,304	28,118
2024-03-05		당근		20Kg		49,713	47,347	41,810	25,788
2024-03-06		당근		20Kg		51,147	49,381	42,948	26,502
2024-03-07		당근		20Kg		55,085	51,048	43,893	26,888
2024-03-08		당근		20Kg		54,389	51,775	48,136	33,465
평균						51,844	48,357	40,252	27,029

생고추

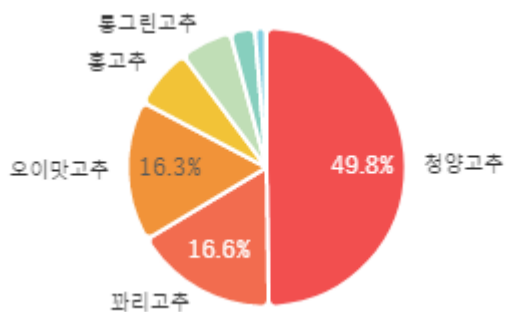
주간 반입량(톤)

◆ 2024 ● 2023 ▲ 평년

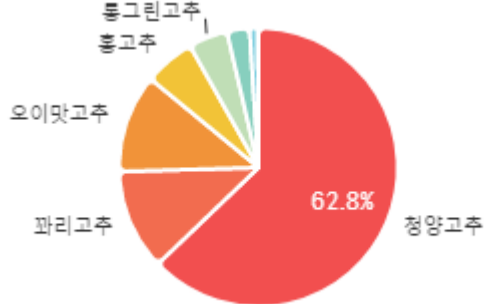


구분	금주(A)	전주(B)	전월(C)	전년(D)	평년(E)	A/B	A/C	A/D	A/E
물량(톤)	574	582	820	674	767	98.7%	70.0%	85.1%	74.9%

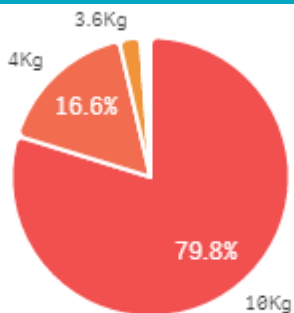
출하 품종별 거래물량 구성비



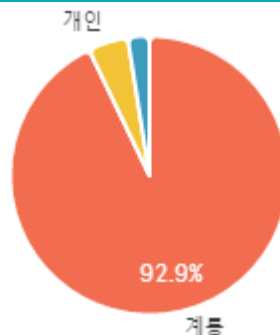
출하 품종별 거래금액 구성비



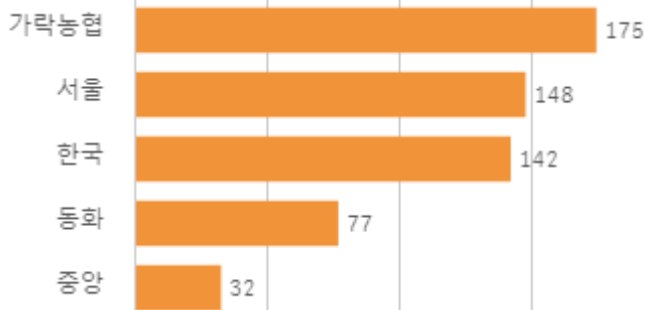
거래 단량별 물량 구성비



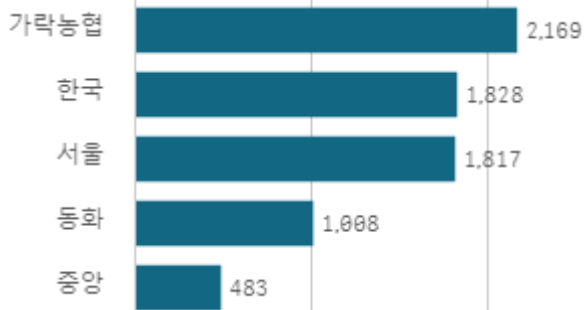
출하자별 거래물량 구성비



도매시장 법인별 거래물량(톤)

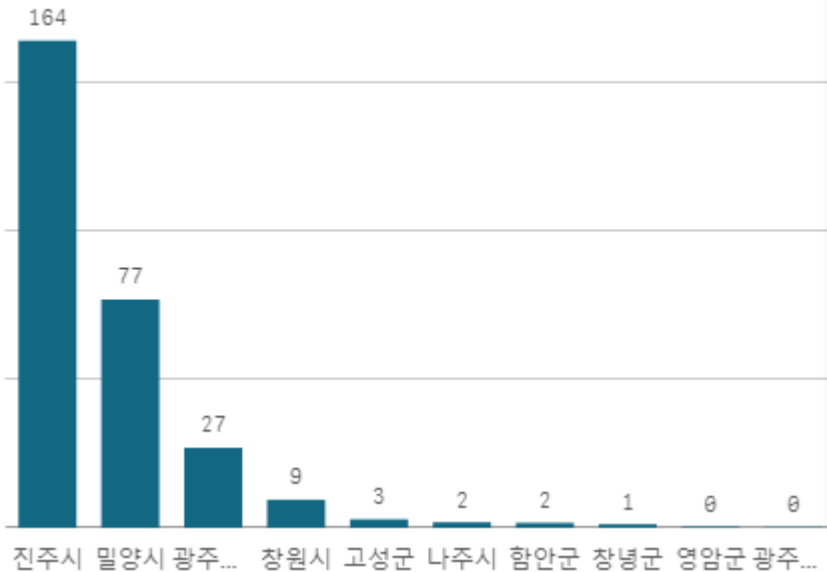


도매시장 법인별 거래금액(백만원)



청양고추(10Kg)

산지별 거래물량(톤)



출하산지(개소)

11

출하건수(천건)

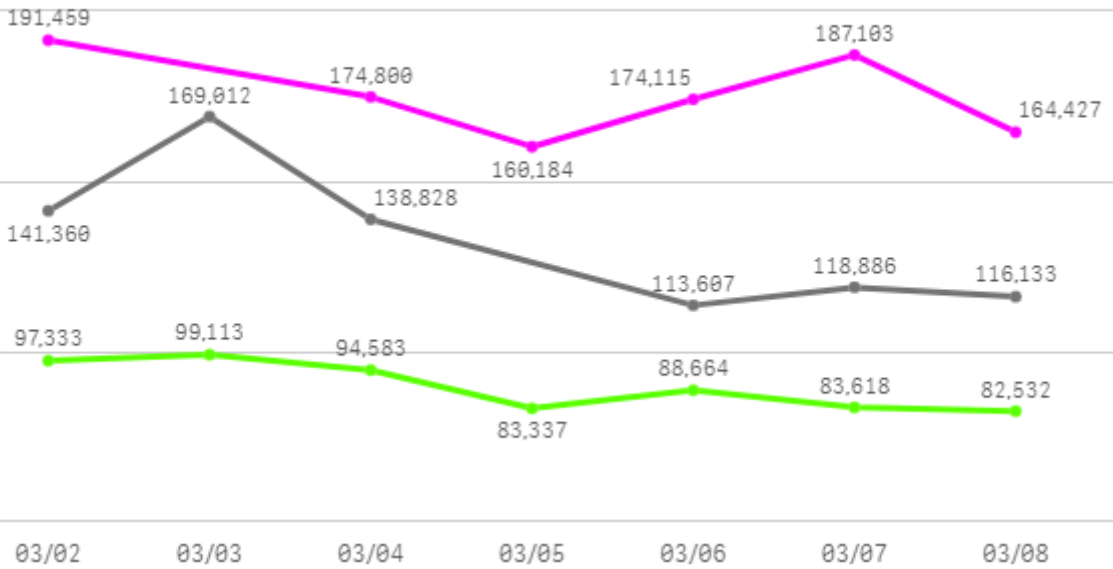
3

산지별 주출하 시군구



주간 도매가격(원)

◆ 2024 ● 2023 ◆ 평년



구분	금주(A)	전주(B)	전월(C)	전년(D)	평년(E)	A/B	A/C	A/D	A/E
가격(원)	175,348	173,563	146,312	132,971	90,288	101.0%	119.8%	131.9%	194.2%

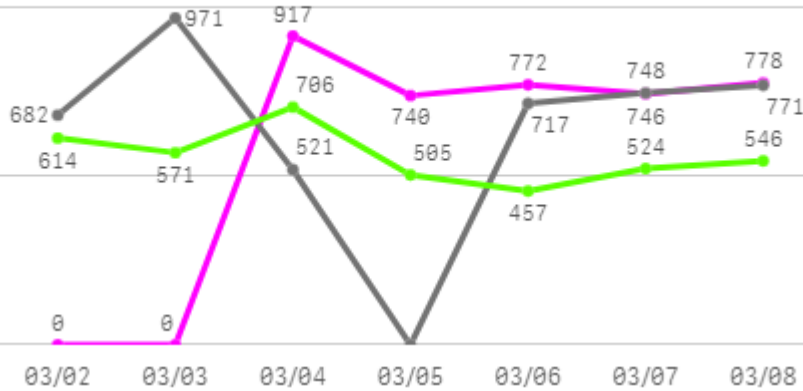
□ 청양고추(10Kg) 주간 가격

구분	Q	품종	Q	단량	Q	특	상	보통	하
2024-03-02		청양고추		10Kg		203,477	191,459	178,280	144,648
2024-03-04		청양고추		10Kg		179,742	174,800	164,480	132,105
2024-03-05		청양고추		10Kg		166,367	160,184	152,376	127,318
2024-03-06		청양고추		10Kg		177,224	174,115	165,218	134,283
2024-03-07		청양고추		10Kg		192,077	187,103	180,314	152,059
2024-03-08		청양고추		10Kg		170,764	164,427	158,337	137,206
평균						181,609	175,348	166,501	137,937

양파

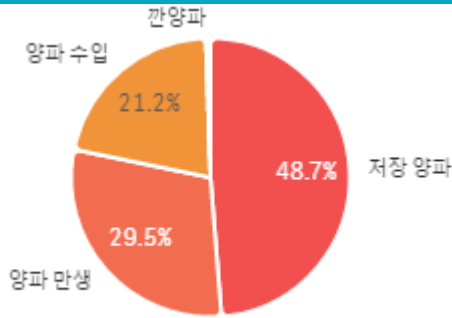
주간 반입량(톤)

◆ 2024 ● 2023 ▲ 평년

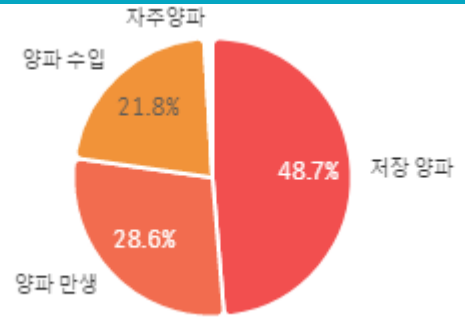


구분	금주(A)	전주(B)	전월(C)	전년(D)	평년(E)	A/B	A/C	A/D	A/E
물량(톤)	3,954	4,595	4,408	4,410	3,922	86.0%	89.7%	89.7%	100.8%

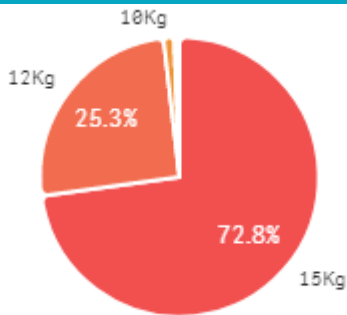
출하 품종별 거래물량 구성비



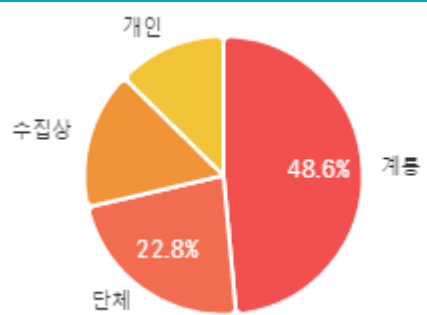
출하 품종별 거래금액 구성비



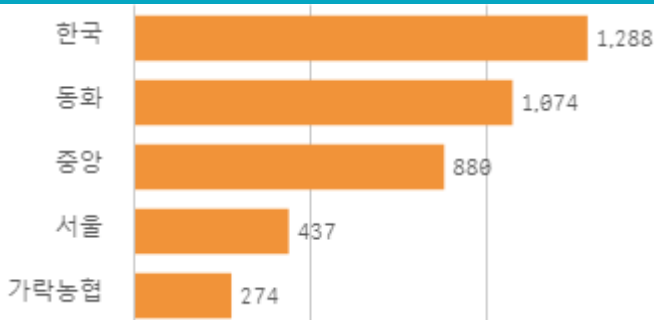
거래 단량별 물량 구성비



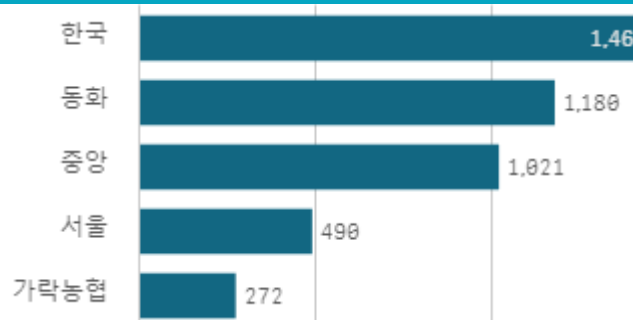
출하자별 거래물량 구성비



도매시장 법인별 거래물량(톤)

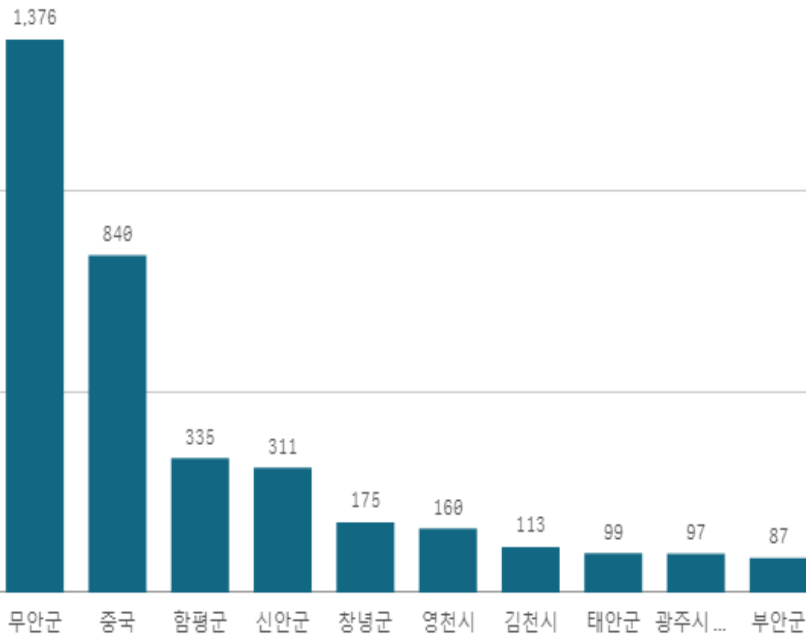


도매시장 법인별 거래금액(백만원)

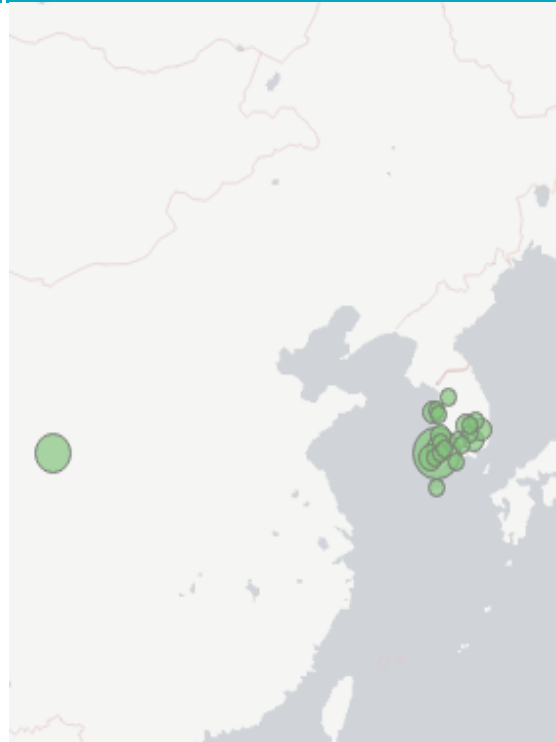


양파(1Kg)

산지별 거래물량(톤)



산지별 주출하 시군구



출하산지(개소)

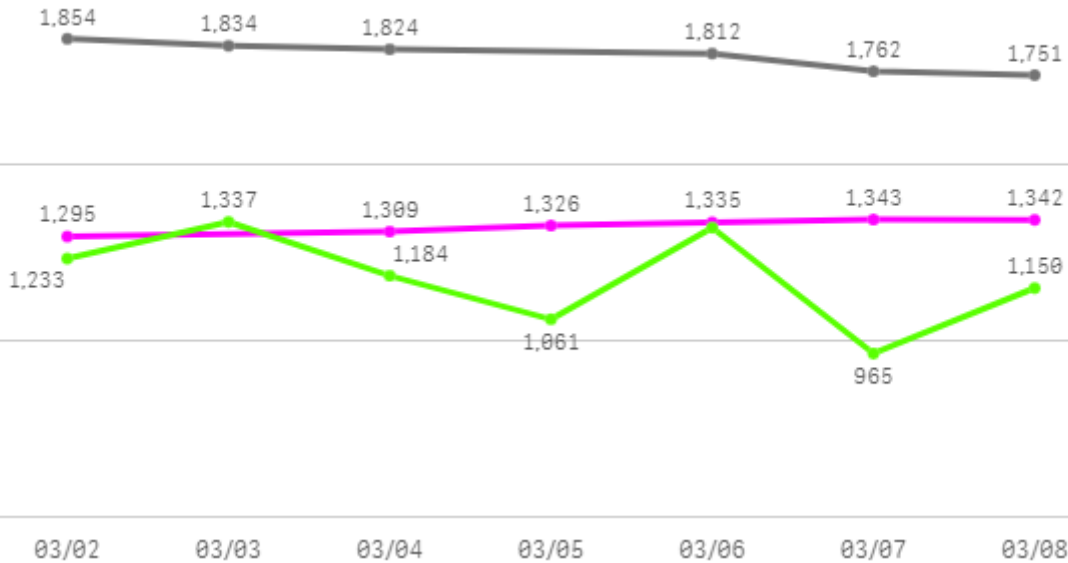
24

출하건수(전건)

2

주간 도매가격(원)

◆ 2024 ● 2023 ▲ 평년



구분	금주(A)	전주(B)	전월(C)	전년(D)	평년(E)	A/B	A/C	A/D	A/E
가격(원)	1,325	1,383	1,155	1,806	1,180	95.8%	114.7%	73.4%	112.3%

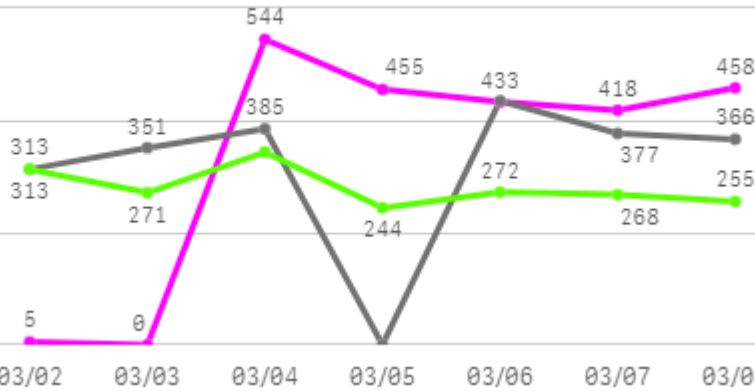
□ 양파(1Kg) 주간 가격

구분	Q	품종	Q	단량	Q	특	상	보통	하
2024-03-02		양파		1Kg		1,611	1,295	1,006	550
2024-03-04		양파		1Kg		1,610	1,309	1,037	602
2024-03-05		양파		1Kg		1,582	1,326	1,050	602
2024-03-06		양파		1Kg		1,631	1,335	1,057	560
2024-03-07		양파		1Kg		1,620	1,343	1,091	627
2024-03-08		양파		1Kg		1,646	1,342	1,140	722
평균						1,617	1,325	1,064	611

대파

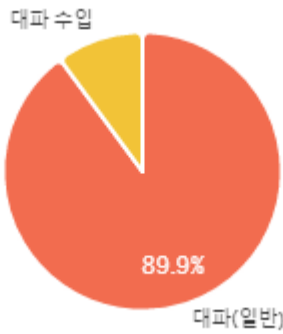
주간 반입량(톤)

2024 (파란색 선) 2023 (회색 선) 평년 (초록색 선)

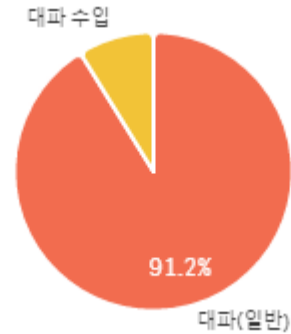


구분	금주(A)	전주(B)	전월(C)	전년(D)	평년(E)	A/B	A/C	A/D	A/E
물량(톤)	2,313	2,217	2,665	2,227	1,967	104.3%	86.8%	103.9%	117.6%

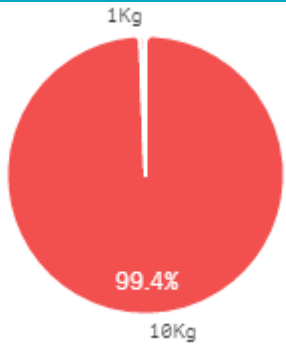
출하 품종별 거래물량 구성비



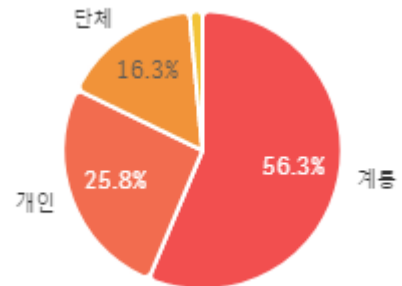
출하 품종별 거래금액 구성비



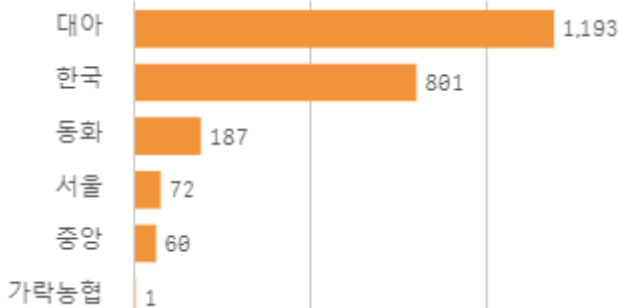
거래 단량별 물량 구성비



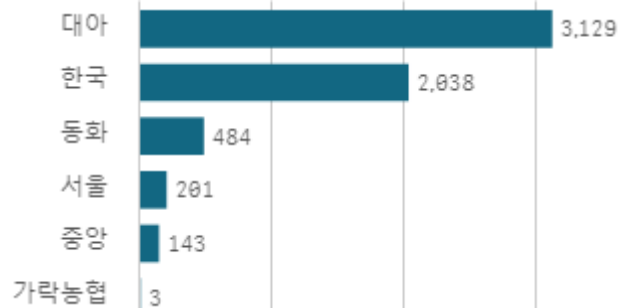
출하자별 거래물량 구성비



도매시장 법인별 거래물량(톤)

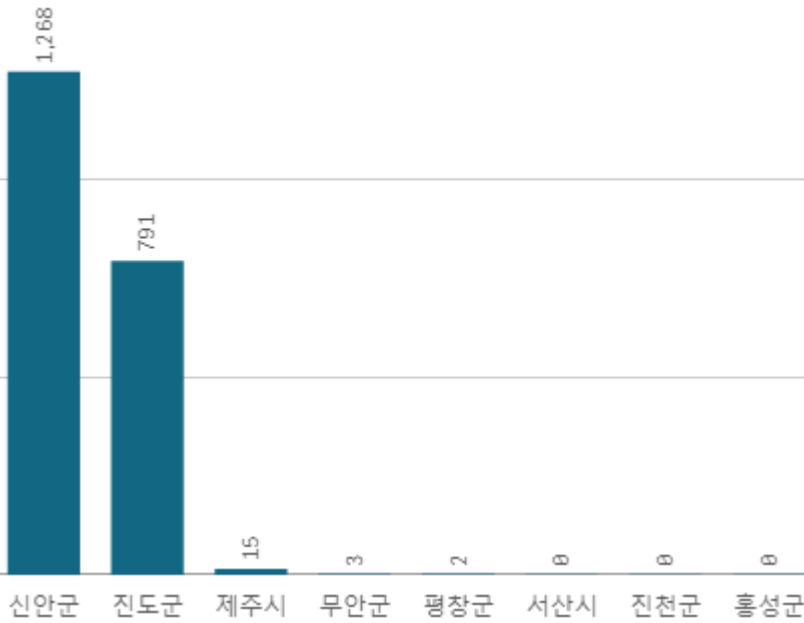


도매시장 법인별 거래금액(백만원)



대파(일반)(1Kg)

산지별 거래물량(톤)



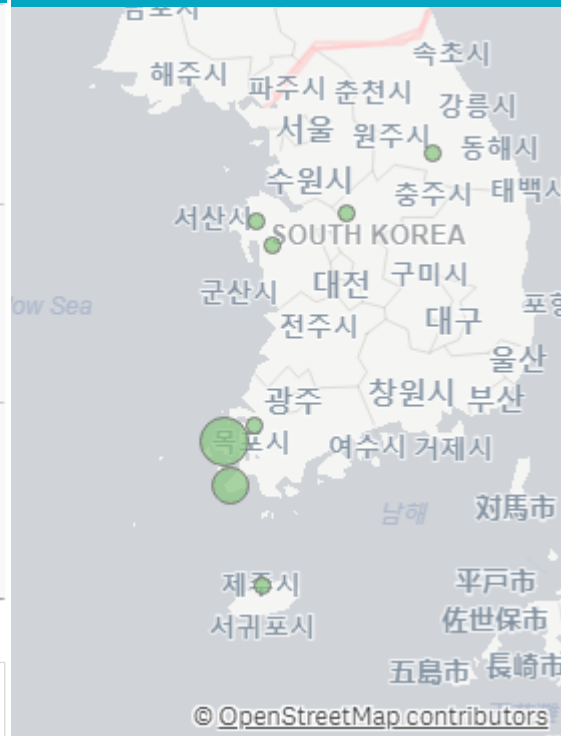
출하산지(개소)

8

출하건수(전건)

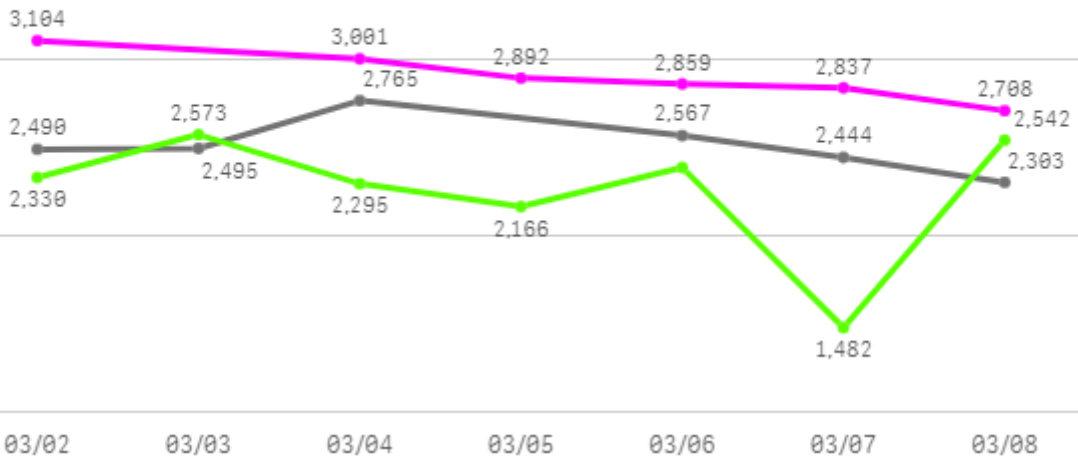
1

산지별 주출하 시군구



주간 도매가격(원)

◆ 2024 ● 2023 ▲ 평년



구분	금주(A)	전주(B)	전월(C)	전년(D)	평년(E)	A/B	A/C	A/D	A/E
가격(원)	2,900	3,593	3,704	2,511	2,257	80.7%	78.3%	115.5%	128.5%

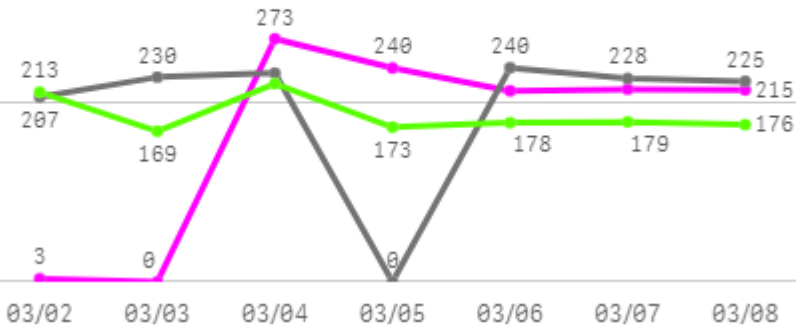
□ 대파(일반)(1Kg) 주간 가격

구분	Q	품종	Q	단량	Q	특	상	보통	하
2024-03-02		대파(일반)		1Kg		3,561	3,104	2,771	2,529
2024-03-04		대파(일반)		1Kg		3,455	3,001	2,701	2,377
2024-03-05		대파(일반)		1Kg		3,271	2,892	2,537	2,179
2024-03-06		대파(일반)		1Kg		3,252	2,859	2,557	2,269
2024-03-07		대파(일반)		1Kg		3,289	2,837	2,552	2,263
2024-03-08		대파(일반)		1Kg		3,152	2,708	2,438	2,229
평균						3,330	2,900	2,593	2,308

버섯

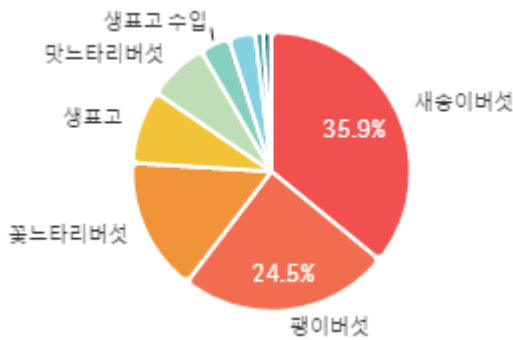
주간 반입량(톤)

◆ 2024 ● 2023 ▲ 평년

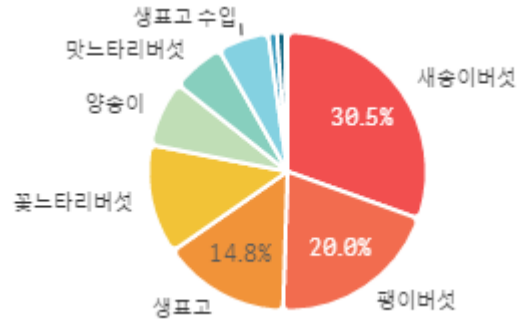


구분	금주(A)	전주(B)	전월(C)	전년(D)	평년(E)	A/B	A/C	A/D	A/E
물량(톤)	1,161	1,347	1,864	1,364	1,311	86.2%	62.3%	85.2%	88.6%

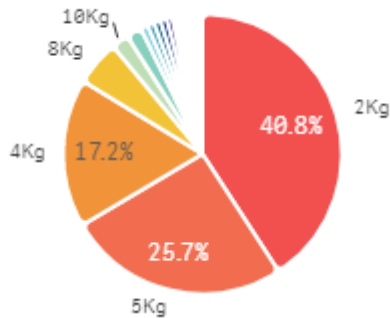
출하 품종별 거래물량 구성비



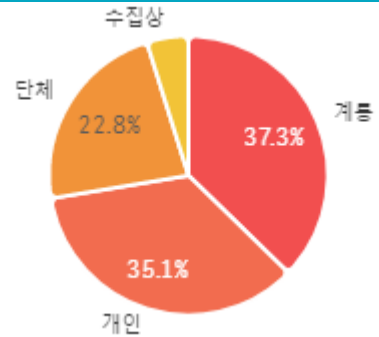
출하 품종별 거래금액 구성비



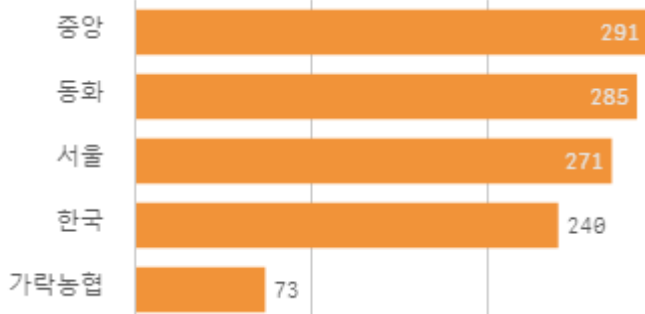
거래 단량별 물량 구성비



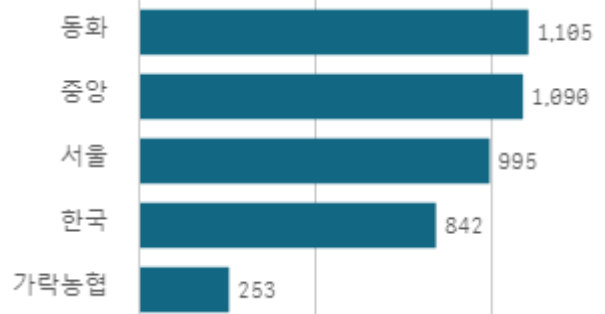
출하자별 거래물량 구성비



도매시장 법인별 거래물량(톤)

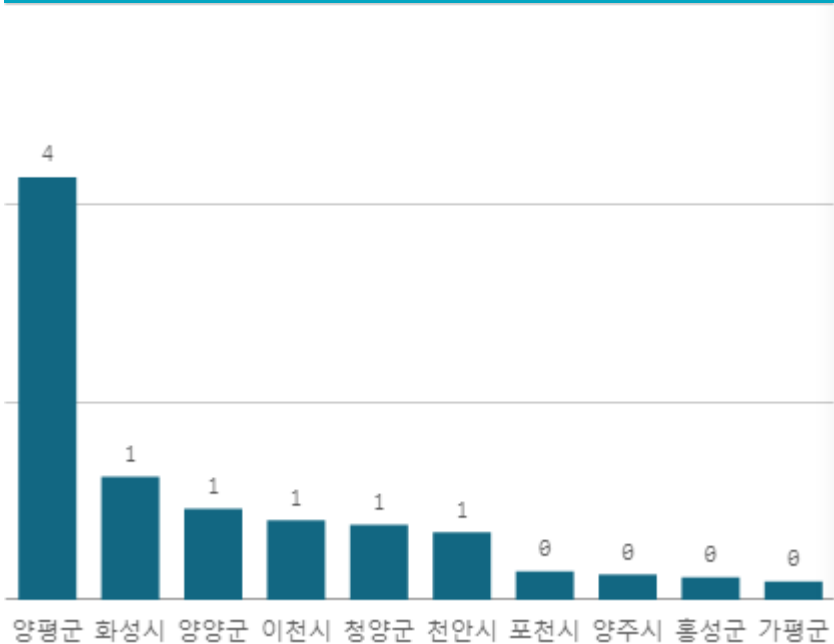


도매시장 법인별 거래금액(백만원)



느타리버섯(2Kg)

산지별 거래물량(톤)



출하산지(개소)

16

출하건수(전건)

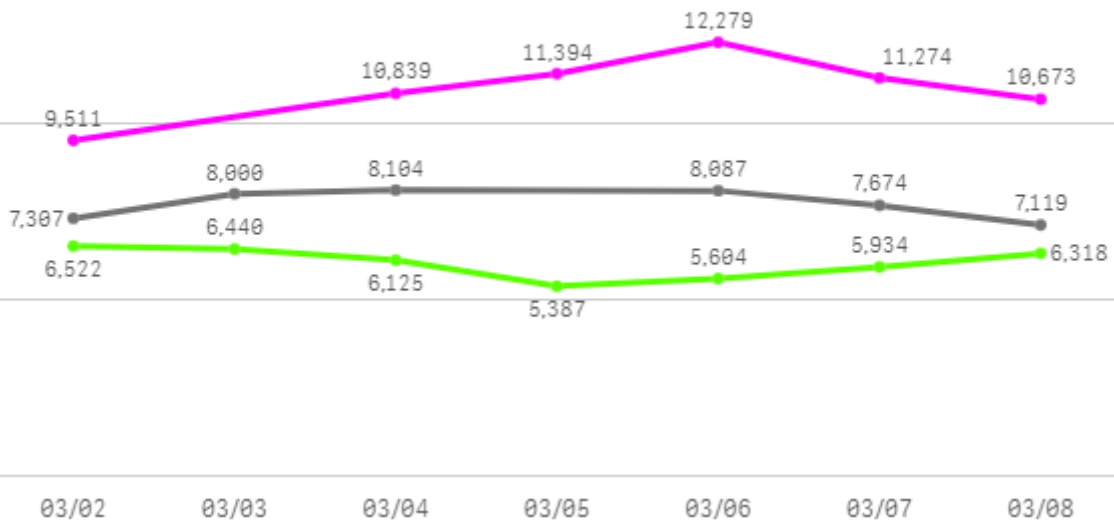
0

산지별 주출하 시군구



주간 도매가격(원)

◆ 2024 ● 2023 ▲ 평년



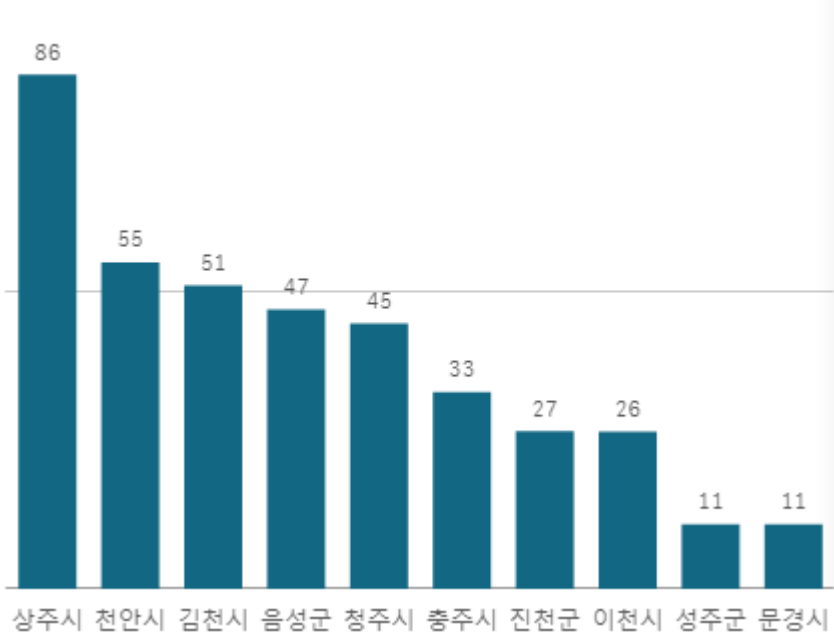
구분	금주(A)	전주(B)	전월(C)	전년(D)	평년(E)	A/B	A/C	A/D	A/E
가격(원)	10,995	11,600	27,884	7,715	6,066	94.8%	39.4%	142.5%	181.3%

□ 느타리버섯(2Kg) 주간 가격

구분	Q	품종	Q	단량	Q	특	상	보통	하
2024-03-02		느타리버섯		2Kg		13,000	9,511	6,691	4,662
2024-03-04		느타리버섯		2Kg		16,214	10,839	6,972	4,251
2024-03-05		느타리버섯		2Kg		17,500	11,394	7,237	5,816
2024-03-06		느타리버섯		2Kg		18,500	12,279	7,691	5,169
2024-03-07		느타리버섯		2Kg		15,000	11,274	7,744	5,658
2024-03-08		느타리버섯		2Kg		18,315	10,673	7,059	5,152
평균						16,422	10,995	7,232	5,118

새송이버섯(2Kg)

산지별 거래물량(톤)



출하산지(개소)

19

출하건수(전건)

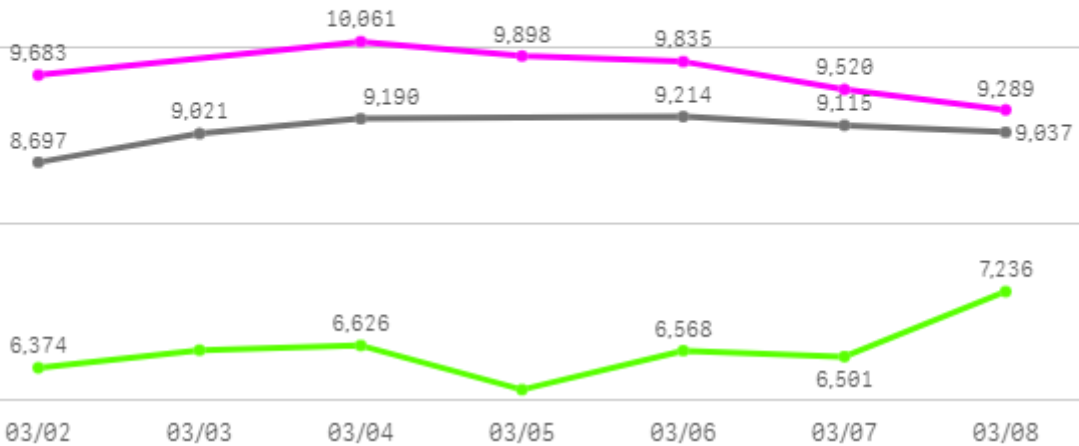
3

산지별 주출하 시군구



주간 도매가격(원)

◆ 2024 ● 2023 ▲ 평년



구분	금주(A)	전주(B)	전월(C)	전년(D)	평년(E)	A/B	A/C	A/D	A/E
가격(원)	9,714	7,122	9,467	9,046	6,567	136.4%	102.6%	107.4%	147.9%

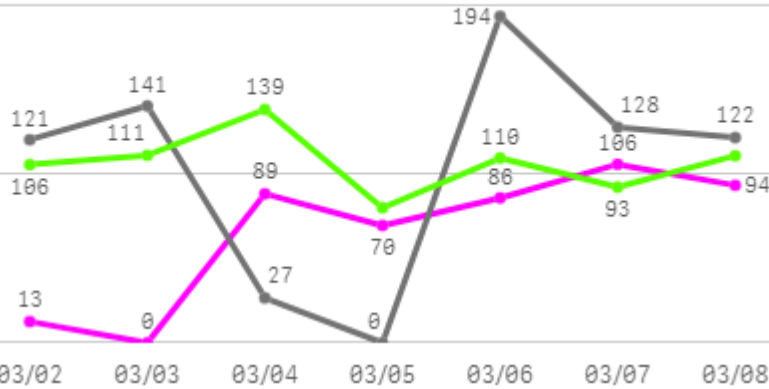
□ 새송이버섯(2Kg) 주간 가격

구분	Q	품종	Q	단량	Q	특	상	보통	하
2024-03-02		새송이버섯		2Kg		10,816	9,683	7,677	4,787
2024-03-04		새송이버섯		2Kg		10,635	10,061	8,351	5,388
2024-03-05		새송이버섯		2Kg		10,662	9,898	9,025	5,339
2024-03-06		새송이버섯		2Kg		10,721	9,835	9,164	5,883
2024-03-07		새송이버섯		2Kg		10,385	9,520	8,743	5,550
2024-03-08		새송이버섯		2Kg		10,369	9,289	8,207	5,072
평균						10,598	9,714	8,528	5,337

사과

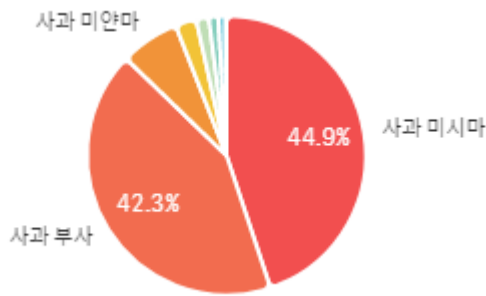
주간 반입량(톤)

◆ 2024 ● 2023 ▲ 평년

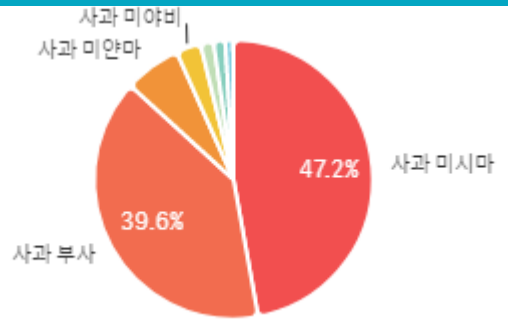


구분	금주(A)	전주(B)	전월(C)	전년(D)	평년(E)	A/B	A/C	A/D	A/E
물량(톤)	457	361	653	732	750	126.7%	69.9%	62.4%	60.9%

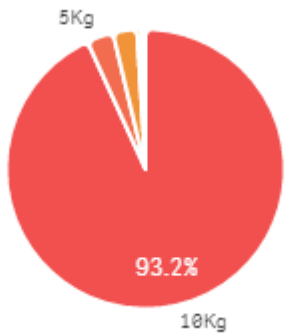
출하 품종별 거래물량 구성비



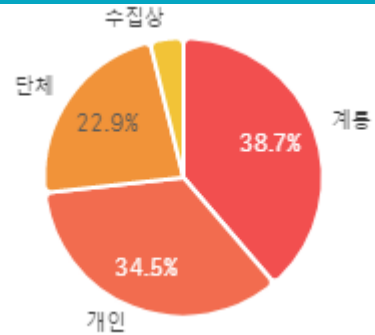
출하 품종별 거래금액 구성비



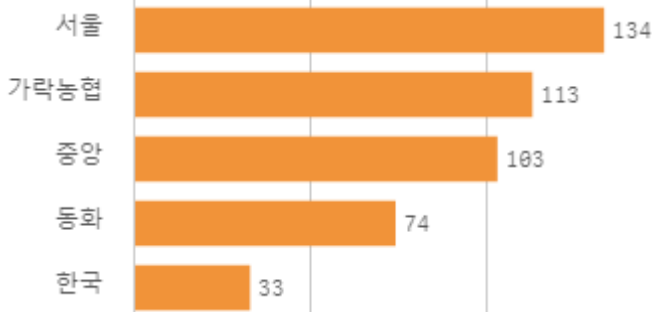
거래 단량별 물량 구성비



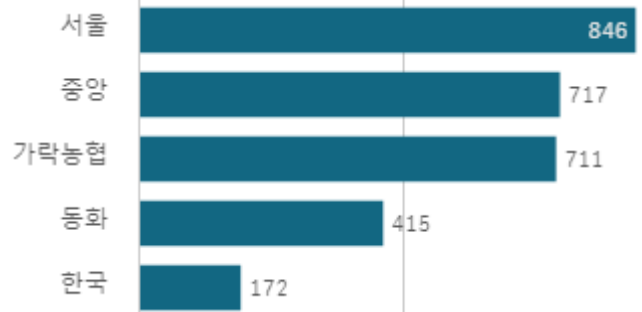
출하자별 거래물량 구성비



도매시장 법인별 거래물량(톤)

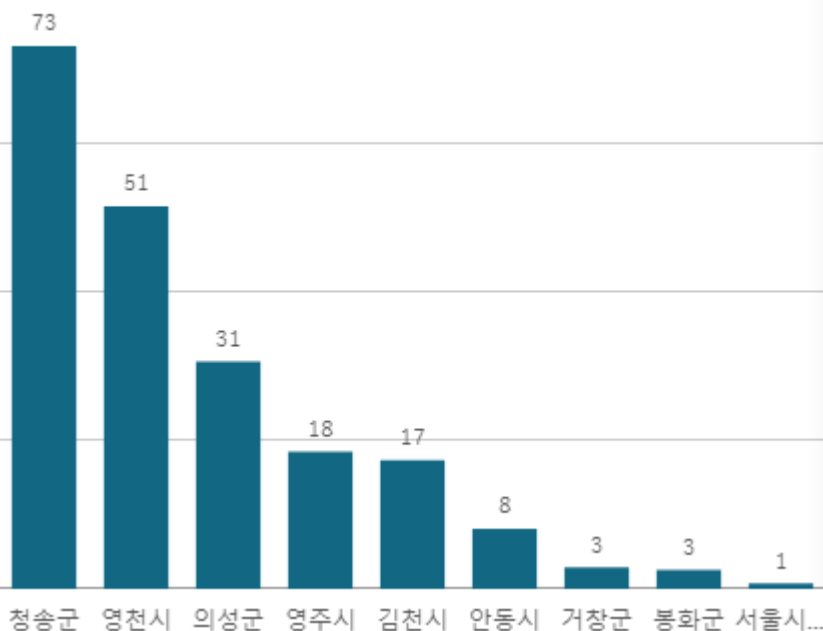


도매시장 법인별 거래금액(백만원)



사과 미시마(10Kg)

산지별 거래물량(톤)



출하산지(개소)

9

출하건수(천건)

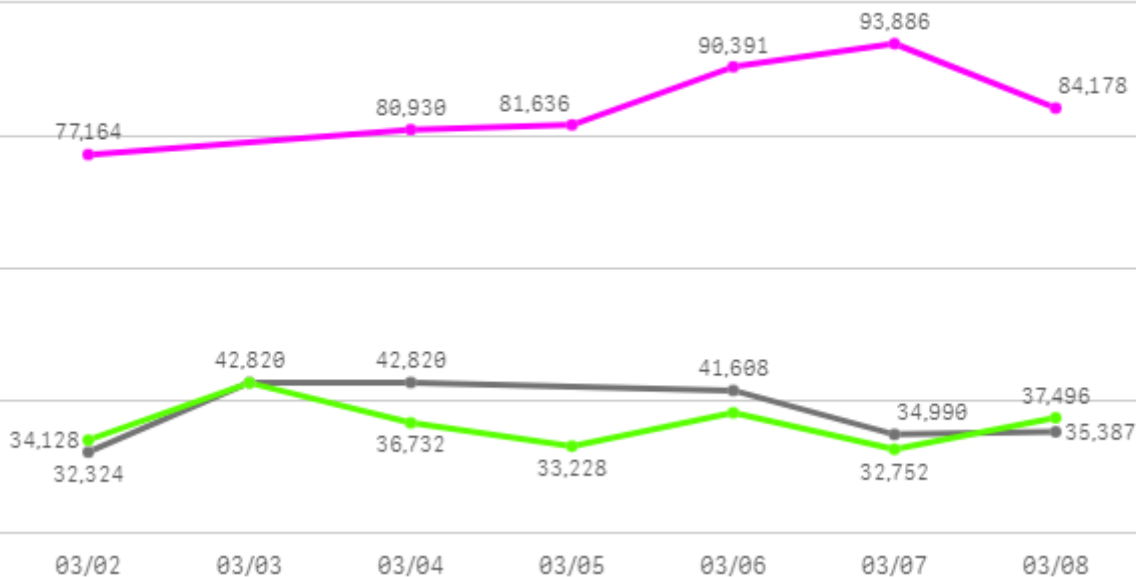
1

산지별 주출하 시군구



주간 도매가격(원)

◆ 2024 ● 2023 ◆ 평년



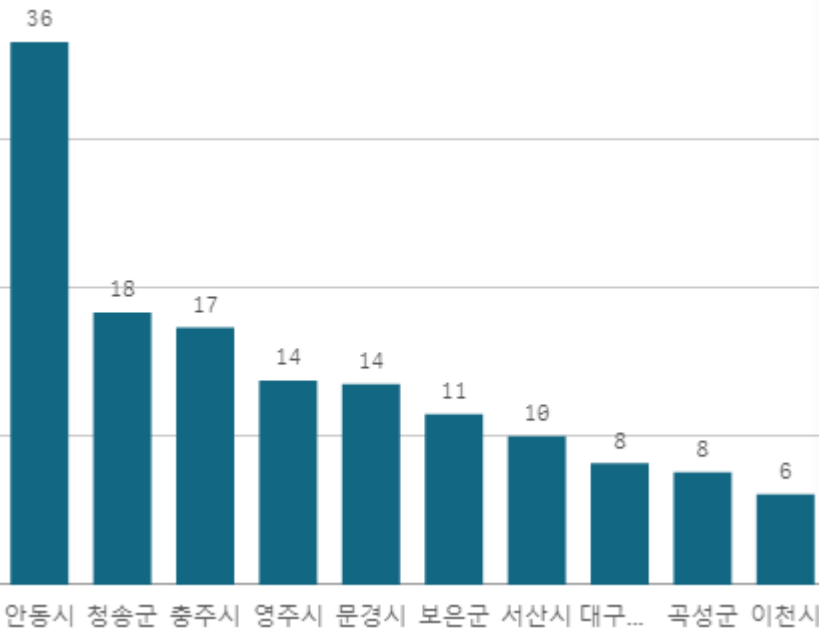
구분	금주(A)	전주(B)	전월(C)	전년(D)	평년(E)	A/B	A/C	A/D	A/E
가격(원)	84,698	84,938	74,873	38,325	36,407	99.7%	113.1%	221.0%	232.6%

□ 사과 미시마(10Kg) 주간 가격

구분	Q	품종	Q	단량	Q	특	상	보통	하
2024-03-02		사과 미시마		10Kg		120,206	77,164	36,781	24,776
2024-03-04		사과 미시마		10Kg		93,469	80,930	59,584	36,042
2024-03-05		사과 미시마		10Kg		108,223	81,636	51,127	33,135
2024-03-06		사과 미시마		10Kg		120,578	90,391	70,276	43,426
2024-03-07		사과 미시마		10Kg		133,520	93,886	63,320	36,219
2024-03-08		사과 미시마		10Kg		118,335	84,178	57,025	34,568
평균						115,722	84,698	56,352	34,694

사과 부사(10Kg)

산지별 거래물량(톤)



산지별 주출하 시군구



출하산지(개소)

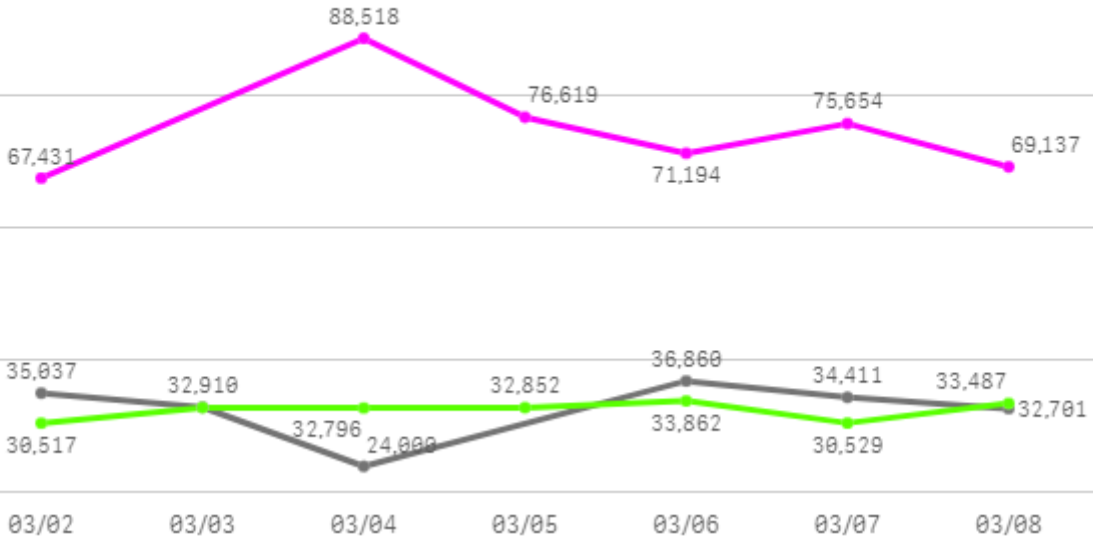
26

출하건수(천건)

1

주간 도매가격(원)

2024 (Magenta), 2023 (Grey), 평년 (Green)



구분	금주(A)	전주(B)	전월(C)	전년(D)	평년(E)	A/B	A/C	A/D	A/E
가격(원)	74,759	64,262	69,140	32,653	32,364	116.3%	108.1%	228.9%	231.0%

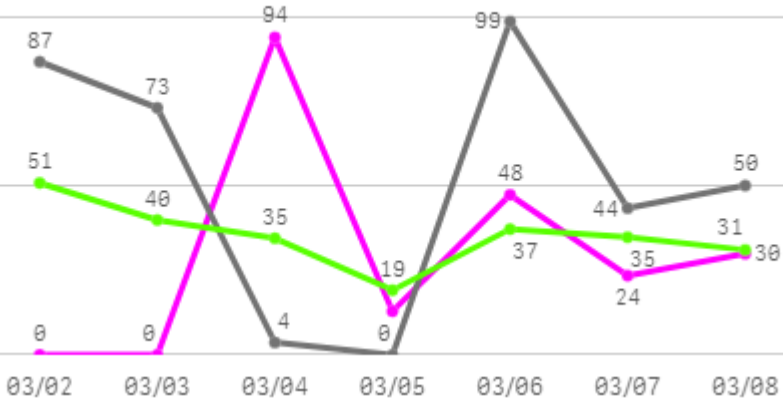
□ 사과 부사(10Kg) 주간 가격

구분	Q	품종	Q	단량	Q	특	상	보통	하
2024-03-02		사과 부사		10Kg		88,899	67,431	48,018	28,952
2024-03-04		사과 부사		10Kg		119,513	88,518	61,680	38,313
2024-03-05		사과 부사		10Kg		93,722	76,619	52,341	29,919
2024-03-06		사과 부사		10Kg		93,572	71,194	54,122	36,587
2024-03-07		사과 부사		10Kg		105,296	75,654	51,088	31,545
2024-03-08		사과 부사		10Kg		97,824	69,137	45,743	28,046
평균						99,804	74,759	52,165	32,227

배

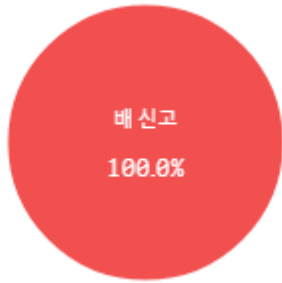
주간 반입량(톤)

◆ 2024 ● 2023 ▲ 평년

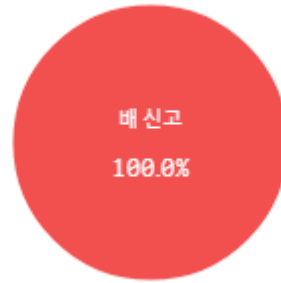


구분	금주(A)	전주(B)	전월(C)	전년(D)	평년(E)	A/B	A/C	A/D	A/E
물량(톤)	208	135	952	357	248	154.6%	21.9%	58.4%	83.8%

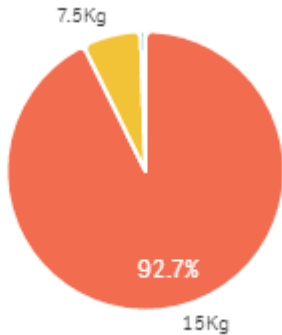
출하 품종별 거래물량 구성비



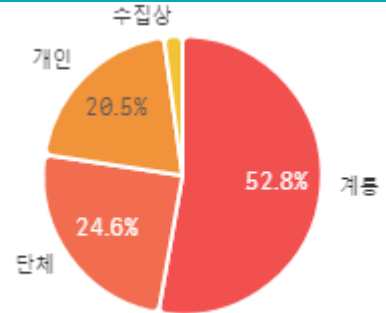
출하 품종별 거래금액 구성비



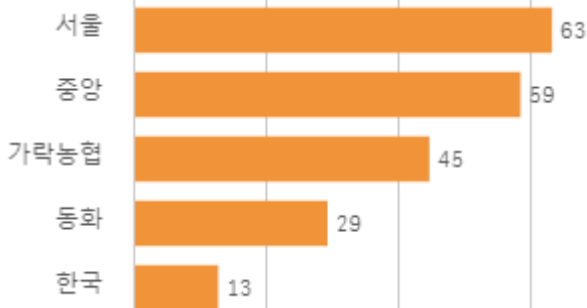
거래 단량별 물량 구성비



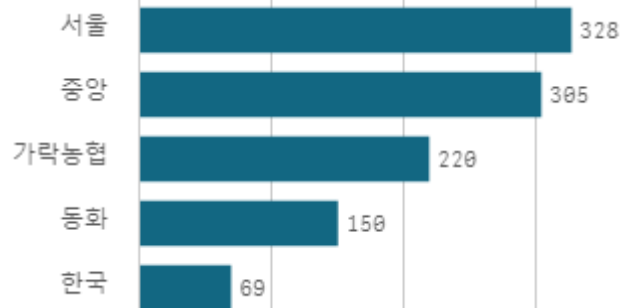
출하자별 거래물량 구성비



도매시장 법인별 거래물량(톤)

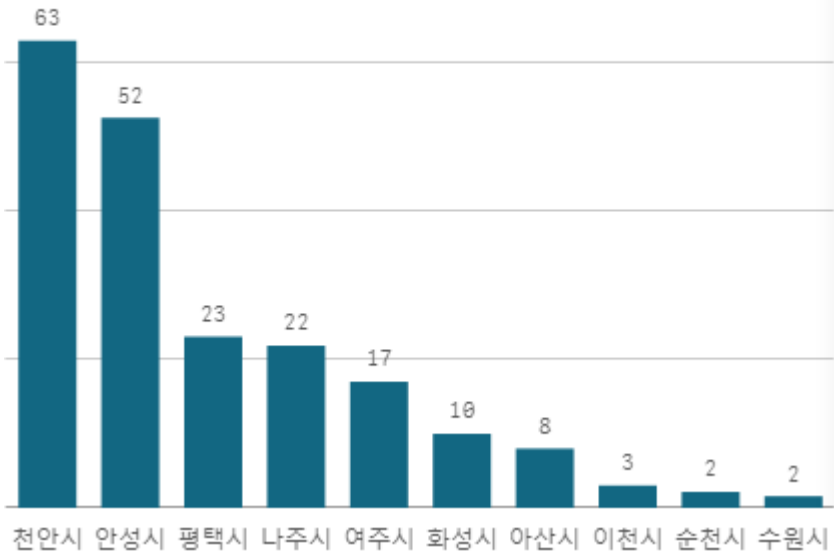


도매시장 법인별 거래금액(백만원)



배 신고(15Kg)

산지별 거래물량(톤)



출하산지(개소)

19

출하건수(전건)

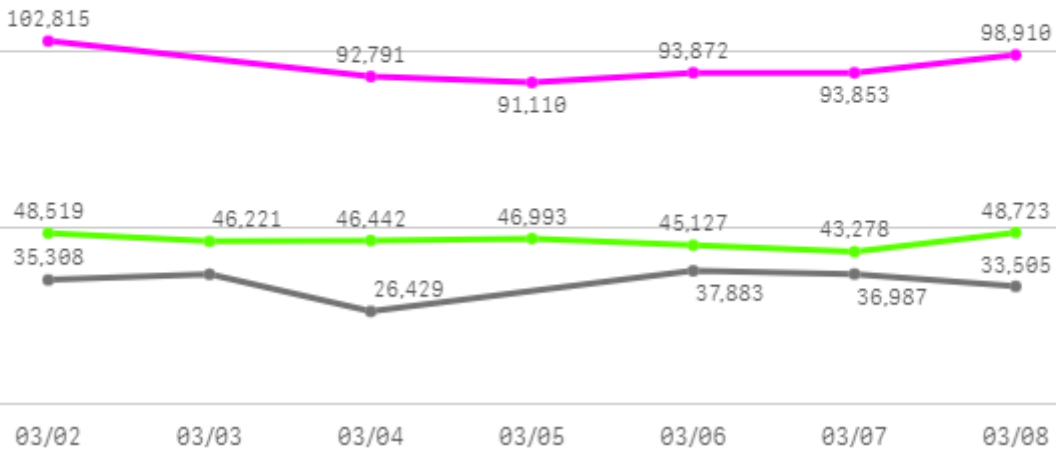
1

산지별 주출하 시군구



주간 도매가격(원)

◆ 2024 ● 2023 ▲ 평년



구분	금주(A)	전주(B)	전월(C)	전년(D)	평년(E)	A/B	A/C	A/D	A/E
가격(원)	95,559	87,397	77,632	34,501	46,539	109.3%	123.1%	277.0%	205.3%

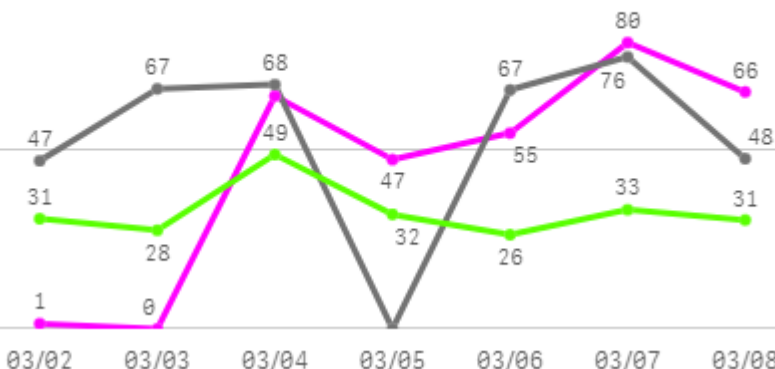
□ 배 신고(15Kg) 주간 가격

구분	Q	품종	Q	단량	Q	특	상	보통	하
2024-03-02		배 신고		15Kg		113,203	102,815	82,117	52,057
2024-03-04		배 신고		15Kg		112,567	92,791	70,995	51,579
2024-03-05		배 신고		15Kg		101,721	91,110	70,974	55,012
2024-03-06		배 신고		15Kg		108,804	93,872	69,806	39,740
2024-03-07		배 신고		15Kg		112,171	93,853	74,010	52,012
2024-03-08		배 신고		15Kg		117,670	98,910	78,425	56,323
평균						111,023	95,559	74,388	51,121

포도

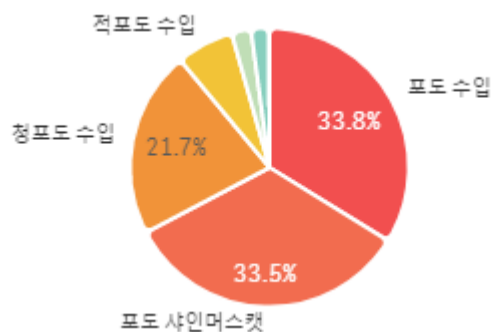
주간 반입량(톤)

◆ 2024 ● 2023 ▲ 평년

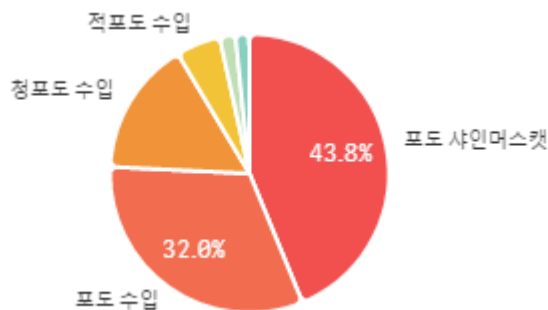


구분	금주(A)	전주(B)	전월(C)	전년(D)	평년(E)	A/B	A/C	A/D	A/E
물량(톤)	316	288	443	374	230	109.7%	71.3%	84.5%	137.4%

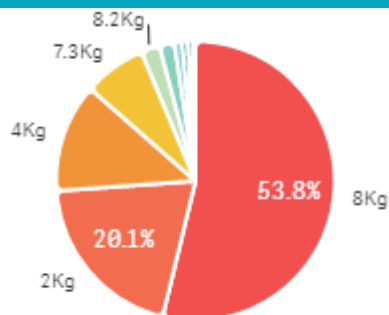
출하 품종별 거래물량 구성비



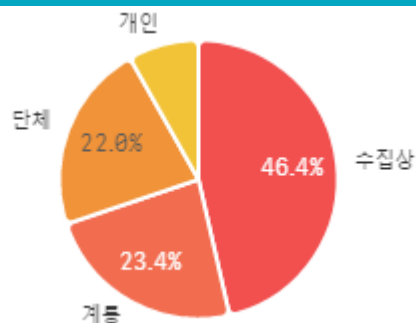
출하 품종별 거래금액 구성비



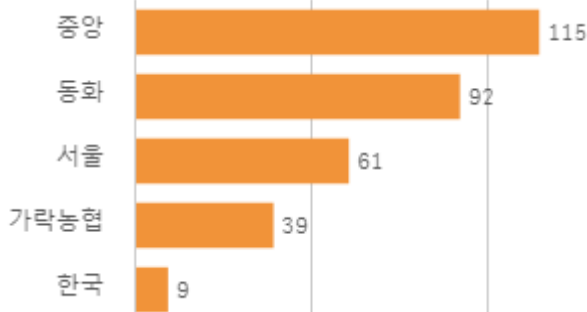
거래 단량별 물량 구성비



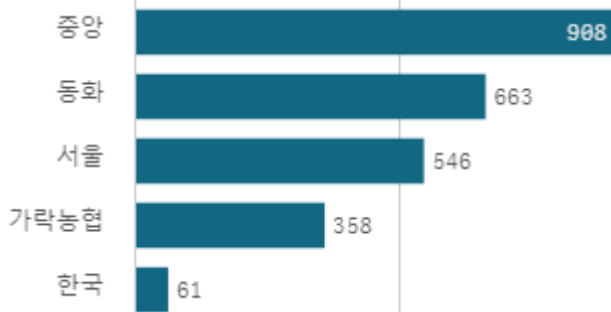
출하자별 거래물량 구성비



도매시장 법인별 거래물량(톤)

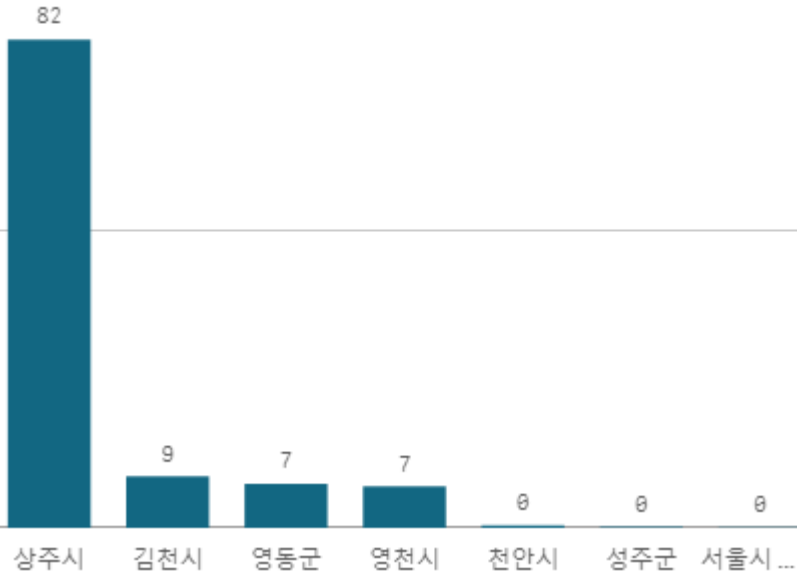


도매시장 법인별 거래금액(백만원)



포도 샤인머스캣(2Kg)

산지별 거래물량(톤)



출하산지(개소)

7

출하건수(천건)

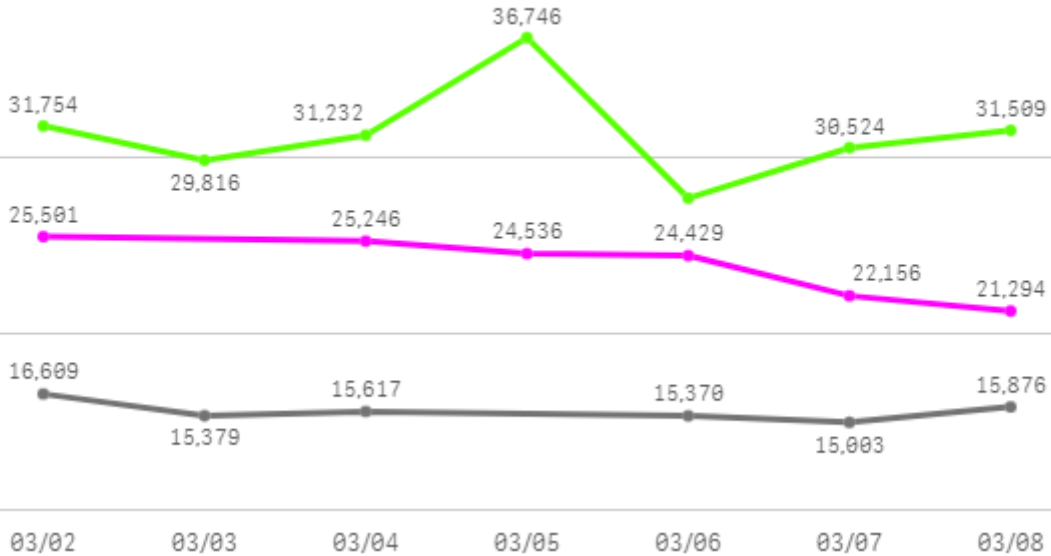
1

산지별 주출하 시군구



주간 도매가격(원)

◆ 2024 ● 2023 ▲ 평년



구분	금주(A)	전주(B)	전월(C)	전년(D)	평년(E)	A/B	A/C	A/D	A/E
가격(원)	23,860	23,520	21,957	15,642	31,274	101.4%	108.7%	152.5%	76.3%

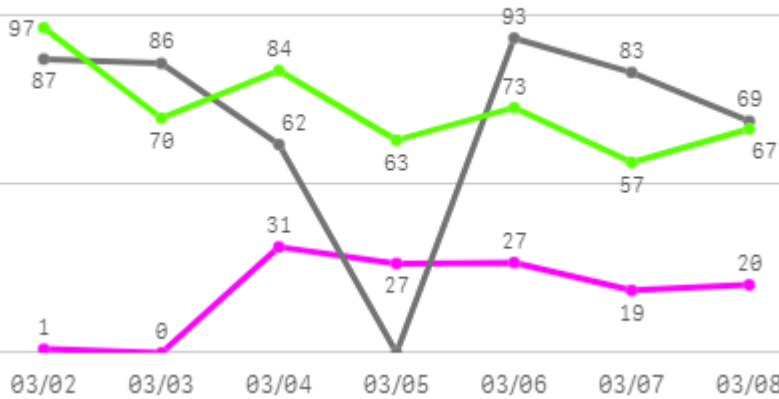
□ 포도 샤인머스켓(2Kg) 주간 가격

구분	Q	품종	Q	단량	Q	특	상	보통	하
2024-03-02		포도 샤인머스켓		2Kg		28,113	25,501	20,786	13,667
2024-03-04		포도 샤인머스켓		2Kg		30,071	25,246	20,034	14,455
2024-03-05		포도 샤인머스켓		2Kg		31,691	24,536	17,856	12,683
2024-03-06		포도 샤인머스켓		2Kg		29,875	24,429	17,898	11,954
2024-03-07		포도 샤인머스켓		2Kg		25,691	22,156	17,153	12,549
2024-03-08		포도 샤인머스켓		2Kg		25,694	21,294	15,653	12,142
평균						28,523	23,860	18,230	12,908

감귤

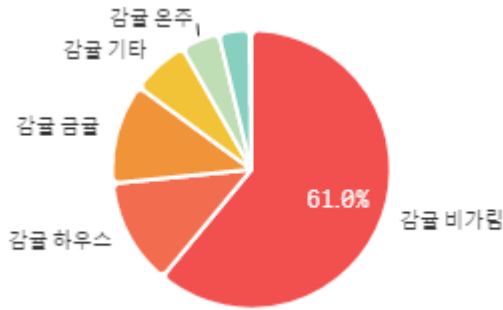
주간 반입량(톤)

◆ 2024 ● 2023 ▲ 평년

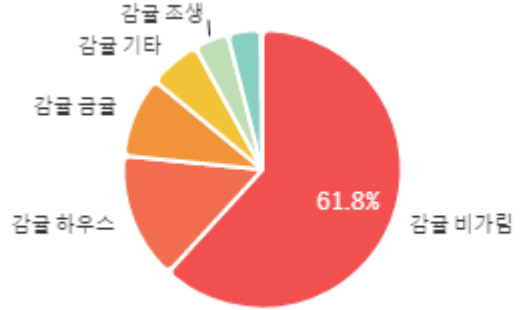


구분	금주(A)	전주(B)	전월(C)	전년(D)	평년(E)	A/B	A/C	A/D	A/E
물량(톤)	125	150	628	481	509	83.1%	19.9%	26.0%	24.5%

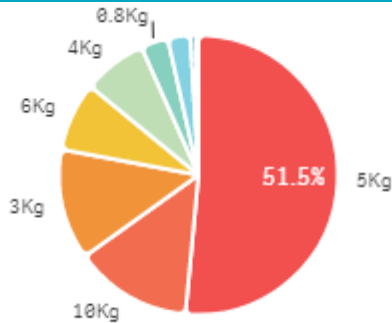
출하 품종별 거래물량 구성비



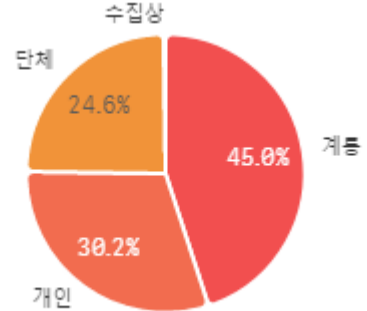
출하 품종별 거래금액 구성비



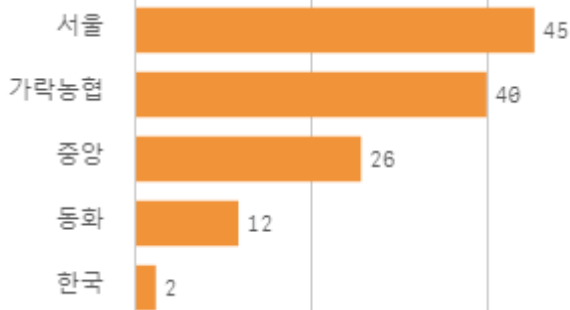
거래 단량별 물량 구성비



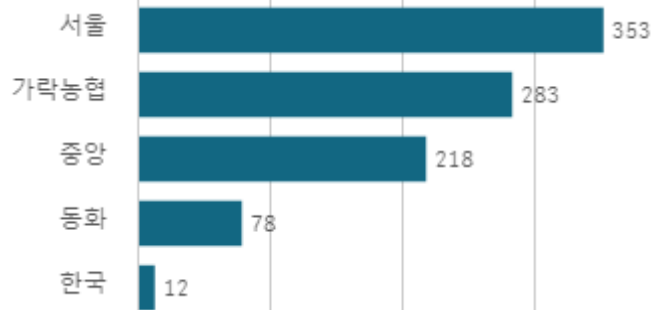
출하자별 거래물량 구성비



도매시장 법인별 거래물량(톤)

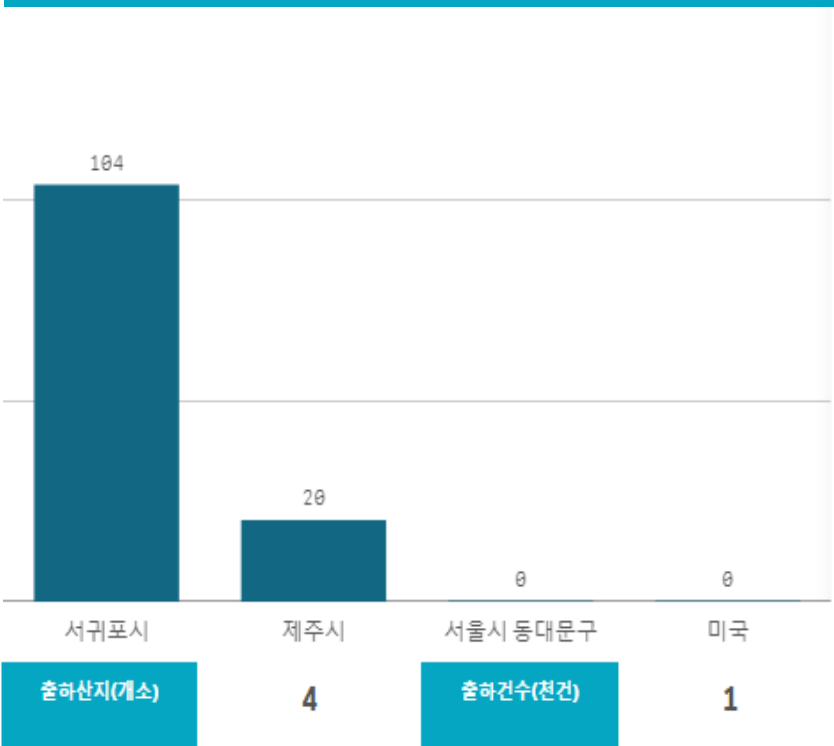


도매시장 법인별 거래금액(백만원)



감귤(3Kg)

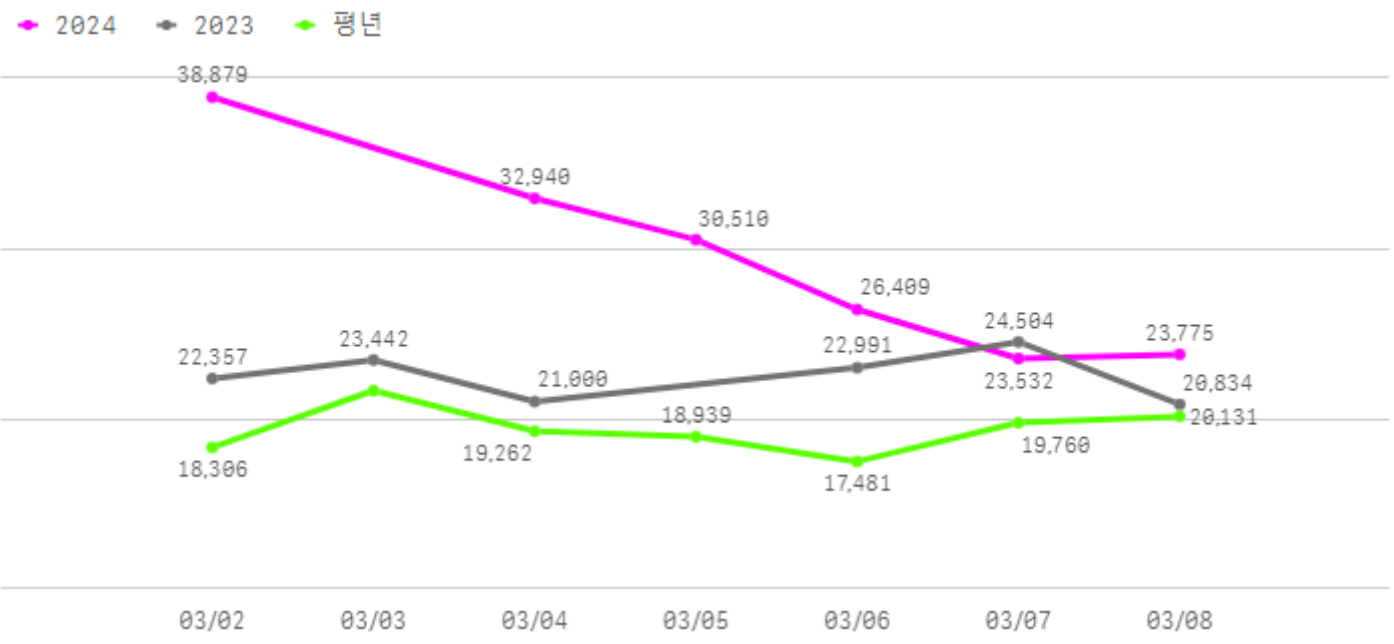
산지별 거래물량(톤)



산지별 주출하 시군구



주간 도매가격(원)



구분	금주(A)	전주(B)	전월(C)	전년(D)	평년(E)	A/B	A/C	A/D	A/E
가격(원)	29,341	37,125	32,514	22,521	19,322	79.0%	90.2%	130.3%	151.9%

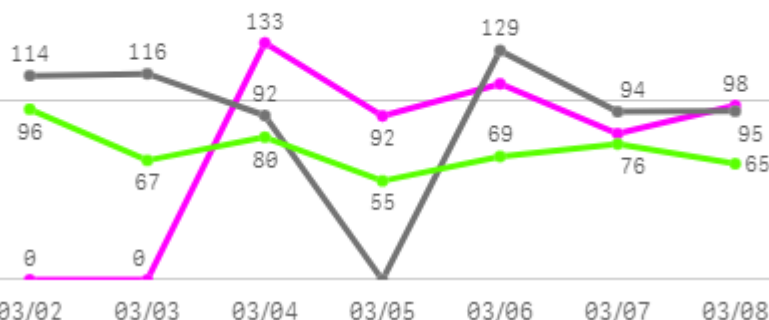
□ 감귤(3Kg) 주간 가격

구분	Q	품종	Q	단량	Q	특	상	보통	하
2024-03-02		감귤		3Kg		50,862	38,879	28,727	19,164
2024-03-04		감귤		3Kg		36,000	32,940	29,173	23,097
2024-03-05		감귤		3Kg		32,000	30,510	27,696	21,484
2024-03-06		감귤		3Kg		35,861	26,409	20,124	18,321
2024-03-07		감귤		3Kg		31,750	23,532	18,452	14,773
2024-03-08		감귤		3Kg		32,000	23,775	17,249	13,877
평균						36,412	29,341	23,570	18,453

만감

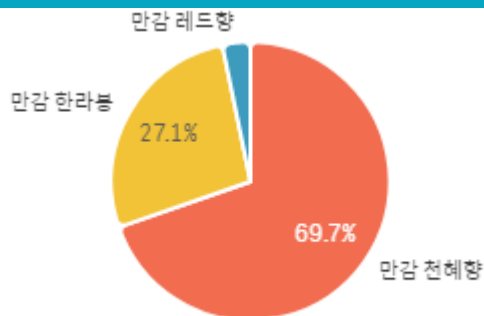
주간 반입량(톤)

◆ 2024 ● 2023 ▲ 평년

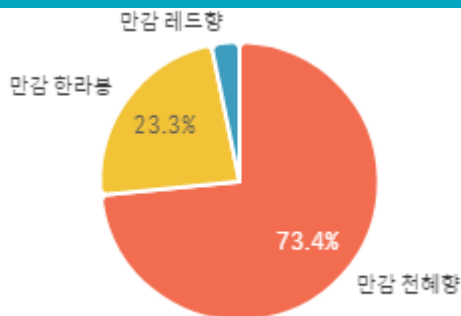


구분	금주(A)	전주(B)	전월(C)	전년(D)	평년(E)	A/B	A/C	A/D	A/E
물량(톤)	514	507	1,602	640	508	101.4%	32.1%	80.4%	101.2%

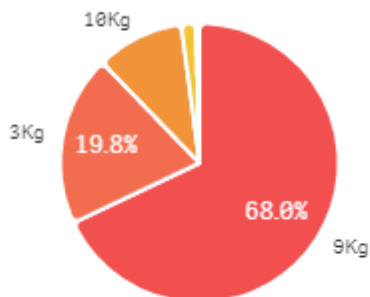
출하 품종별 거래물량 구성비



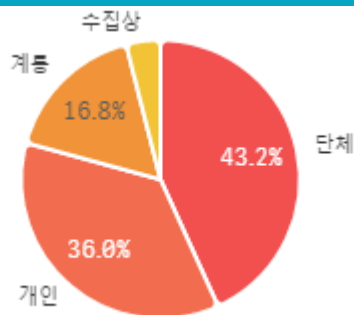
출하 품종별 거래금액 구성비



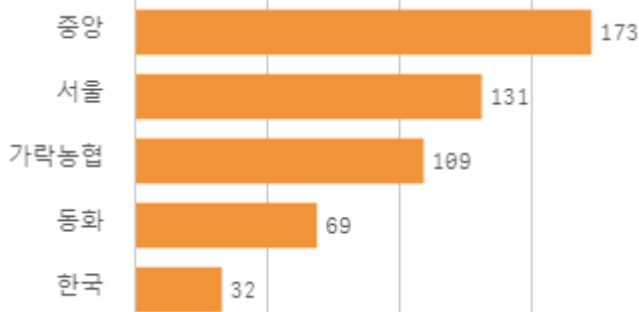
거래 단량별 물량 구성비



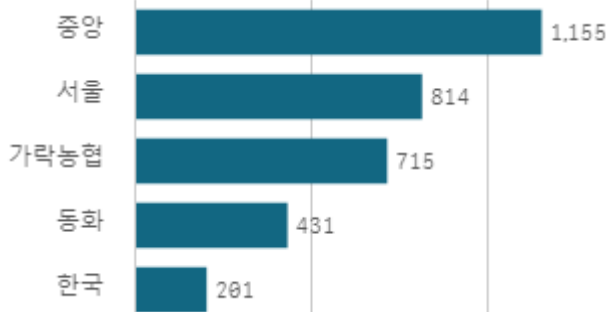
출하자별 거래물량 구성비



도매시장 법인별 거래물량(톤)

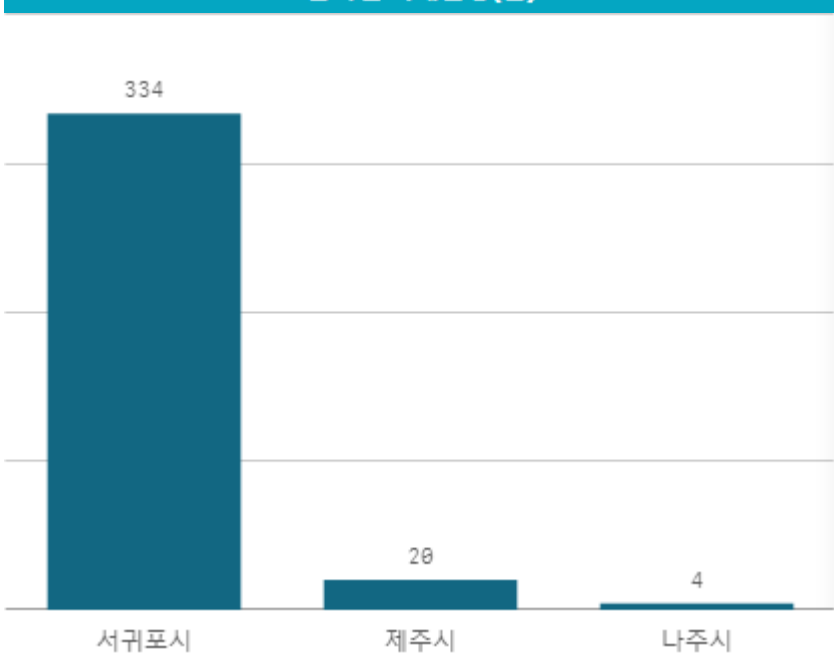


도매시장 법인별 거래금액(백만원)



만감 천혜향(3Kg)

산지별 거래물량(톤)



출하산지(개소)

3

출하건수(천건)

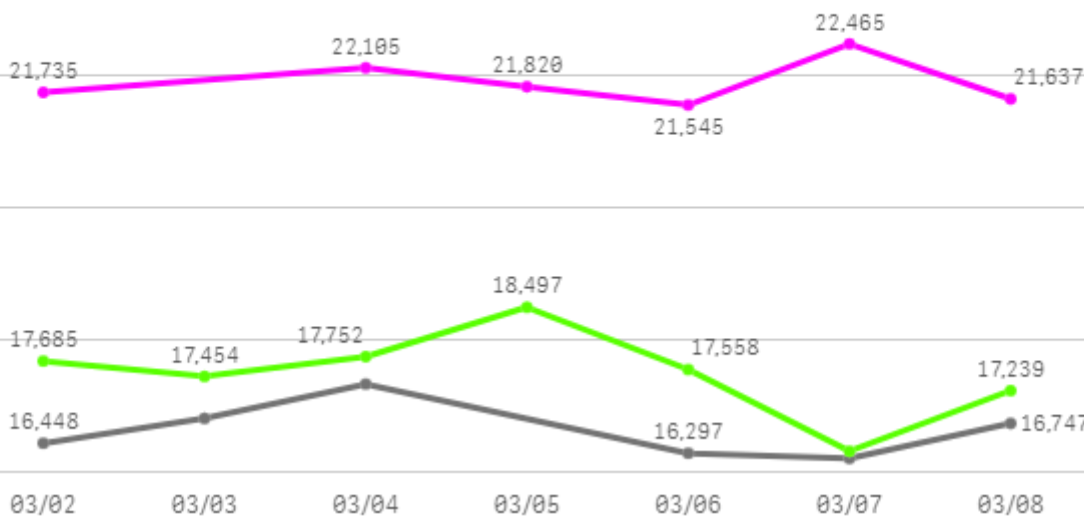
2

산지별 주출하 시군구



주간 도매가격(원)

◆ 2024 ● 2023 ◆ 평년



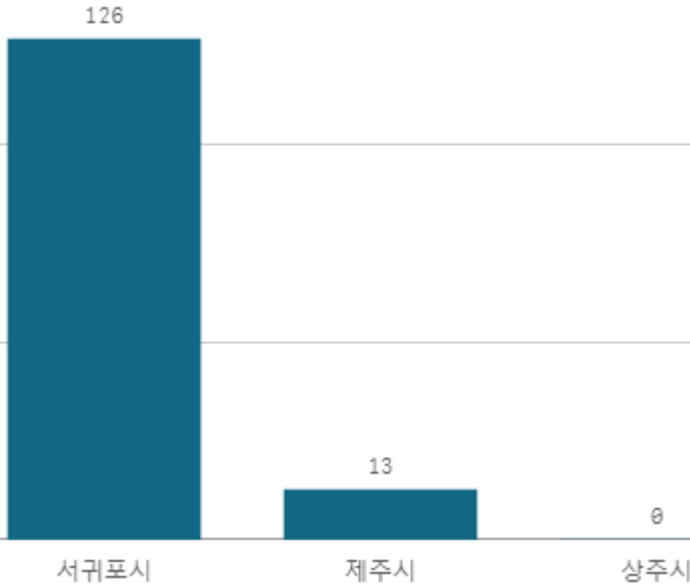
구분	금주(A)	전주(B)	전월(C)	전년(D)	평년(E)	A/B	A/C	A/D	A/E
가격(원)	21,885	21,736	24,239	16,645	17,516	100.7%	90.3%	131.5%	124.9%

□ 만감 천혜향(3Kg) 주간 가격

구분	Q	품종	Q	단량	Q	특	상	보통	하
2024-03-02		만감 천혜향		3Kg		24,131	21,735	20,665	19,633
2024-03-04		만감 천혜향		3Kg		24,169	22,105	20,470	18,648
2024-03-05		만감 천혜향		3Kg		24,398	21,820	19,978	18,349
2024-03-06		만감 천혜향		3Kg		29,104	21,545	20,253	19,386
2024-03-07		만감 천혜향		3Kg		27,727	22,465	20,077	18,236
2024-03-08		만감 천혜향		3Kg		23,000	21,637	20,780	19,431
평균						25,422	21,885	20,371	18,947

만감 한라봉(3Kg)

산지별 거래물량(톤)



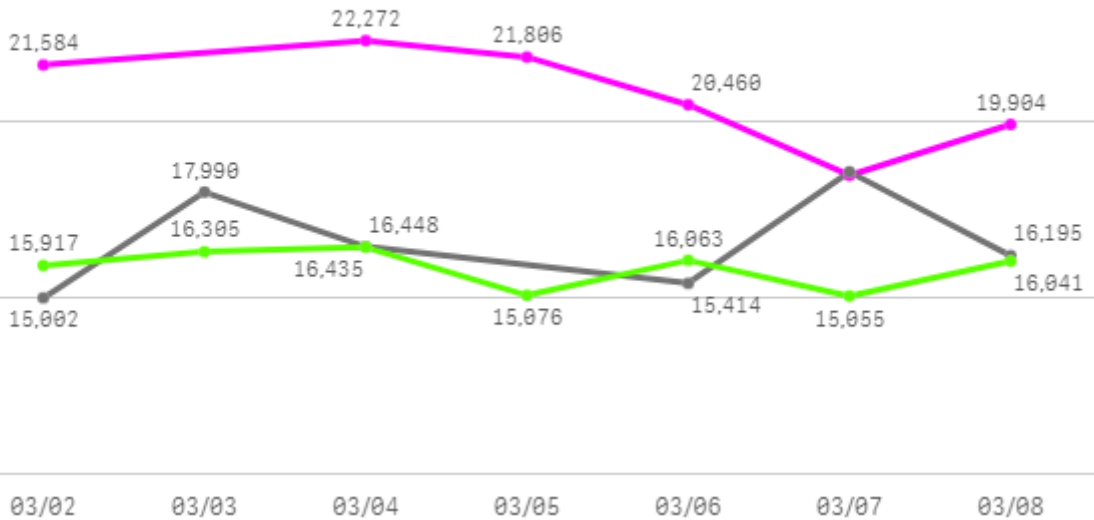
산지별 주출하 시군구



출하산지(개소) **3** 출하건수(전건) **1**

주간 도매가격(원)

◆ 2024 ● 2023 ◆ 평년



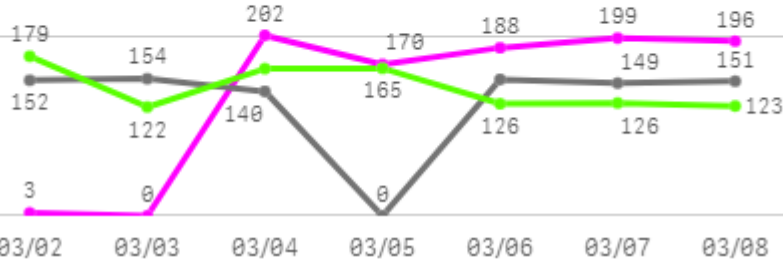
구분	금주(A)	전주(B)	전월(C)	전년(D)	평년(E)	A/B	A/C	A/D	A/E
가격(원)	20,749	20,756	22,869	16,602	15,864	100.0%	90.7%	125.0%	130.8%

□ 만감 한라봉(3Kg) 주간 가격

구분	Q	품종	Q	단량	Q	특	상	보통	하
2024-03-02		만감 한라봉		3Kg		23,463	21,584	19,088	16,928
2024-03-04		만감 한라봉		3Kg		24,400	22,272	19,458	15,321
2024-03-05		만감 한라봉		3Kg		26,965	21,806	17,661	14,613
2024-03-06		만감 한라봉		3Kg		24,097	20,460	17,974	15,339
2024-03-07		만감 한라봉		3Kg		21,463	18,465	15,142	12,992
2024-03-08		만감 한라봉		3Kg		25,085	19,904	16,686	14,917
평균						24,246	20,749	17,668	15,018

주간 반입량(톤)

◆ 2024 ● 2023 ▲ 평년



구분	금주(A)	전주(B)	전월(C)	전년(D)	평년(E)	A/B	A/C	A/D	A/E
물량(톤)	959	1,135	1,112	898	1,007	84.5%	86.2%	106.8%	95.3%

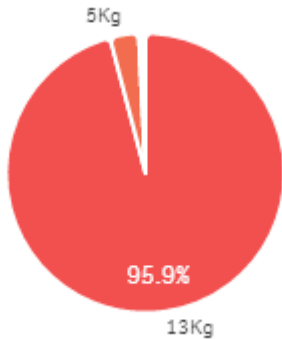
출하 품종별 거래물량 구성비



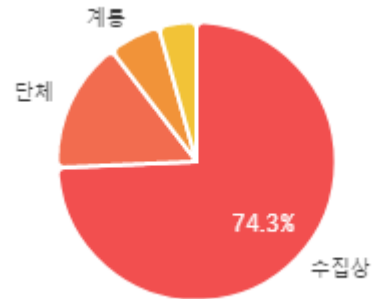
출하 품종별 거래금액 구성비



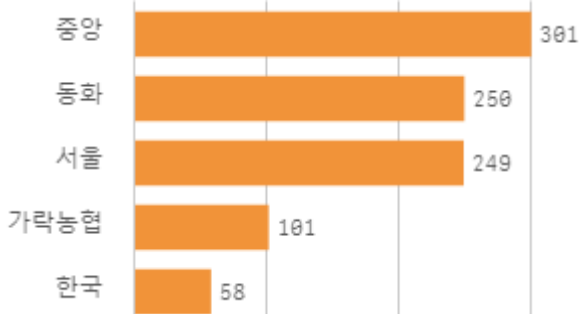
거래 단량별 물량 구성비



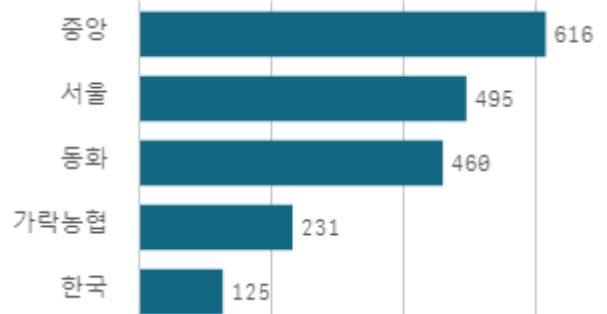
출하자별 거래물량 구성비



도매시장 법인별 거래물량(톤)

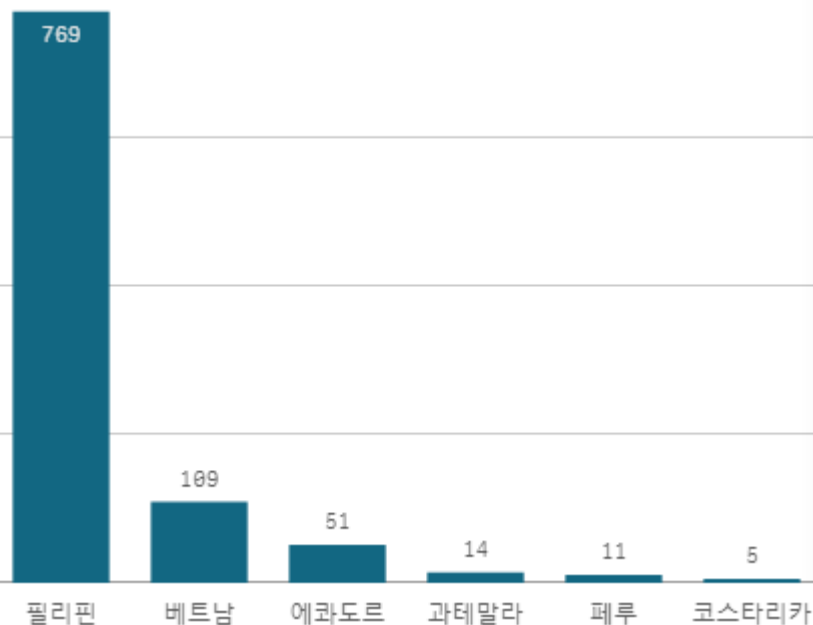


도매시장 법인별 거래금액(백만원)

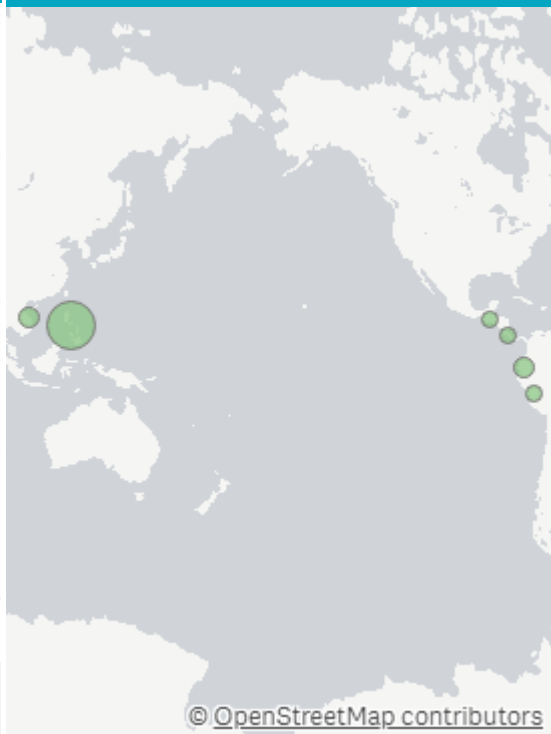


바나나 수입(13Kg)

산지별 거래물량(톤)



산지별 주출하 시군구



출하산지(개소)

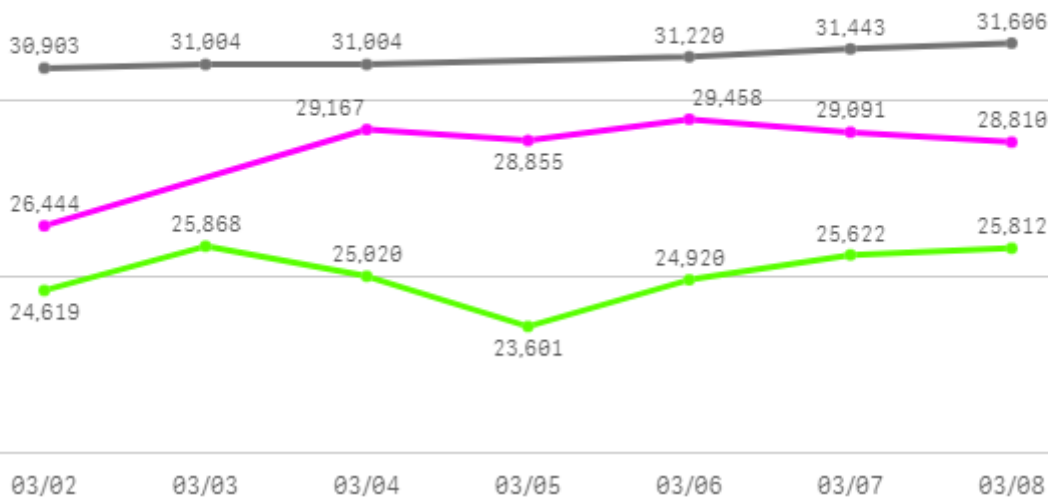
6

출하건수(천건)

2

주간 도매가격(원)

◆ 2024 ● 2023 ▲ 평년



구분	금주(A)	전주(B)	전월(C)	전년(D)	평년(E)	A/B	A/C	A/D	A/E
가격(원)	28,638	28,089	28,042	31,197	25,049	102.0%	102.1%	91.8%	114.3%

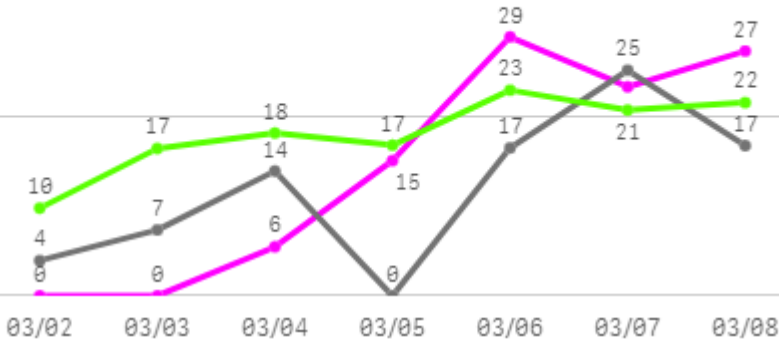
□ 바나나 수입(13Kg) 주간 가격

구분	Q	품종	Q	단량	Q	특	상	보통	하
2024-03-02		바나나 수입		13Kg		28,077	26,444	21,302	10,000
2024-03-04		바나나 수입		13Kg		35,415	29,167	26,606	25,000
2024-03-05		바나나 수입		13Kg		35,536	28,855	26,139	15,661
2024-03-06		바나나 수입		13Kg		34,063	29,458	26,030	15,363
2024-03-07		바나나 수입		13Kg		34,653	29,091	24,519	12,445
2024-03-08		바나나 수입		13Kg		34,392	28,810	26,627	24,722
평균						33,689	28,638	25,204	17,199

고등어

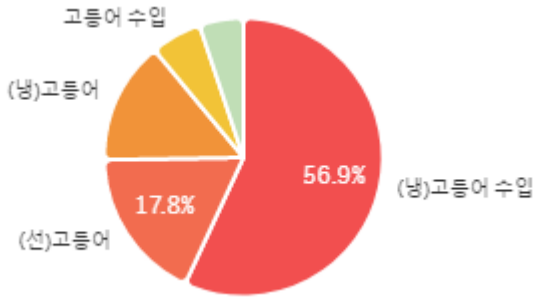
주간 반입량(톤)

◆ 2024 ● 2023 ▲ 평년

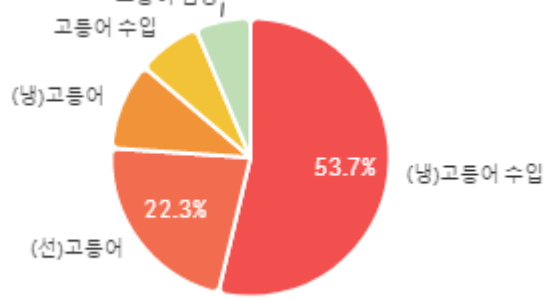


구분	금주(A)	전주(B)	전월(C)	전년(D)	평년(E)	A/B	A/C	A/D	A/E
물량(톤)	101	110	266	84	127	91.4%	37.8%	119.6%	79.2%

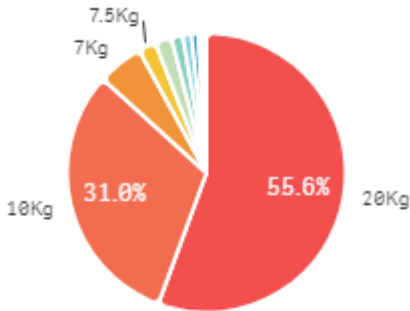
출하 품종별 거래물량 구성비



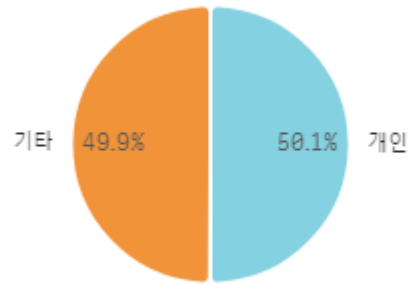
출하 품종별 거래금액 구성비




거래 단량별 물량 구성비




출하자별 거래물량 구성비



도매시장 법인별 거래물량(톤)

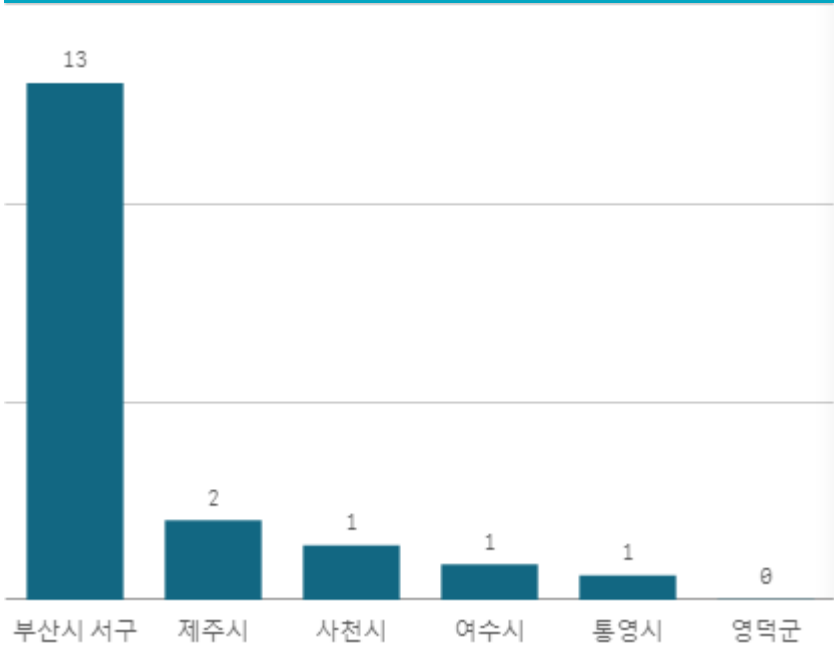


도매시장 법인별 거래금액(백만원)



(선)고등어(10Kg)

산지별 거래물량(톤)



출하산지(개소)

6

출하건수(천건)

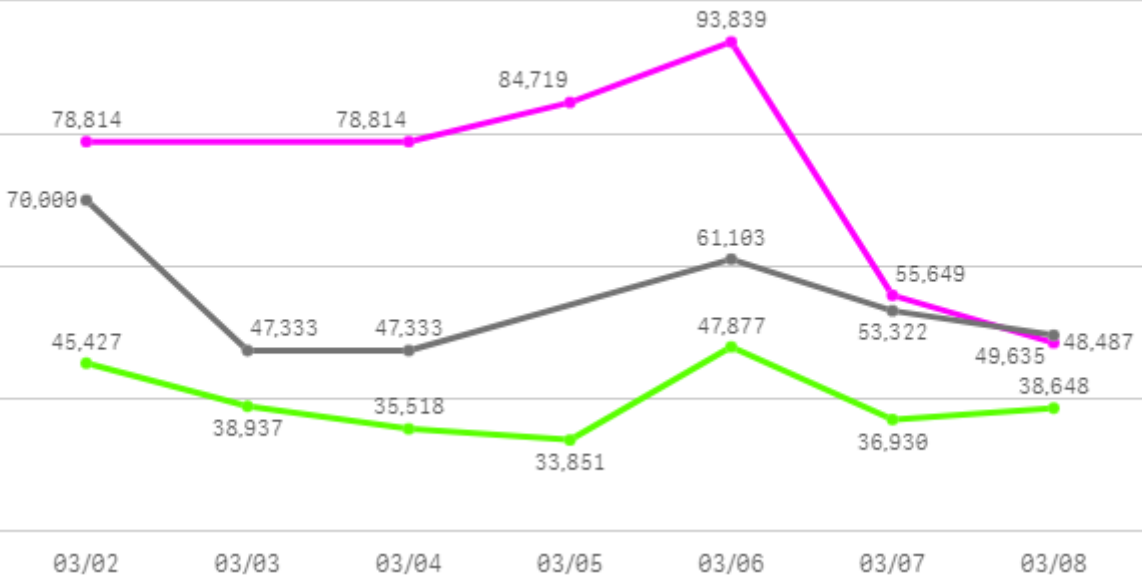
0

산지별 주출하 시군구



주간 도매가격(원)

◆ 2024 ● 2023 ▲ 평년



구분	금주(A)	전주(B)	전월(C)	전년(D)	평년(E)	A/B	A/C	A/D	A/E
가격(원)	73,387	54,294	42,291	54,788	39,657	135.2%	173.5%	133.9%	185.1%

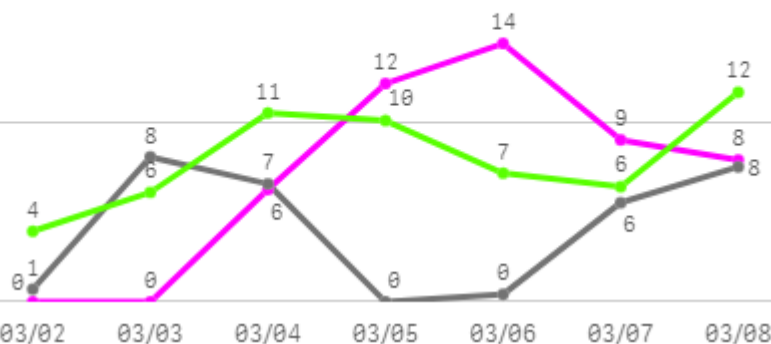
□ (선)고등어(10Kg) 주간 가격

구분	Q	품종	Q	단량	Q	특	상	보통	하
2024-03-02		(선)고등어		10Kg		-	78,814	43,849	34,779
2024-03-04		(선)고등어		10Kg		-	78,814	43,849	34,779
2024-03-05		(선)고등어		10Kg		-	84,719	40,941	31,000
2024-03-06		(선)고등어		10Kg		-	93,839	44,998	29,972
2024-03-07		(선)고등어		10Kg		-	55,649	31,893	22,540
2024-03-08		(선)고등어		10Kg		-	48,487	37,624	30,816
평균						-	73,387	40,526	30,648

명태

주간 반입량(톤)

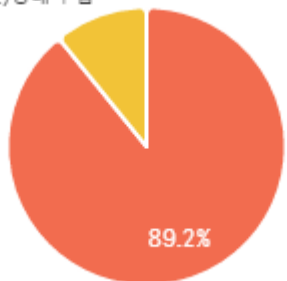
◆ 2024 ● 2023 ▲ 평년



구분	금주(A)	전주(B)	전월(C)	전년(D)	평년(E)	A/B	A/C	A/D	A/E
물량(톤)	50	60	85	29	56	83.1%	59.1%	172.7%	89.0%

출하 품종별 거래물량 구성비

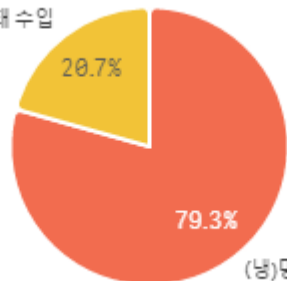
(선)명태 수입



(냉)명태 수입

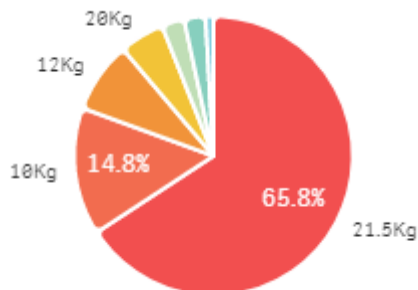
출하 품종별 거래금액 구성비

(선)명태 수입

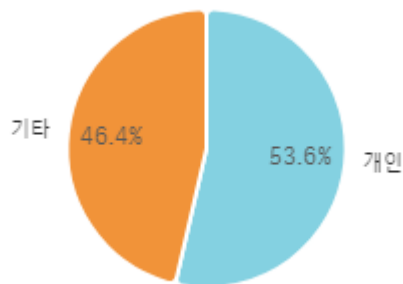


(냉)명태 수입

거래 단량별 물량 구성비




출하자별 거래물량 구성비



도매시장 법인별 거래물량(톤)

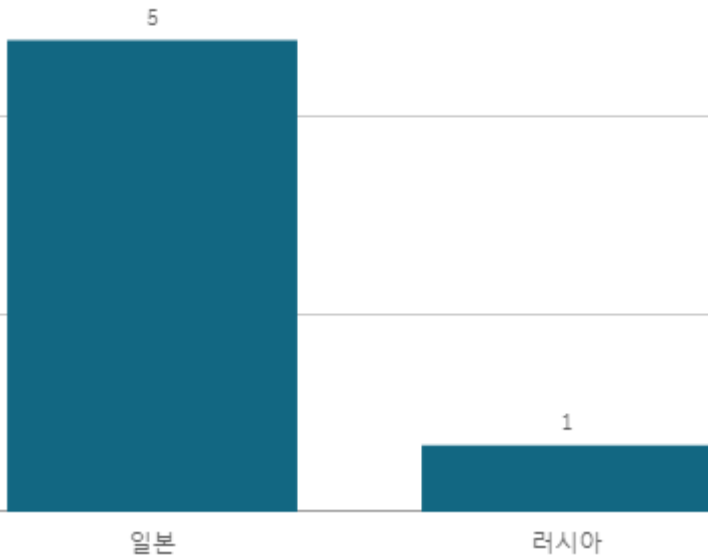


도매시장 법인별 거래금액(백만원)



(선)명태 수입(10Kg)

산지별 거래물량(톤)

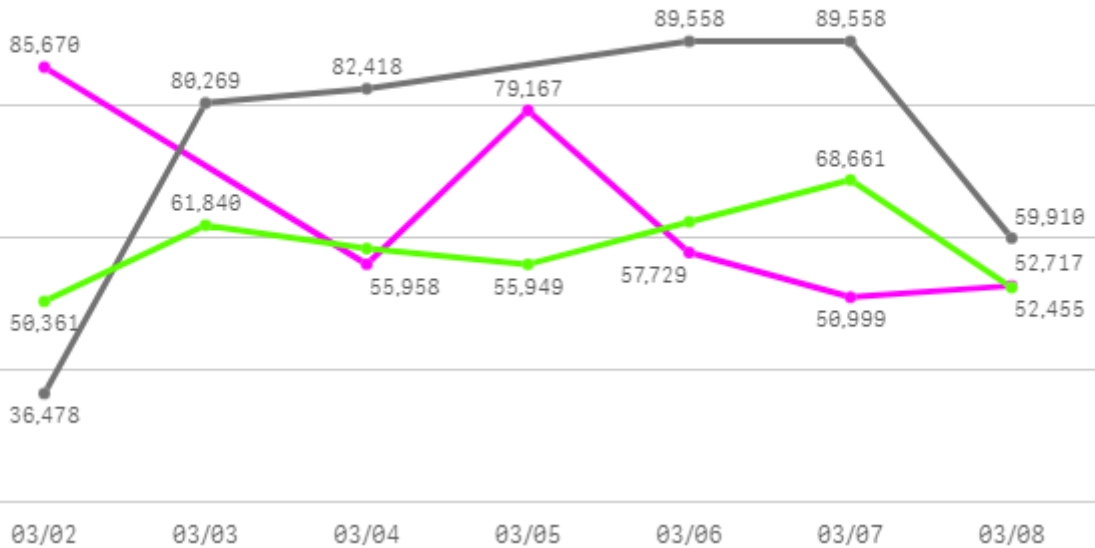


산지별 주출하 시군구



주간 도매가격(원)

◆ 2024 ● 2023 ◆ 평년



구분	금주(A)	전주(B)	전월(C)	전년(D)	평년(E)	A/B	A/C	A/D	A/E
가격(원)	63,707	68,845	59,271	73,032	58,285	92.5%	107.5%	87.2%	109.3%

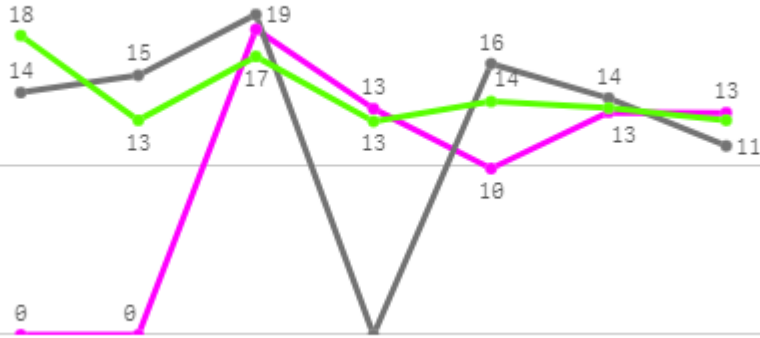
□ (선)명태 수입(10Kg) 주간 가격

구분	Q	품종	Q	단량	Q	특	상	보통	하
2024-03-02		(선)명태 수입		10Kg		-	85,670	60,284	-
2024-03-04		(선)명태 수입		10Kg		-	55,958	48,649	-
2024-03-05		(선)명태 수입		10Kg		-	79,167	79,167	-
2024-03-06		(선)명태 수입		10Kg		-	57,729	47,562	-
2024-03-07		(선)명태 수입		10Kg		-	50,999	44,805	-
2024-03-08		(선)명태 수입		10Kg		-	52,717	39,815	-
평균						-	63,707	53,380	-

종합

주간 반입량(톤)

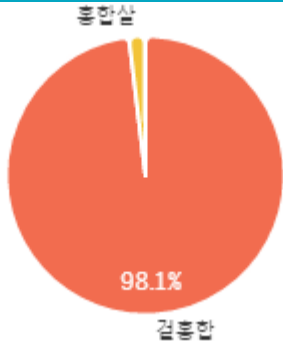
◆ 2024 ● 2023 ▲ 평년



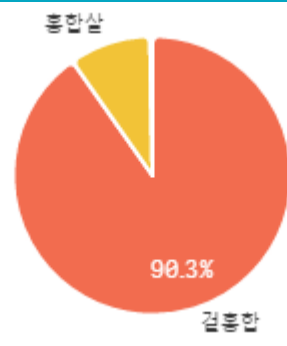
03/02 03/03 03/04 03/05 03/06 03/07 03/08

구분	금주(A)	전주(B)	전월(C)	전년(D)	평년(E)	A/B	A/C	A/D	A/E
물량(톤)	68	90	100	90	100	75.1%	68.0%	75.2%	68.0%

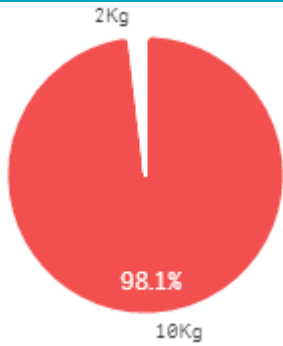
출하 품종별 거래물량 구성비



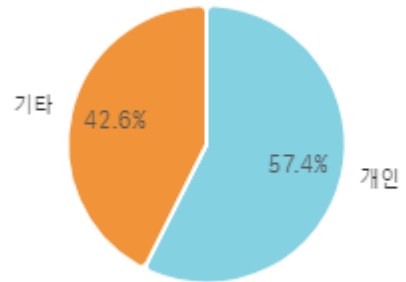
출하 품종별 거래금액 구성비




거래 단량별 물량 구성비



출하자별 거래물량 구성비



도매시장 법인별 거래물량(톤)

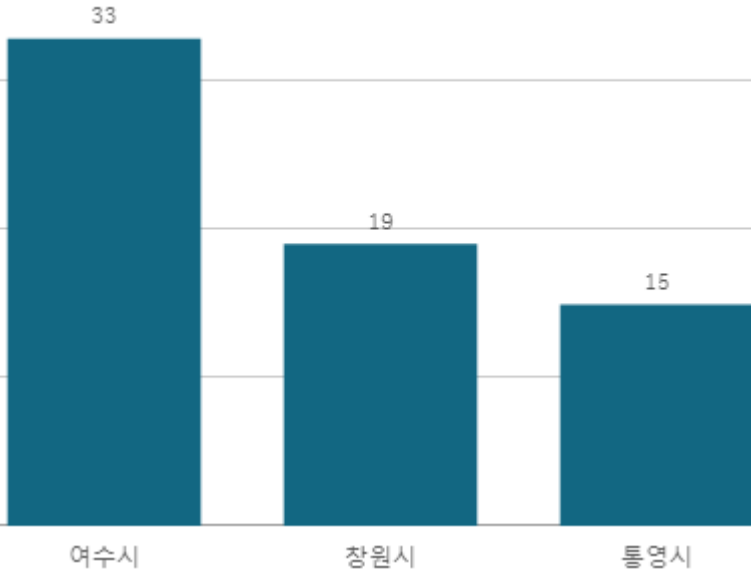


도매시장 법인별 거래금액(백만원)



겉홍합(10Kg)

산지별 거래물량(톤)



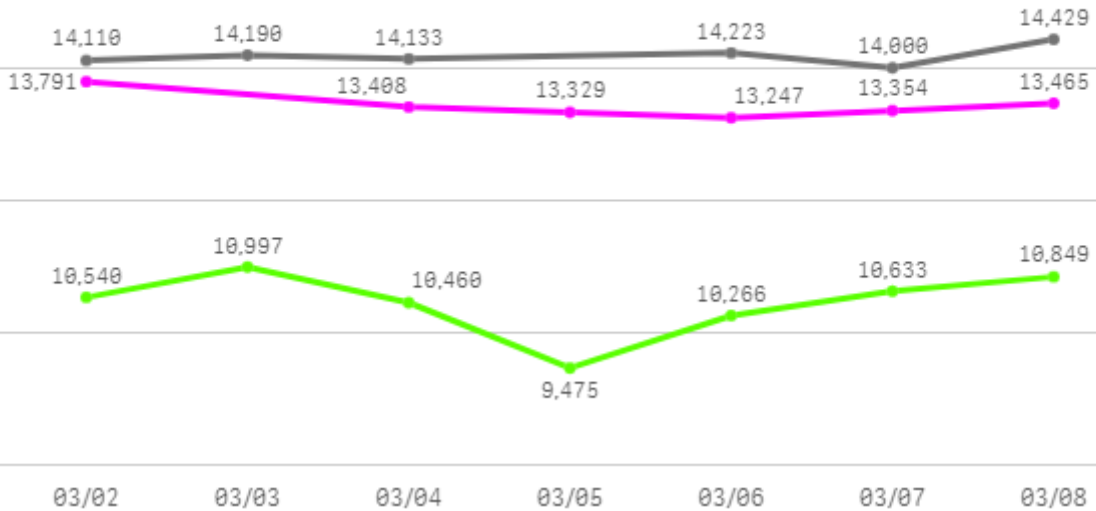
산지별 주출하 시군구



출하산지(개소)	3	출하건수(전건)	1
----------	---	----------	---

주간 도매가격(원)

◆ 2024 ● 2023 ▲ 평년



구분	금주(A)	전주(B)	전월(C)	전년(D)	평년(E)	A/B	A/C	A/D	A/E
가격(원)	13,432	13,482	13,423	14,181	10,463	99.6%	100.1%	94.7%	128.4%

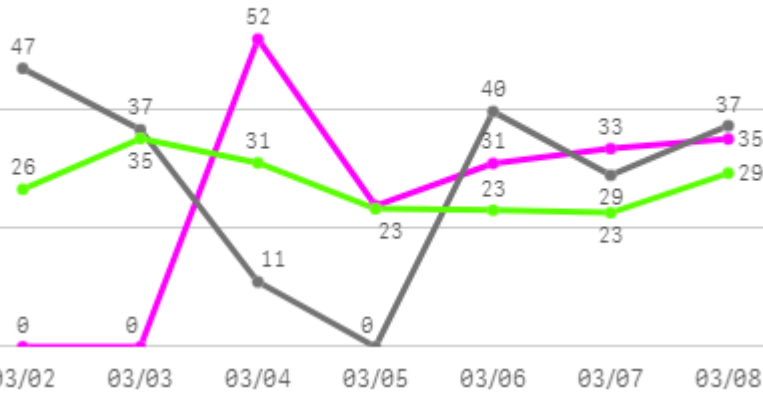
□ 곁홍합(10Kg) 주간 가격

구분	Q	품종	Q	단량	Q	특	상	보통	하
2024-03-02		곁홍합		10Kg		-	13,791	12,800	11,444
2024-03-04		곁홍합		10Kg		-	13,408	12,733	10,046
2024-03-05		곁홍합		10Kg		-	13,329	12,206	7,916
2024-03-06		곁홍합		10Kg		-	13,247	12,286	11,454
2024-03-07		곁홍합		10Kg		-	13,354	12,076	10,548
2024-03-08		곁홍합		10Kg		-	13,465	12,407	8,847
평균						-	13,432	12,418	10,043

건멸치

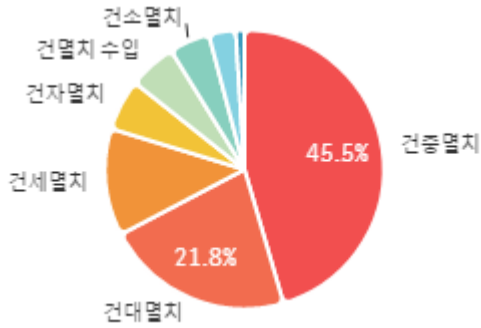
주간 반입량(톤)

2024 2023 평년

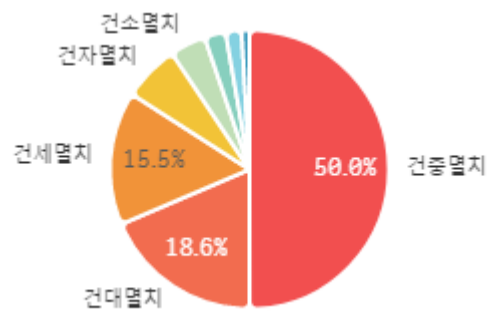


구분	금주(A)	전주(B)	전월(C)	전년(D)	평년(E)	A/B	A/C	A/D	A/E
물량(톤)	175	71	100	200	190	244.9%	174.2%	87.3%	91.7%

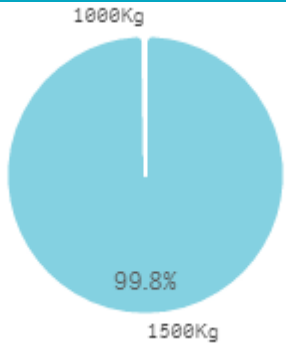
출하 품종별 거래물량 구성비



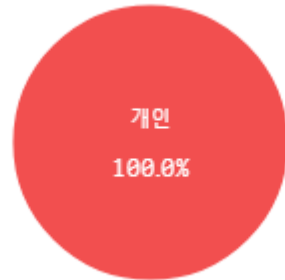
출하 품종별 거래금액 구성비



거래 단량별 물량 구성비



출하자별 거래물량 구성비



도매시장 법인별 거래물량(톤)

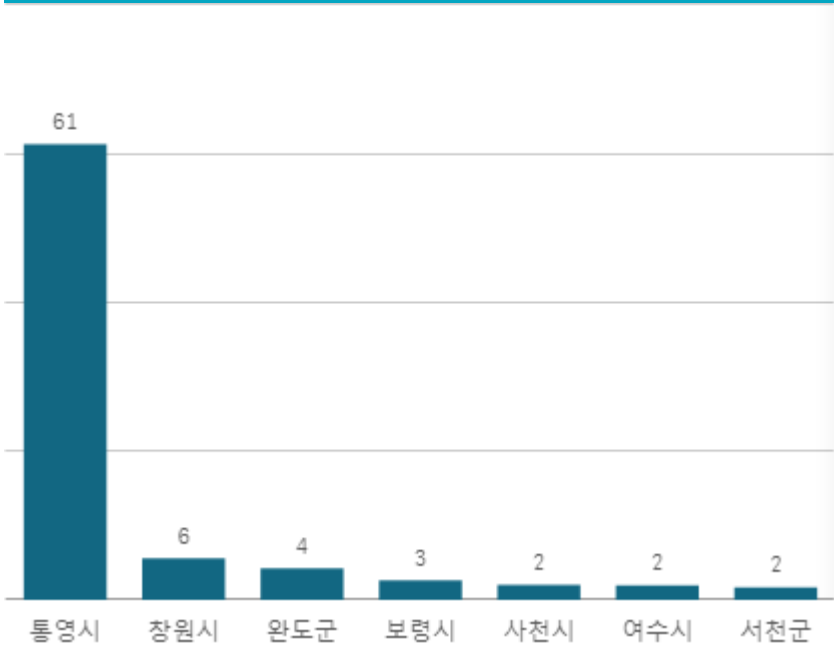


도매시장 법인별 거래금액(백만원)



건종멸치(1.5Kg)

산지별 거래물량(톤)



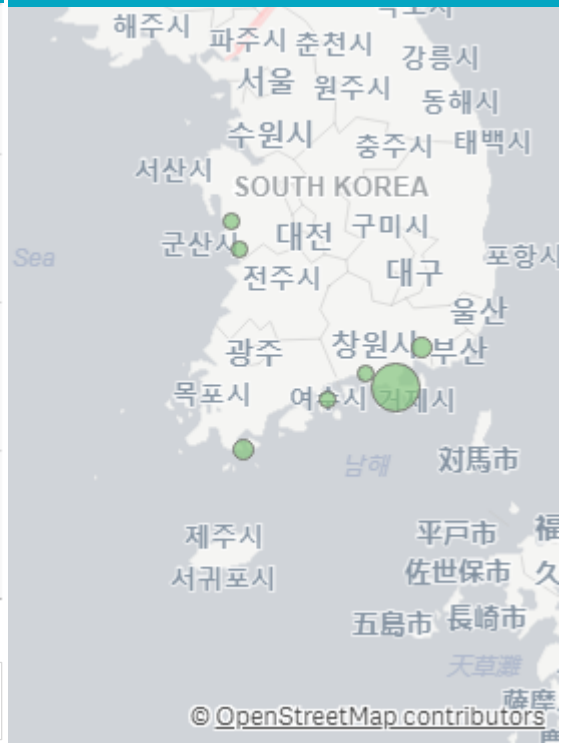
출하산지(개소)

7

출하건수(천건)

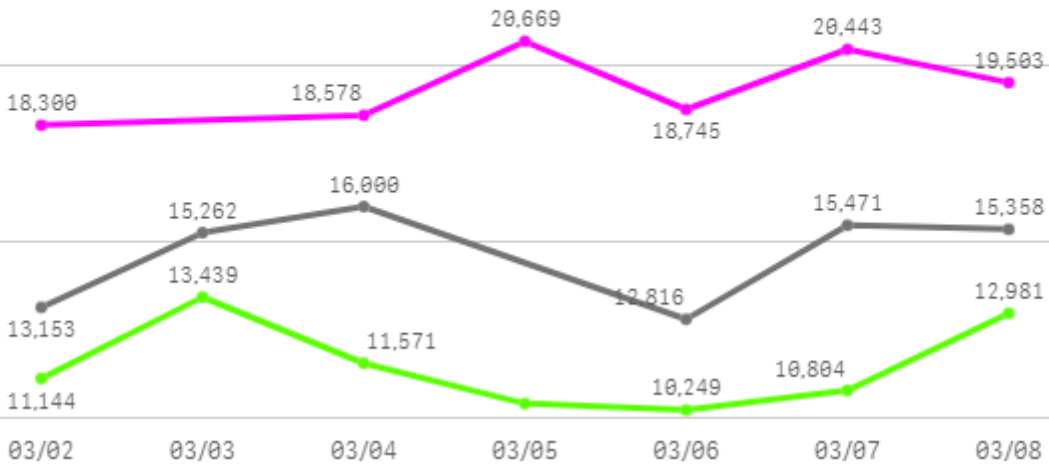
0

산지별 주출하 시군구



주간 도매가격(원)

◆ 2024 ● 2023 ▲ 평년



구분	금주(A)	전주(B)	전월(C)	전년(D)	평년(E)	A/B	A/C	A/D	A/E
가격(원)	19,373	18,511	14,735	14,677	11,507	104.7%	131.5%	132.0%	168.4%

□ 건중멸치(1.5Kg) 주간 가격

구분	Q	품종	Q	단량	Q	특	상	보통	하
2024-03-02		건중멸치		1.5Kg		-	18,300	14,720	14,500
2024-03-04		건중멸치		1.5Kg		-	18,578	14,331	11,653
2024-03-05		건중멸치		1.5Kg		-	20,669	16,680	12,582
2024-03-06		건중멸치		1.5Kg		-	18,745	14,259	12,454
2024-03-07		건중멸치		1.5Kg		-	20,443	18,457	14,536
2024-03-08		건중멸치		1.5Kg		-	19,503	16,762	13,065
평균						-	19,373	15,868	13,132