

---

2024년 가락시장

# 주요 품목 주간 거래동향

---

4월 2주차 주요 동향

[2024. 4.6. ~ 4.12.]



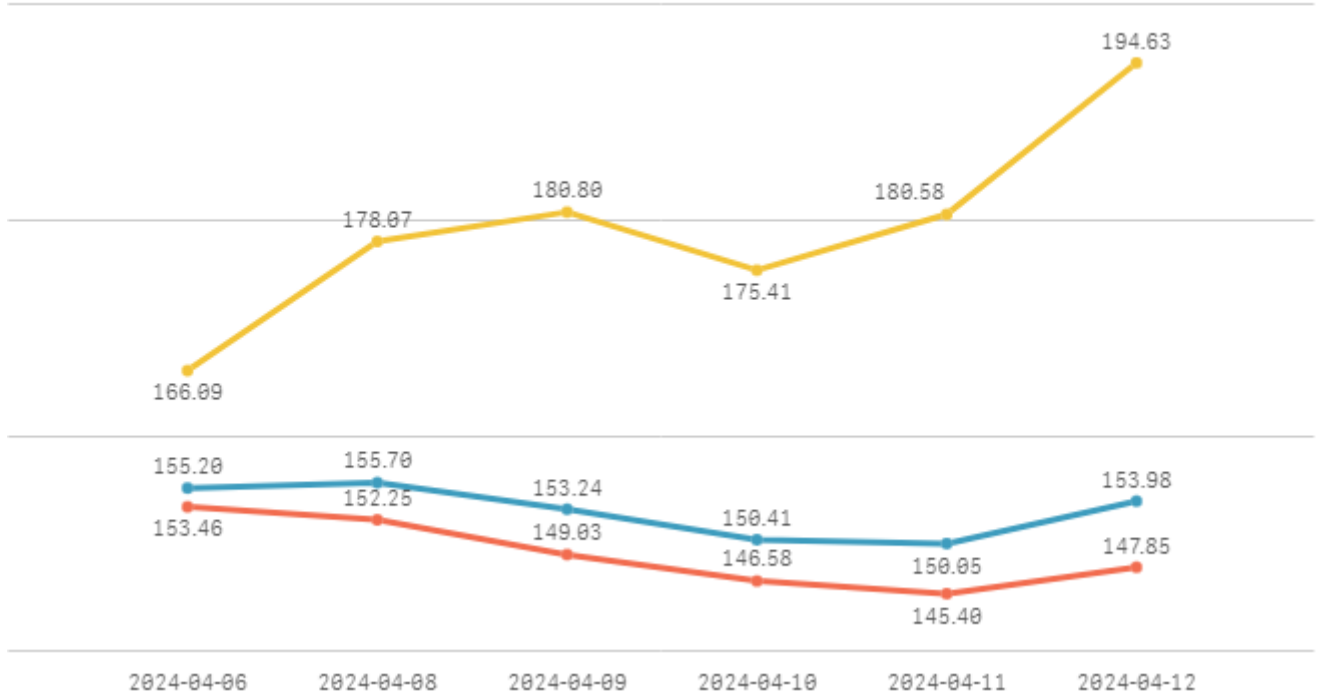
서울특별시농수산물공사

[데이터전략팀]

# 1. 주간 표준지수

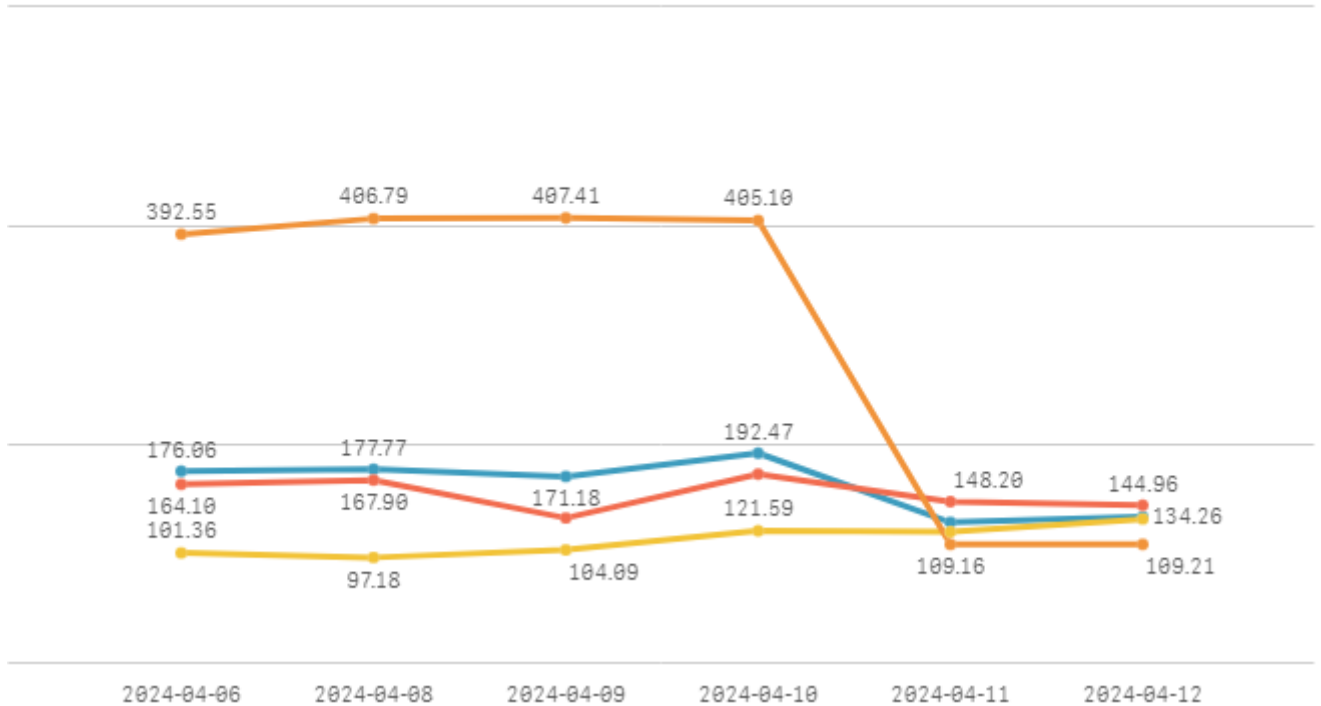
## □ 청과부류

합계    채소계    과일계



## □ 수산부류

합계    생선류    조개류    건어류



## 2. 주요 품목 주간 거래동향

### 주요 품목(종) 주간동향 (2024.04.06 ~ 04.12)

품종 단위	Q	금주평균	전주평균	전월평균	전년평균	5년평균 가격	전주대비	전월대비	전년대비	5년평균 대비
배 신고(15키로상자)		109,249	100,674	98,058	34,634	47,412	9% ▲	11% ▲	215% ▲	130% ▲
사과 미시마(10키로상자)		87,325	87,867	84,516	39,297	37,079	-1% ▼	3% ▲	122% ▲	136% ▲
담근(20키로상자)		76,365	74,080	49,864	45,496	35,149	3% ▲	53% ▲	68% ▲	117% ▲
잡외(일반)(10키로상자)		76,189	90,483	82,137	71,393	60,724	-16% ▼	-7% ▼	7% ▲	25% ▲
사과 부사(10키로상자)		75,809	74,428	69,571	38,328	34,147	2% ▲	9% ▲	98% ▲	122% ▲
감자 수미(20키로상자)		64,832	86,573	74,967	77,323	55,723	-25% ▼	-14% ▼	-16% ▼	16% ▲
청양고추(10키로상자)		58,174	75,293	160,960	40,674	33,339	-23% ▼	-64% ▼	43% ▲	74% ▲
백다다기오이(100개)		57,376	66,910	89,451	43,902	36,390	-14% ▼	-36% ▼	31% ▲	58% ▲
(선)명태 수입(10키로상자)		56,585	52,947	58,958	42,504	57,675	7% ▲	-4% ▼	33% ▲	-2% ▼
오이맛고추(10키로상자)		44,904	49,369	93,150	43,985	31,539	-9% ▼	-52% ▼	2% ▲	42% ▲
감자 두백(20키로상자)		42,044	43,421	40,331	59,145	42,096	-3% ▼	4% ▲	-29% ▼	-0% ▼
쪽파(10키로상자)		37,786	39,408	58,211	27,405	25,118	-4% ▼	-35% ▼	38% ▲	50% ▲
호박밤 고구마(10키로상자)		31,228	32,433	31,677	24,283	30,087	-4% ▼	-1% ▼	29% ▲	4% ▲
애호박(20개)		31,106	33,805	49,351	21,930	15,984	-8% ▼	-37% ▼	42% ▲	95% ▲
대추방울토마토(3키로상자)		29,777	35,056	27,853	12,815	15,057	-15% ▼	7% ▲	132% ▲	98% ▲
빨강 파프리카(5키로상자)		29,774	34,638	47,638	25,323	21,981	-14% ▼	-37% ▼	18% ▲	35% ▲
바나나 수입(13키로상자)		28,348	28,032	28,976	33,415	28,525	1% ▲	-2% ▼	-15% ▼	-1% ▼
토마토 완속(5키로상자)		27,095	26,964	28,361	12,497	12,781	0% ▲	-4% ▼	117% ▲	112% ▲
(선)고등어(10키로상자)		25,985	28,406	59,000	55,016	43,266	-9% ▼	-56% ▼	-53% ▼	-40% ▼
만감 천혜향(3키로상자)		25,029	25,649	22,057	21,392	21,314	-2% ▼	13% ▲	17% ▲	17% ▲
포도 샤인머스켓(2키로상자)		23,149	25,570	23,125	20,129	26,347	-9% ▼	0% ▲	15% ▲	-12% ▼
갯잎(100속)		21,200	21,473	32,747	22,740	19,274	-1% ▼	-35% ▼	-7% ▼	10% ▲
양배추(8키로망대)		17,852	11,674	8,528	6,176	7,220	53% ▲	109% ▲	189% ▲	147% ▲
건중멸지(1.5키로상자)		16,971	18,279	19,261	10,811	8,602	-7% ▼	-12% ▼	57% ▲	97% ▲
딸기 설향(2키로상자)		16,825	18,808	24,529	15,616	14,360	-11% ▼	-31% ▼	8% ▲	17% ▲
배추(10키로망대)		15,034	12,910	10,546	9,150	7,675	16% ▲	43% ▲	64% ▲	96% ▲
시금치(4키로상자)		13,782	16,646	18,666	10,453	10,018	-17% ▼	-26% ▼	32% ▲	38% ▲
느타리버섯(2키로상자)		13,224	15,378	11,818	5,949	5,859	-14% ▼	12% ▲	122% ▲	126% ▲
상추 포기잡(4키로상자)		13,168	11,495	20,920	12,117	12,795	15% ▲	-37% ▼	9% ▲	3% ▲
무(20키로상자)		12,931	13,188	11,733	13,334	9,051	-2% ▼	10% ▲	-3% ▼	43% ▲
겉훈합(10키로망대)		12,728	12,624	13,147	13,250	9,975	1% ▲	-3% ▼	-4% ▼	28% ▲
새송이버섯(2키로상자)		6,134	6,321	8,658	5,769	6,010	-3% ▼	-29% ▼	6% ▲	2% ▲
대파(일반)(1키로단)		1,690	2,121	2,698	1,416	1,734	-20% ▼	-37% ▼	19% ▲	-2% ▼
양파(1키로)		1,489	1,802	1,368	1,658	1,104	-17% ▼	9% ▲	-10% ▼	35% ▲

## □ 품종별 등락가격 비교(전주대비)

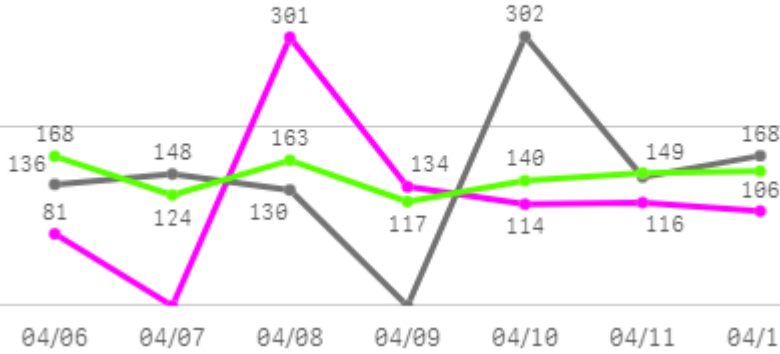
구분	품목(종)명
상승 품목(종)	(선)명태 수입(7%),배 신고(9%),배추(16%),상추 포기잡(15%),양배추(53%)
하락 품목(종)	(선)고등어(-9%),감자 수미(-25%),건증멸치(-7%),느타리버섯(-14%),대추방울토마토(-15%),대파(일반)(-20%),딸기 설향(-11%),백다다기오이(-14%),빨강 파프리카(-14%),시금치(-17%),애호박(-8%),양파(-17%),오이맛고추(-9%),참외(일반)(-16%),청양고추(-23%),포도 샤인머스켓(-9%)
보합 품목(종)(+5%)	감자 두백,겉홍합,깻잎,당근,만감 천혜향,무,바나나 수입,사과 미시마,사과 부사,새송이버섯,쪽파,토마토 완숙,호박밤 고구마

# 3. 품목(종)별 주간 거래동향

## 고구마

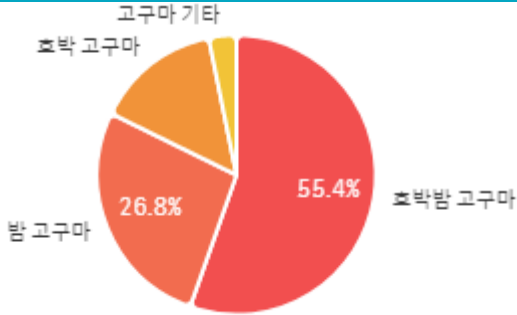
주간 반입량(톤)

2024 2023 평년

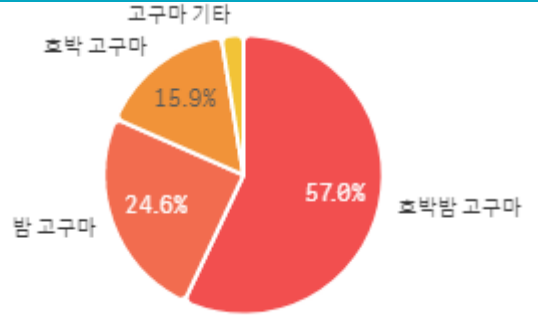


구분	금주(A)	전주(B)	전월(C)	전년(D)	평년(E)	A/B	A/C	A/D	A/E
물량(톤)	851	804	1,125	1,029	1,013	105.9%	75.7%	82.8%	84.1%

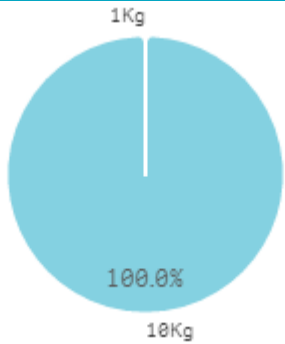
출하 품종별 거래물량 구성비



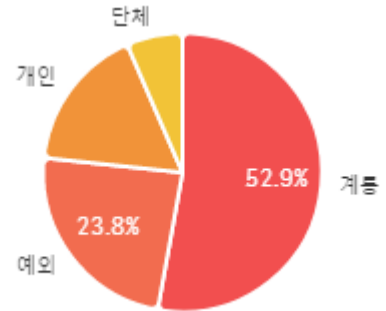
출하 품종별 거래금액 구성비



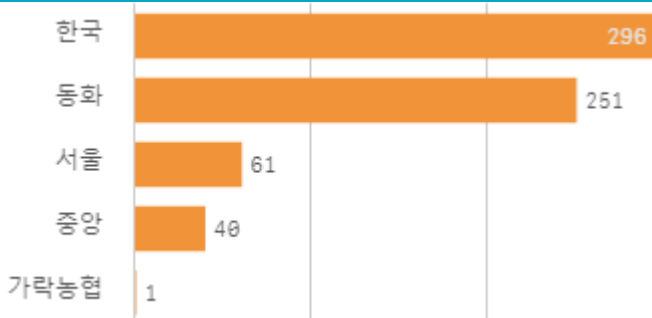
거래 단량별 물량 구성비



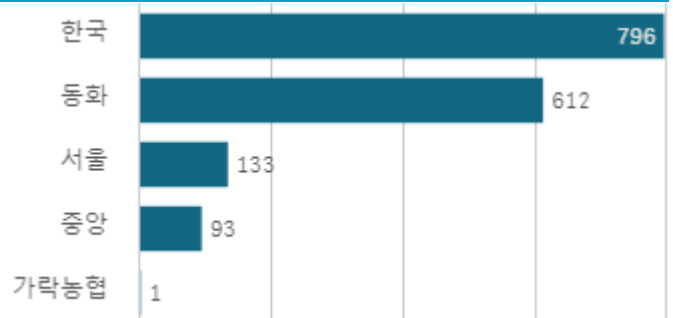
출하자별 거래물량 구성비



도매시장 법인별 거래물량(톤)

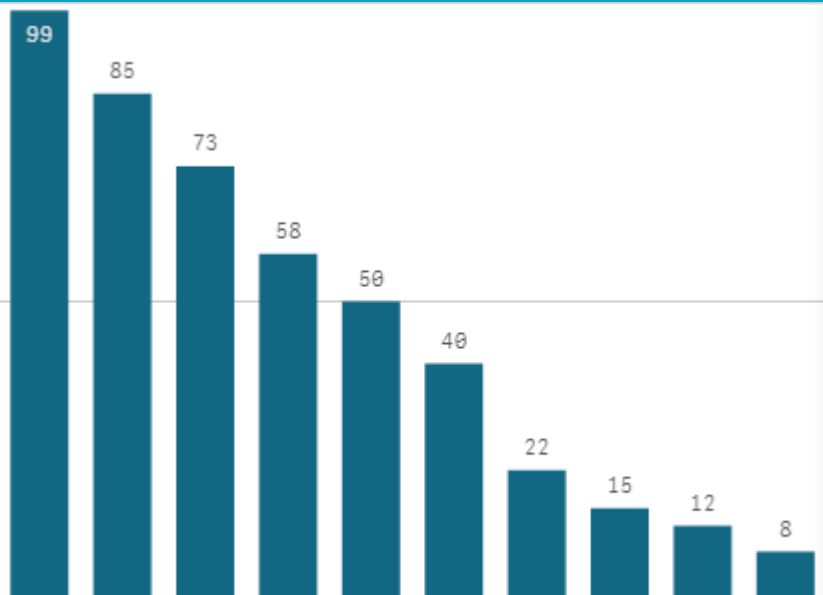


도매시장 법인별 거래금액(백만원)



# 호박밤 고구마(10Kg)

산지별 거래물량(톤)



당진시 여주시 고창군 논산시 영암군 음성군 예산군 이천시 진천군 천안시

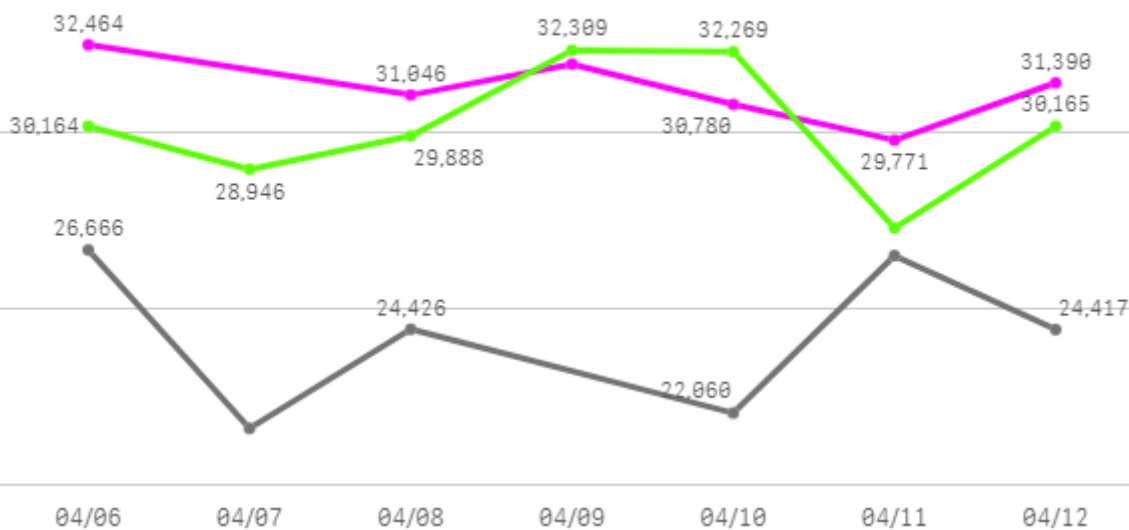
출하산지(개소)	12	출하건수(천건)	1
----------	----	----------	---

산지별 주출하 시군구



주간 도매가격(원)

◆ 2024    ● 2023    ◆ 평년

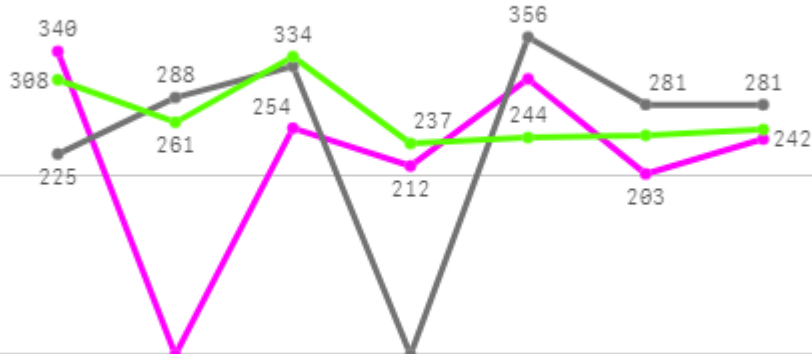


구분	금주(A)	전주(B)	전월(C)	전년(D)	평년(E)	A/B	A/C	A/D	A/E
가격(원)	31,228	32,433	31,677	24,283	30,087	96.3%	98.6%	128.6%	103.8%

# 감자

## 주간 반입량(톤)

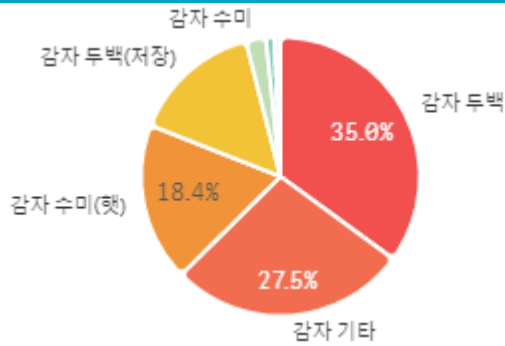
◆ 2024    ● 2023    ▲ 평년



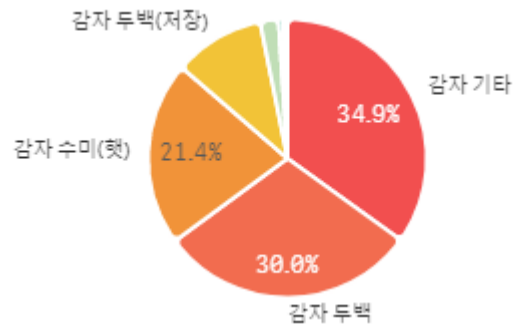
04/06    04/07    04/08    04/09    04/10    04/11    04/12

구분	금주(A)	전주(B)	전월(C)	전년(D)	평년(E)	A/B	A/C	A/D	A/E
물량(톤)	1,561	1,588	1,499	1,755	1,883	98.3%	104.1%	88.9%	82.9%

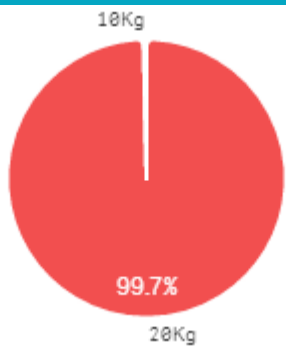
## 출하 품종별 거래물량 구성비



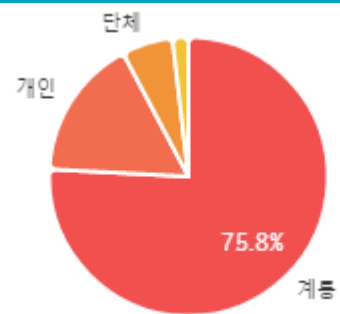
## 출하 품종별 거래금액 구성비



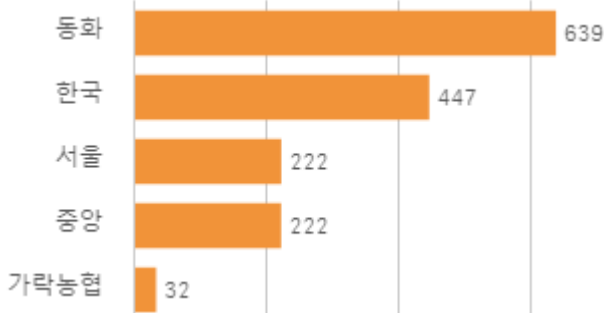
## 거래 단량별 물량 구성비



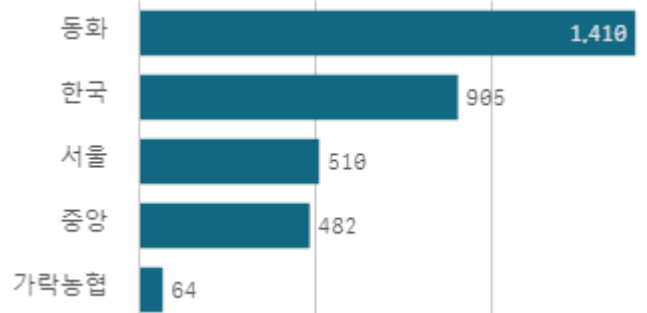
## 출하자별 거래물량 구성비



## 도매시장 법인별 거래물량(톤)

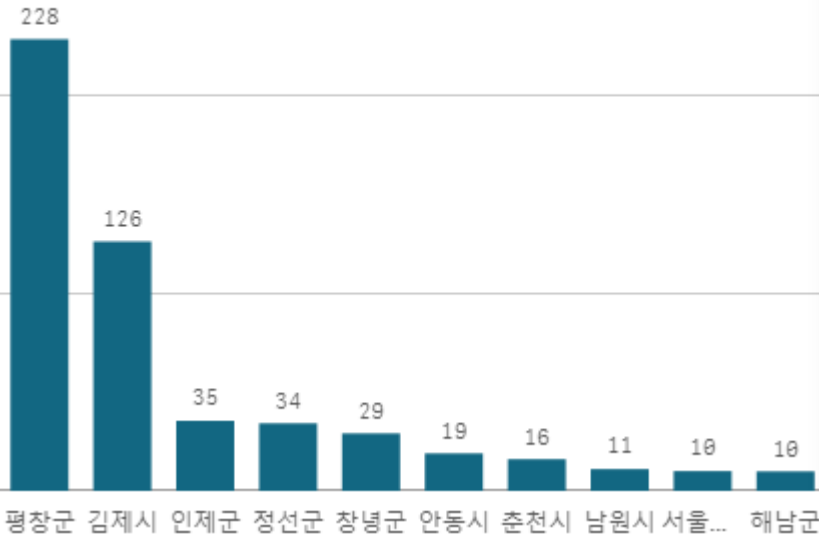


## 도매시장 법인별 거래금액(백만원)



# 감자 두백(20Kg)

산지별 거래물량(톤)



출하산지(개소)

19

출하건수(천건)

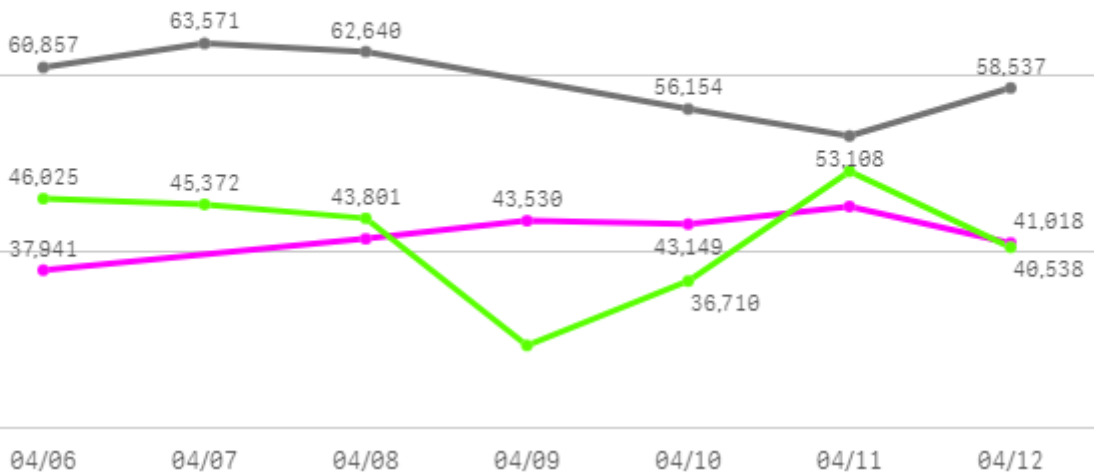
1

산지별 주출하 시군구



주간 도매가격(원)

◆ 2024    ● 2023    ◆ 평년

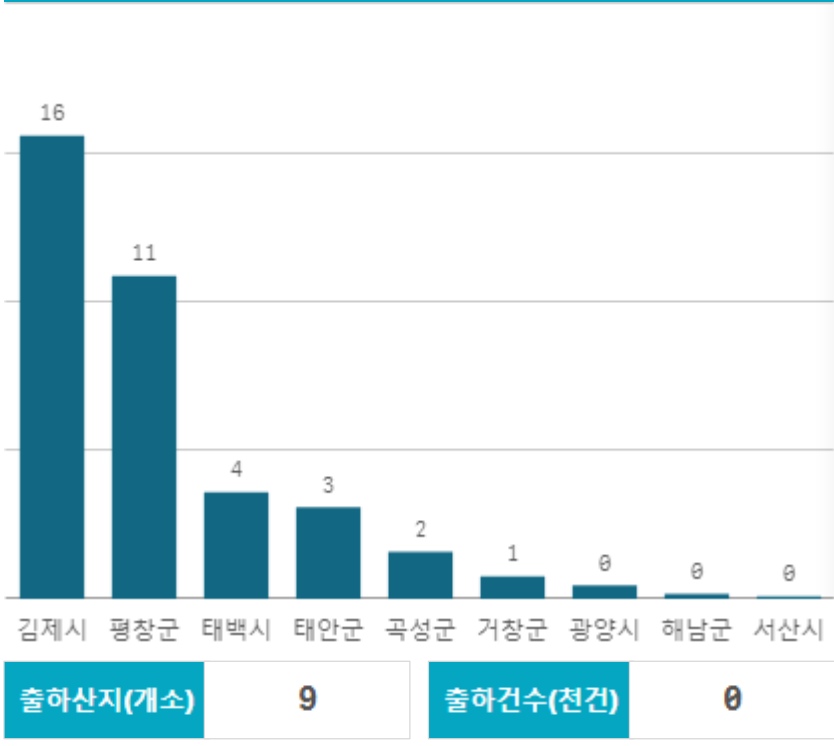


구분	금주(A)	전주(B)	전월(C)	전년(D)	평년(E)	A/B	A/C	A/D	A/E
가격(원)	42,044	43,421	40,331	59,145	42,096	96.8%	104.2%	71.1%	99.9%



# 감자 수미(20Kg)

산지별 거래물량(톤)



출하산지(개소)

9

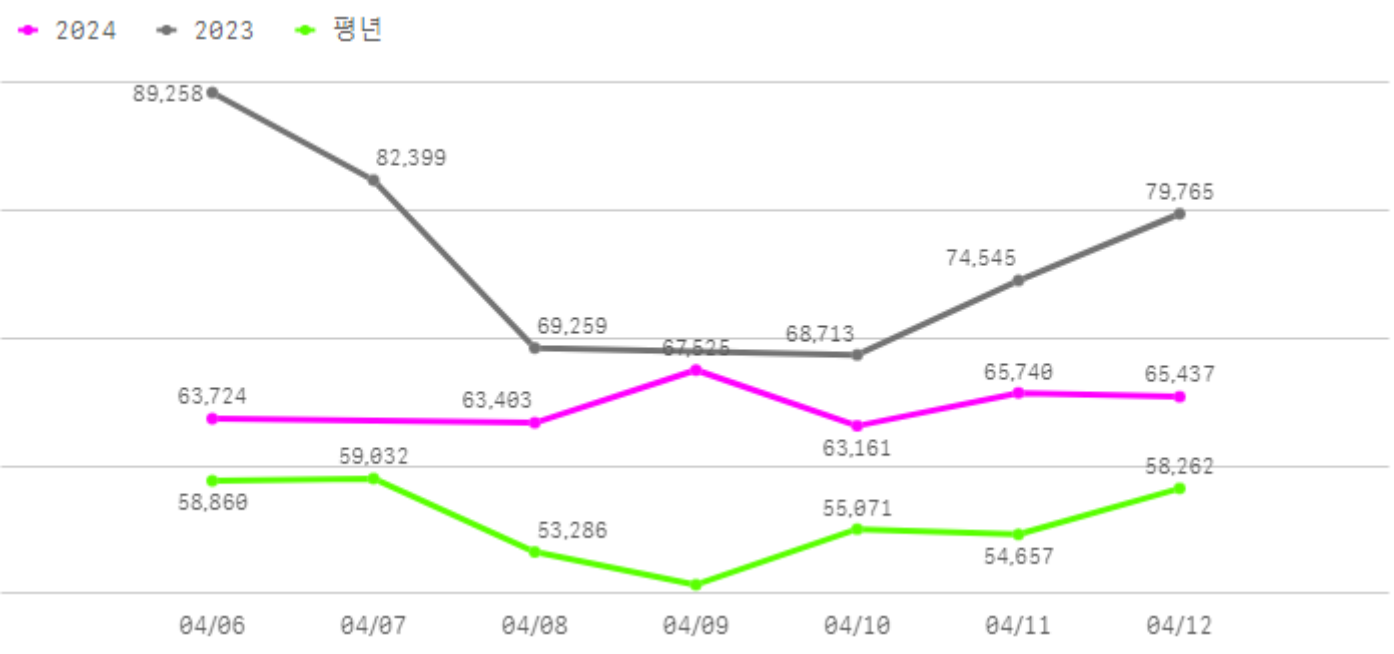
출하건수(천건)

0

산지별 주출하 시군구



주간 도매가격(원)

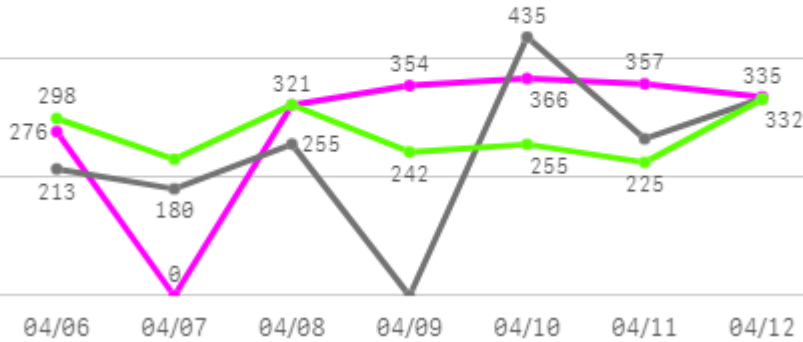


구분	금주(A)	전주(B)	전월(C)	전년(D)	평년(E)	A/B	A/C	A/D	A/E
가격(원)	64,832	86,573	74,967	77,323	55,723	74.9%	86.5%	83.8%	116.3%

# 배추

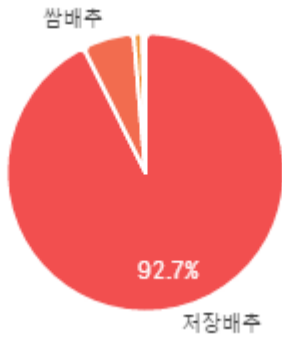
## 주간 반입량(톤)

◆ 2024    ● 2023    ▲ 평년

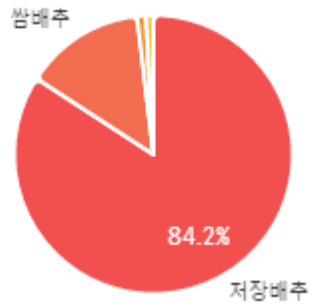


구분	금주(A)	전주(B)	전월(C)	전년(D)	평년(E)	A/B	A/C	A/D	A/E
물량(톤)	2,008	2,112	1,957	1,680	1,902	95.1%	102.6%	119.5%	105.6%

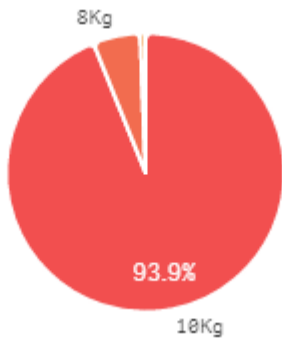
### 출하 품종별 거래물량 구성비



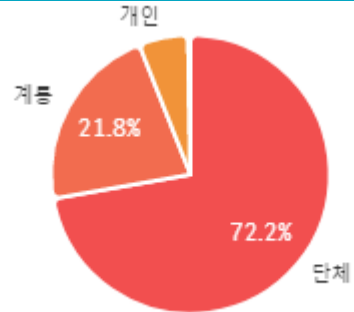
### 출하 품종별 거래금액 구성비



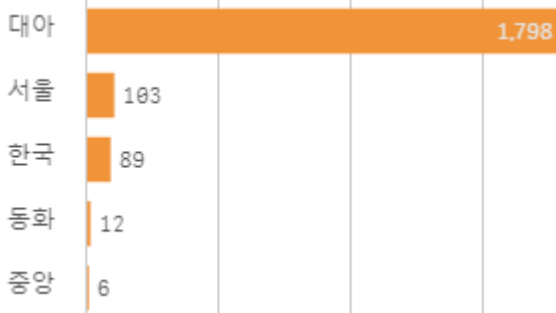
### 거래 단량별 물량 구성비




### 출하자별 거래물량 구성비



### 도매시장 법인별 거래물량(톤)

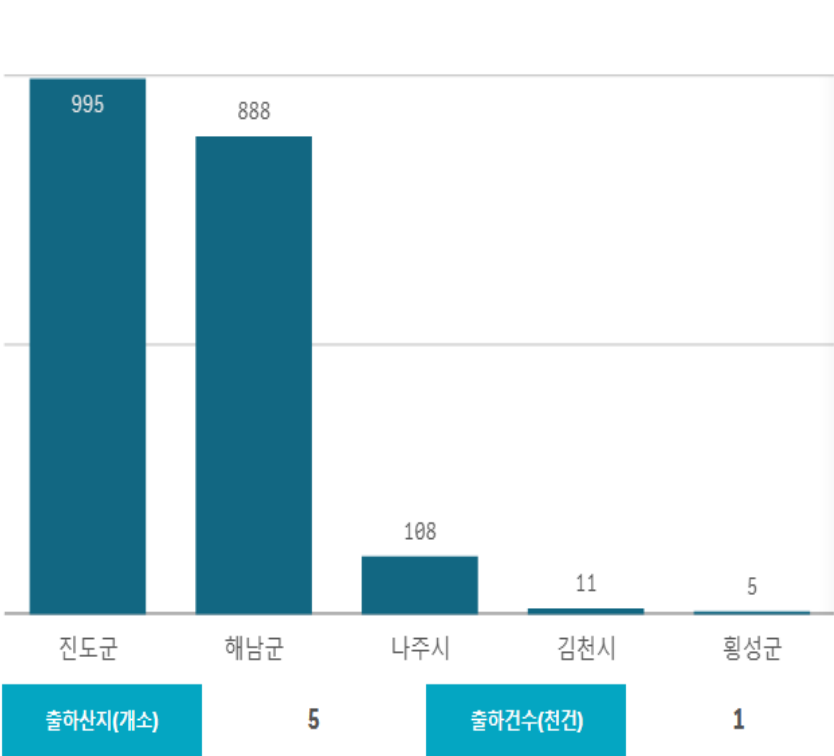


### 도매시장 법인별 거래금액(백만원)



# 배추(10Kg)

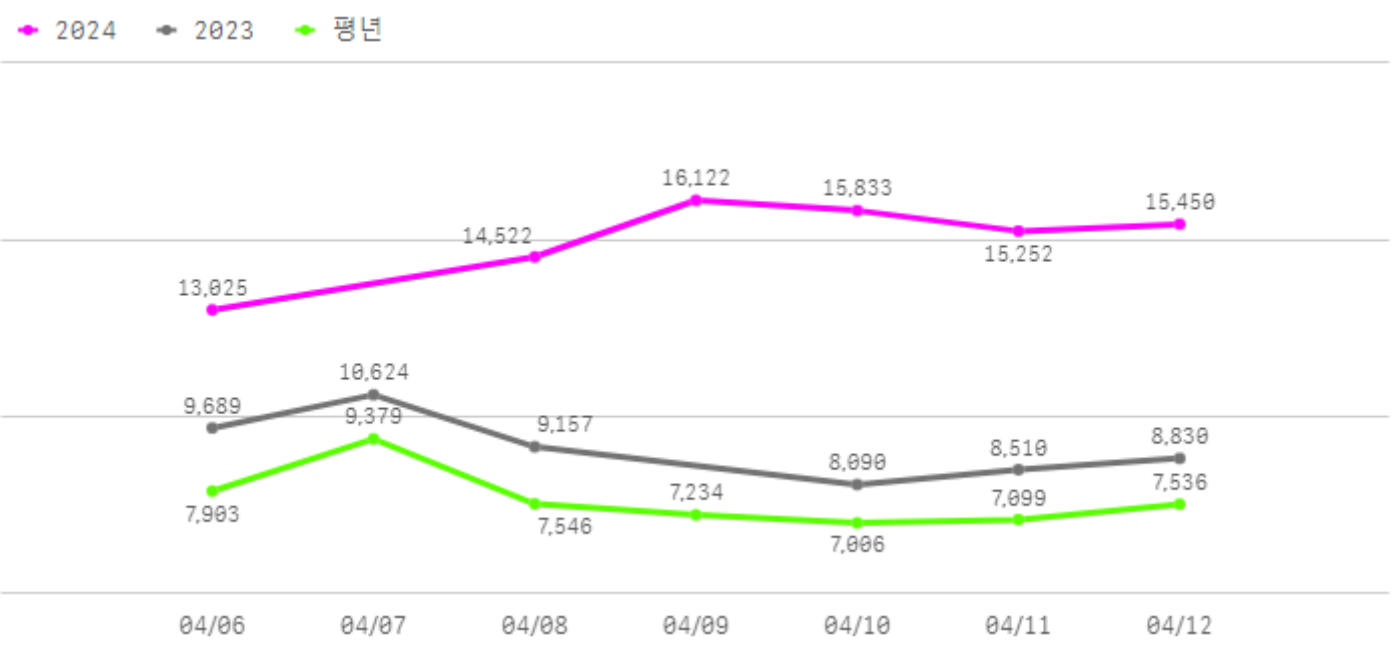
산지별 거래물량(톤)



산지별 주출하 시군구



주간 도매가격(원)

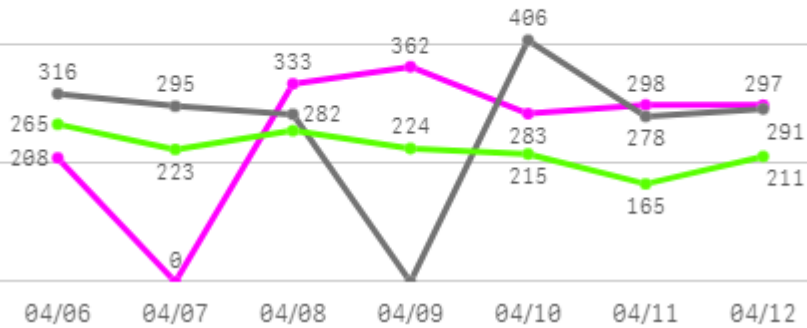


구분	금주(A)	전주(B)	전월(C)	전년(D)	평년(E)	A/B	A/C	A/D	A/E
가격(원)	15,034	12,910	10,546	9,150	7,675	116.5%	142.6%	164.3%	195.9%

# 양배추

## 주간 반입량(톤)

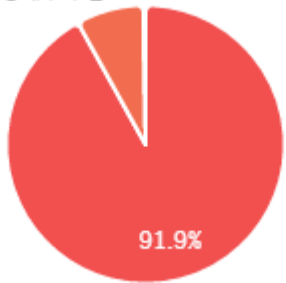
◆ 2024    ● 2023    ▲ 평년



구분	금주(A)	전주(B)	전월(C)	전년(D)	평년(E)	A/B	A/C	A/D	A/E
물량(톤)	1,781	2,022	2,143	1,869	1,557	88.1%	83.1%	95.3%	114.4%

### 출하 품종별 거래물량 구성비

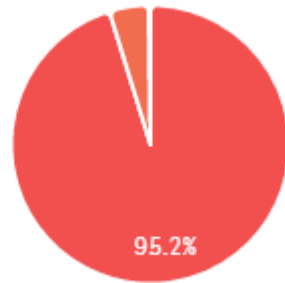
양배추 수입



양배추(일반)

### 출하 품종별 거래금액 구성비

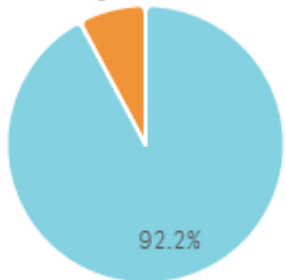
양배추 수입



양배추(일반)

### 거래 단량별 물량 구성비

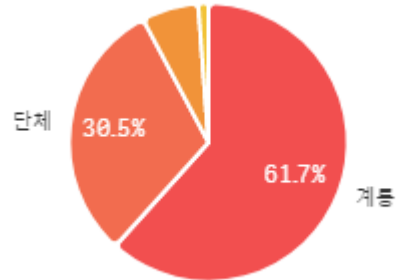
15Kg



8Kg

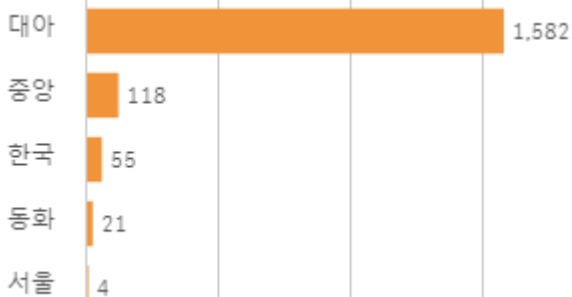
### 출하자별 거래물량 구성비

개인




계층

### 도매시장 법인별 거래물량(톤)

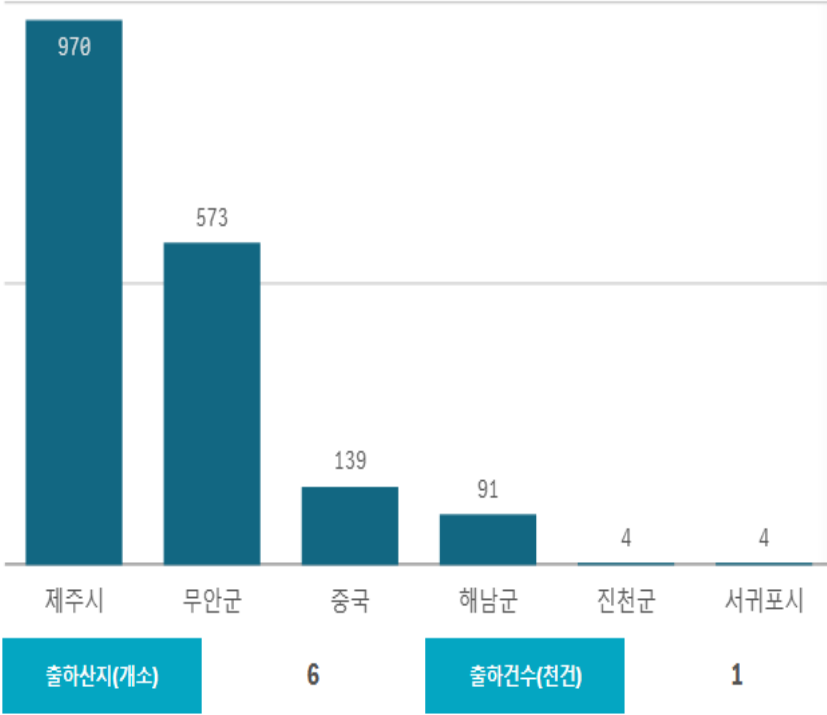


### 도매시장 법인별 거래금액(백만원)

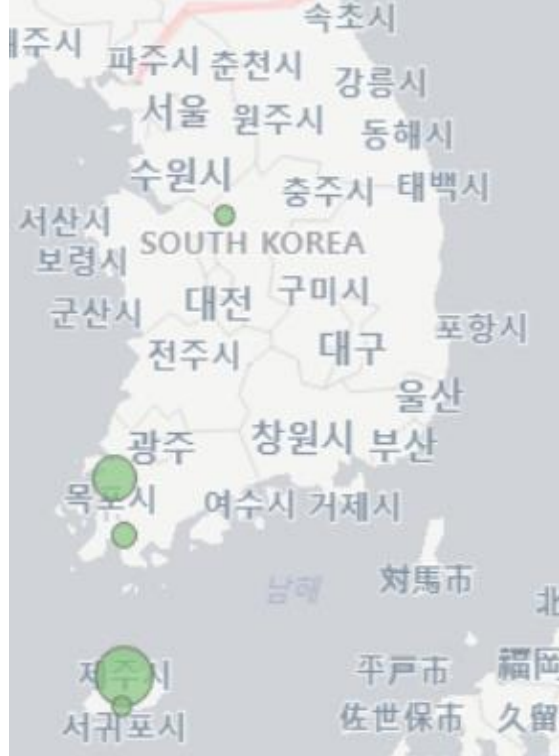


# 양배추(8Kg)

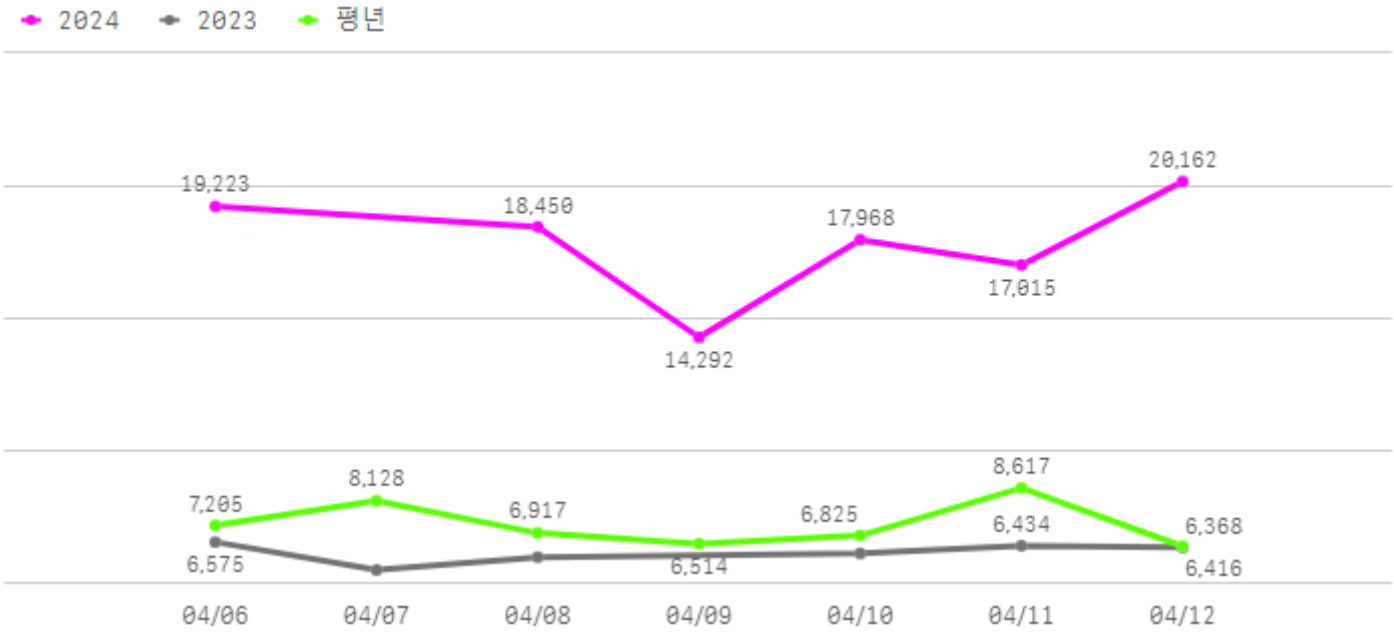
산지별 거래물량(톤)



산지별 주출하 시군구



주간 도매가격(원)

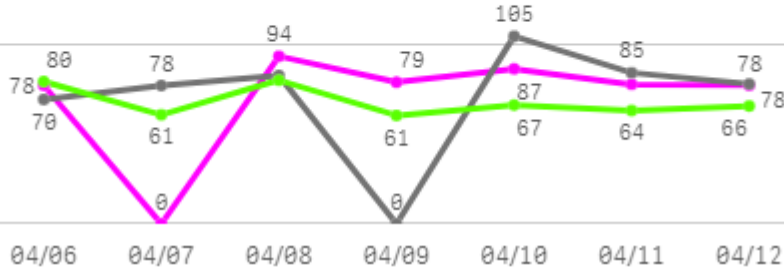


구분	금주(A)	전주(B)	전월(C)	전년(D)	평년(E)	A/B	A/C	A/D	A/E
가격(원)	17,852	11,674	8,528	6,176	7,220	152.9%	209.3%	289.1%	247.2%

# 시금치

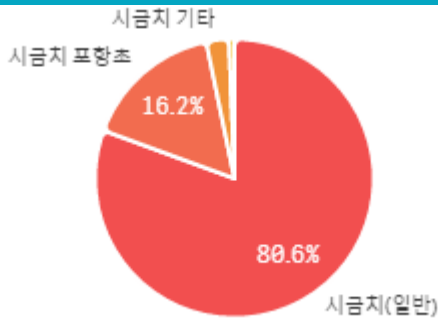
## 주간 반입량(톤)

◆ 2024    ● 2023    ▲ 평년

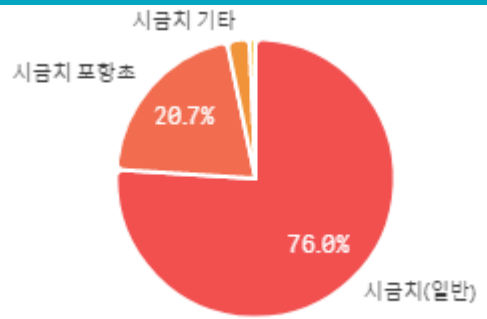


구분	금주(A)	전주(B)	전월(C)	전년(D)	평년(E)	A/B	A/C	A/D	A/E
물량(톤)	494	524	513	499	478	94.2%	96.2%	99.0%	103.2%

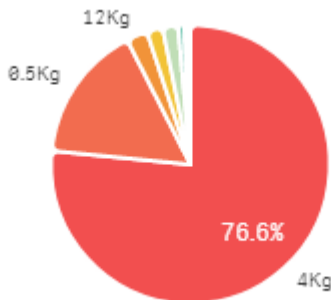
### 출하 품종별 거래물량 구성비



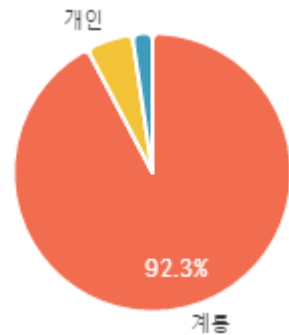
### 출하 품종별 거래금액 구성비



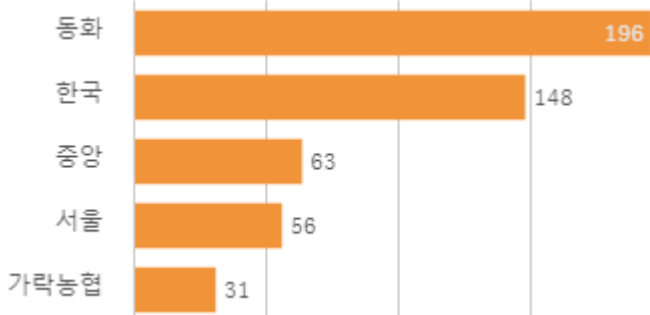
### 거래 단량별 물량 구성비



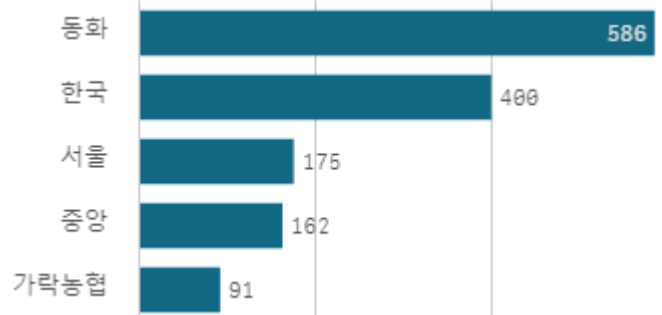
### 출하자별 거래물량 구성비



### 도매시장 법인별 거래물량(톤)

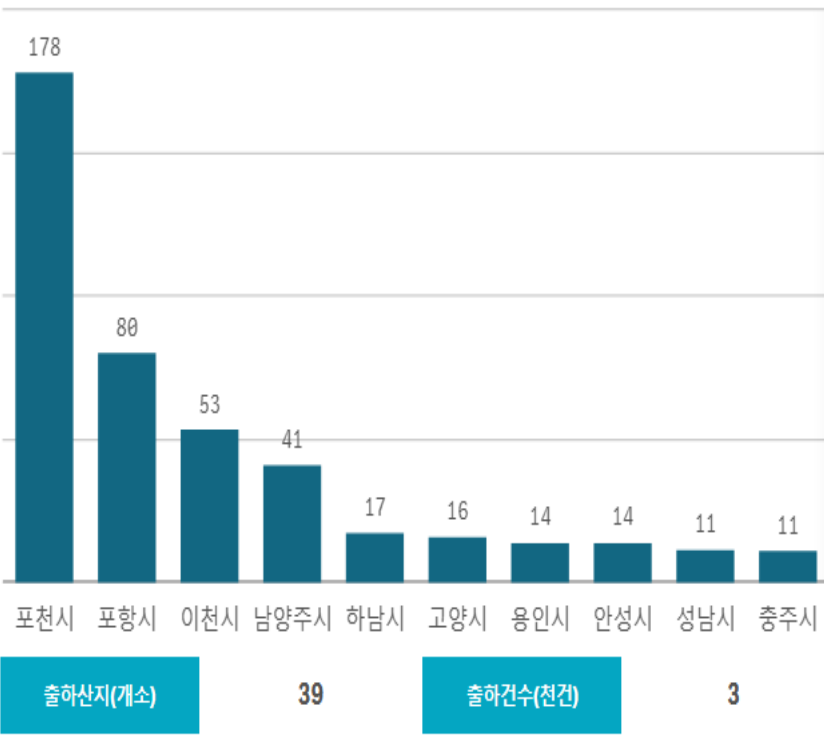


### 도매시장 법인별 거래금액(백만원)



# 시금치(4Kg)

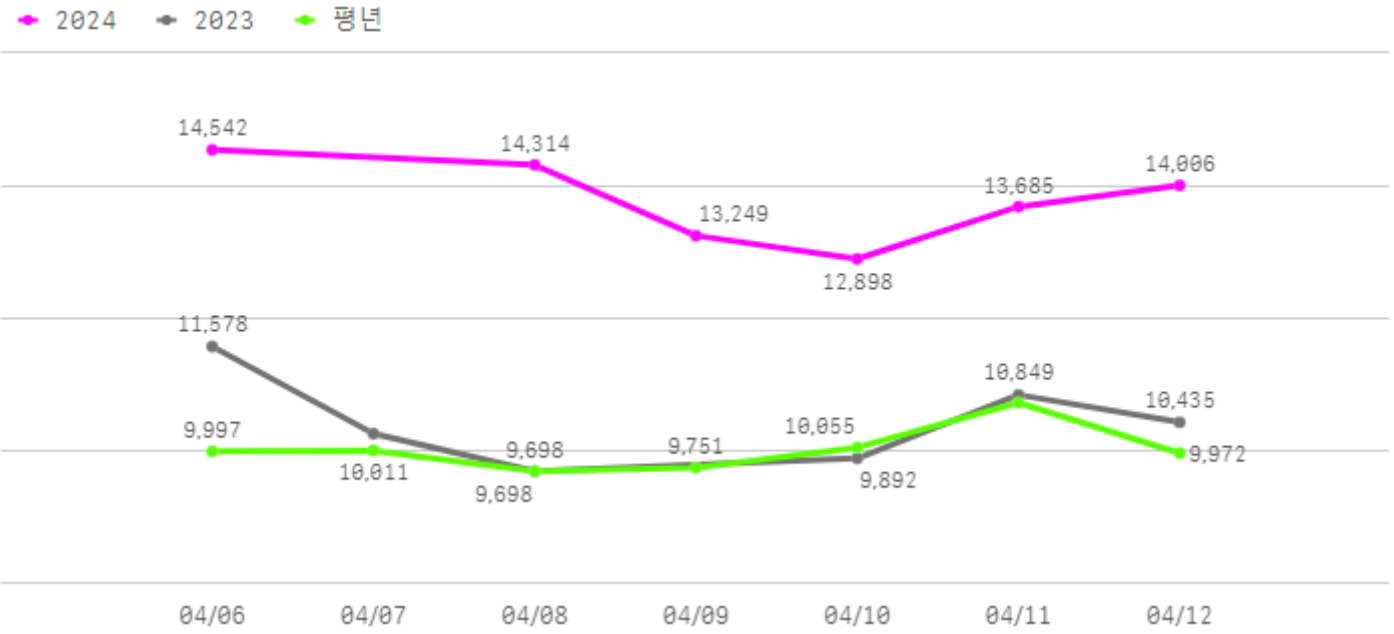
산지별 거래물량(톤)



산지별 주출하 시군구



주간 도매가격(원)

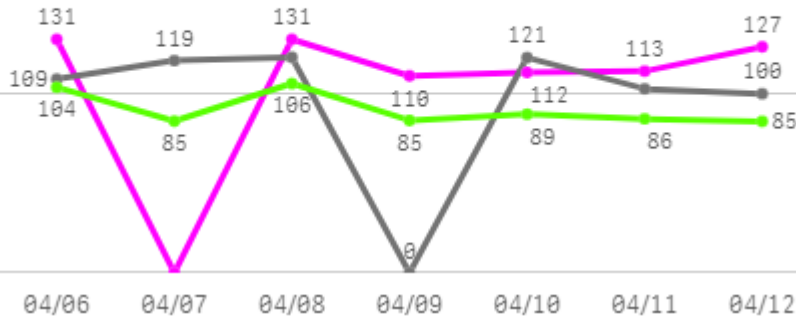


구분	금주(A)	전주(B)	전월(C)	전년(D)	평년(E)	A/B	A/C	A/D	A/E
가격(원)	13,782	16,646	18,666	10,453	10,018	82.8%	73.8%	131.9%	137.6%

# 상추

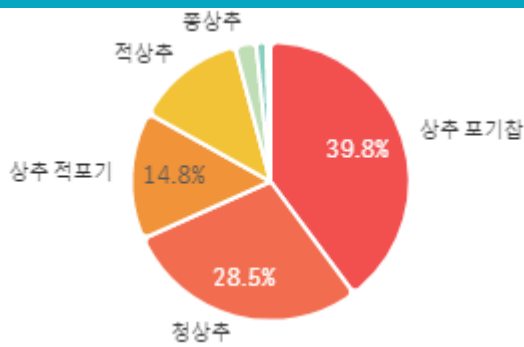
## 주간 반입량(톤)

◆ 2024    ● 2023    ▲ 평년

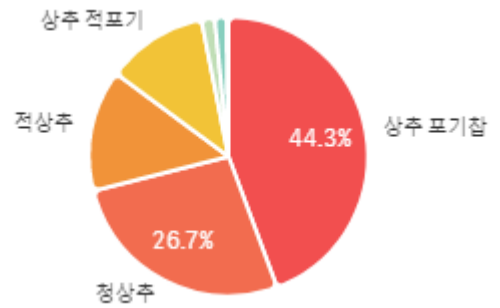


구분	금주(A)	전주(B)	전월(C)	전년(D)	평년(E)	A/B	A/C	A/D	A/E
물량(톤)	725	685	601	673	641	105.7%	120.5%	107.7%	113.0%

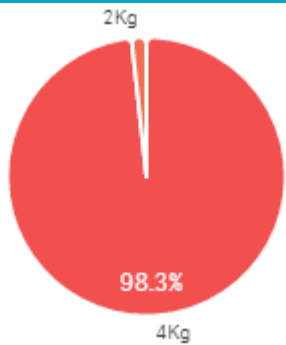
## 출하 품종별 거래물량 구성비



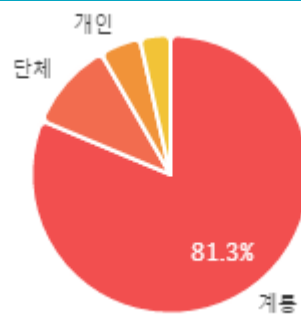
## 출하 품종별 거래금액 구성비



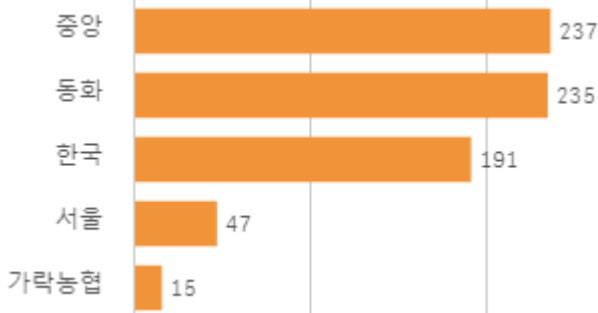
## 거래 단량별 물량 구성비



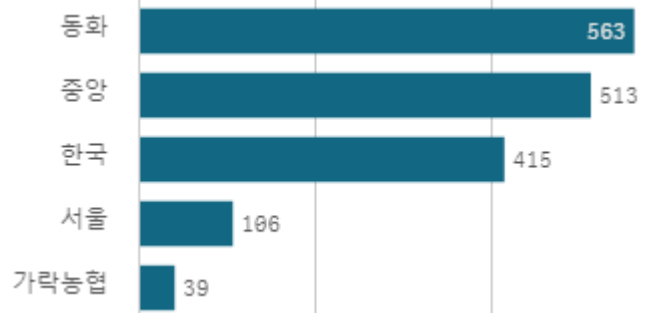
## 출하자별 거래물량 구성비



## 도매시장 법인별 거래물량(톤)



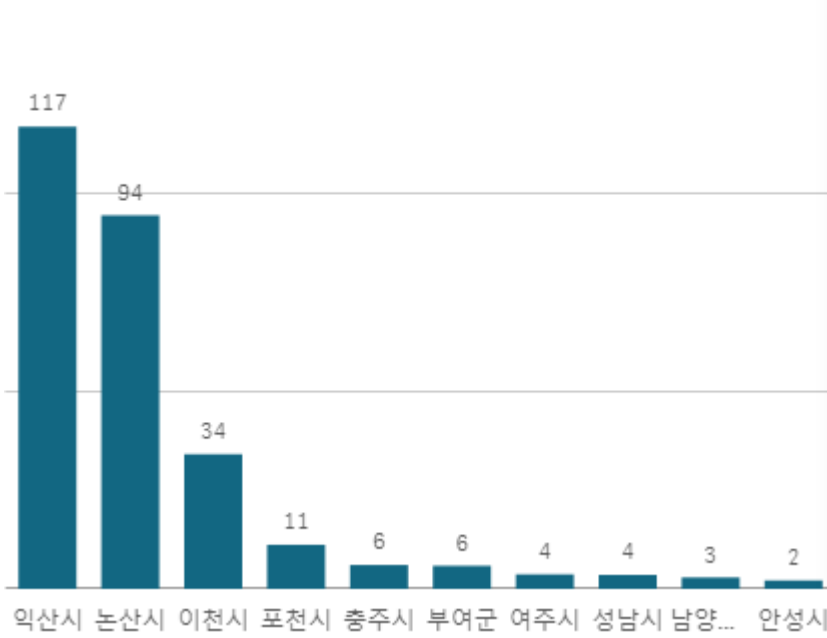
## 도매시장 법인별 거래금액(백만원)





# 상추 포기잡(4Kg)

산지별 거래물량(톤)



출하산지(개소)

23

출하건수(천건)

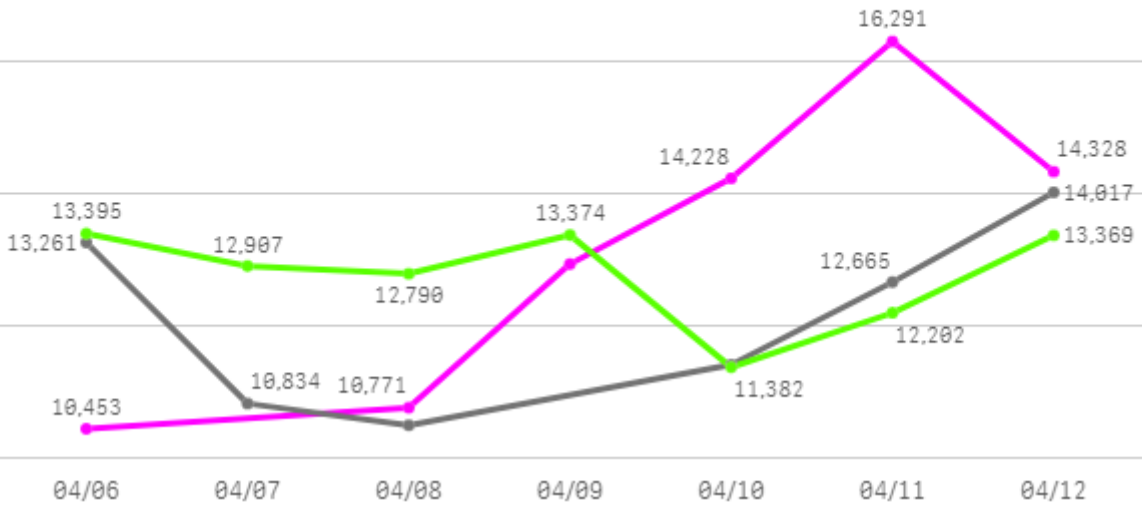
2

산지별 주출하 시군구



주간 도매가격(원)

◆ 2024    ● 2023    ◆ 평년

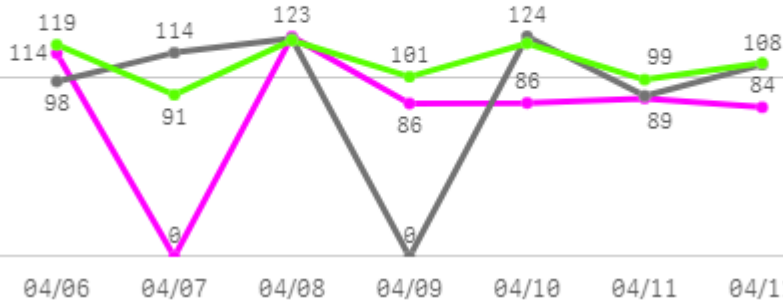


구분	금주(A)	전주(B)	전월(C)	전년(D)	평년(E)	A/B	A/C	A/D	A/E
가격(원)	13,168	11,495	20,920	12,117	12,795	114.5%	62.9%	108.7%	102.9%

# 참외

## 주간 반입량(톤)

◆ 2024    ● 2023    ▲ 평년



구분	금주(A)	전주(B)	전월(C)	전년(D)	평년(E)	A/B	A/C	A/D	A/E
물량(톤)	583	442	270	657	760	131.8%	215.6%	88.7%	76.7%

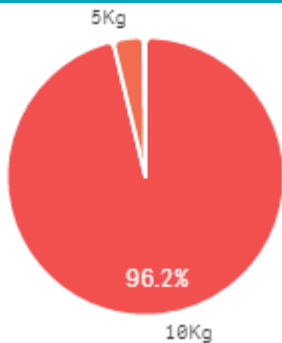
### 출하 품종별 거래물량 구성비



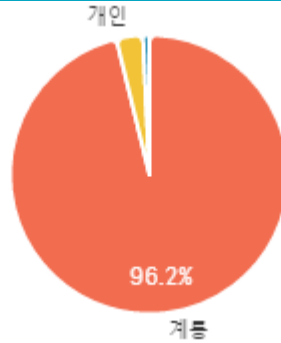
### 출하 품종별 거래금액 구성비



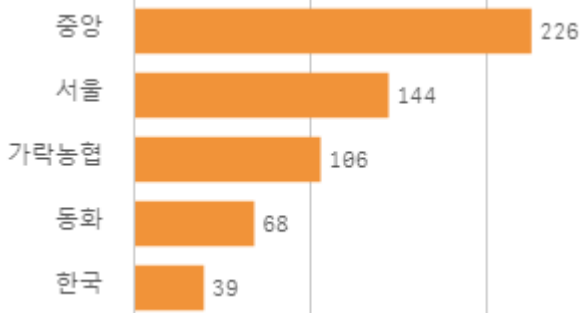
### 거래 단량별 물량 구성비



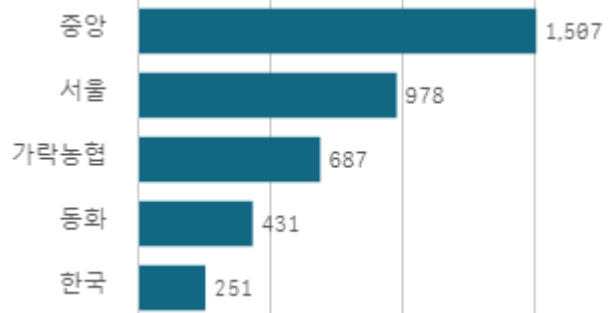
### 출하자별 거래물량 구성비



### 도매시장 법인별 거래물량(톤)

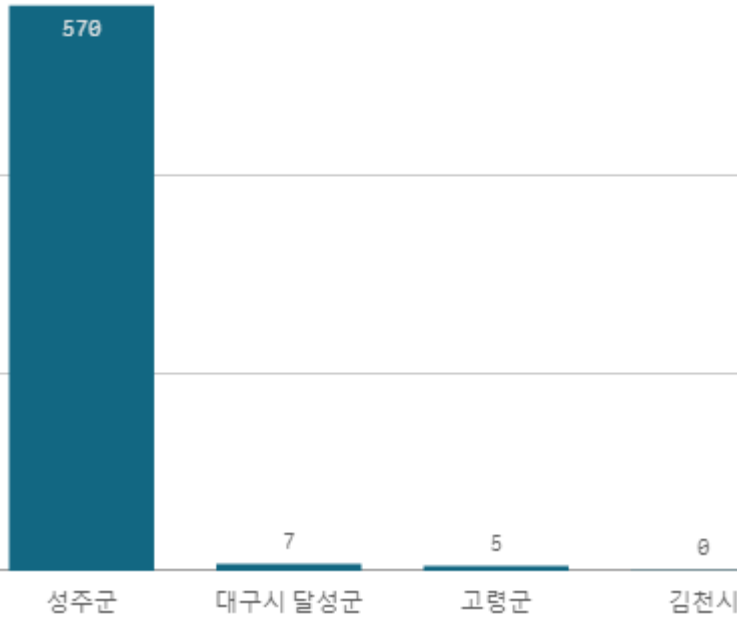


### 도매시장 법인별 거래금액(백만원)



# 참외(일반)(10Kg)

산지별 거래물량(톤)



출하산지(개소)

4

출하건수(천건)

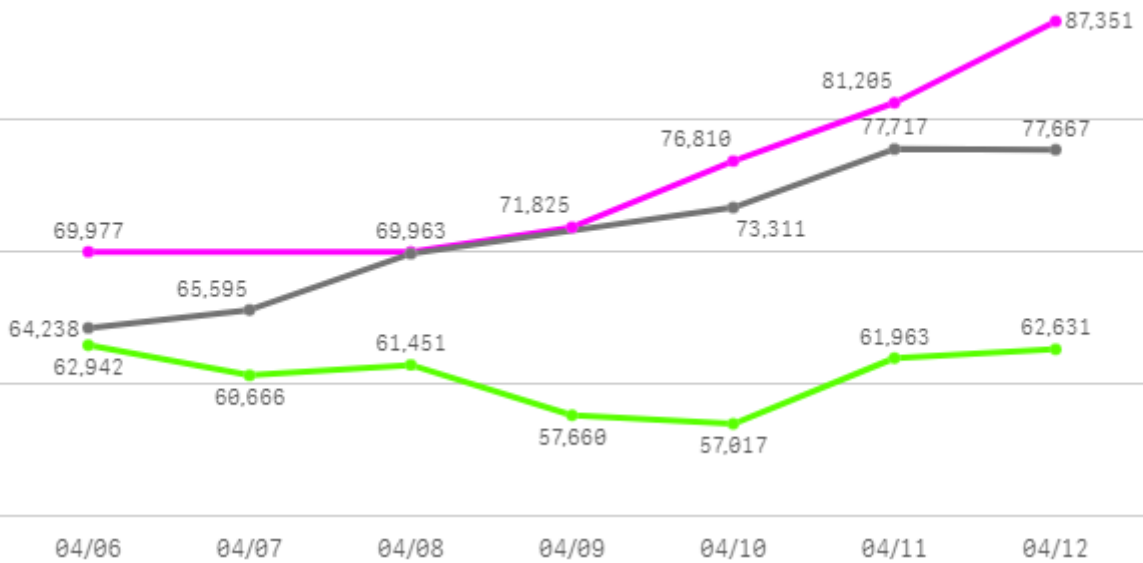
11

산지별 주출하 시군구



주간 도매가격(원)

◆ 2024    ● 2023    ◆ 평년

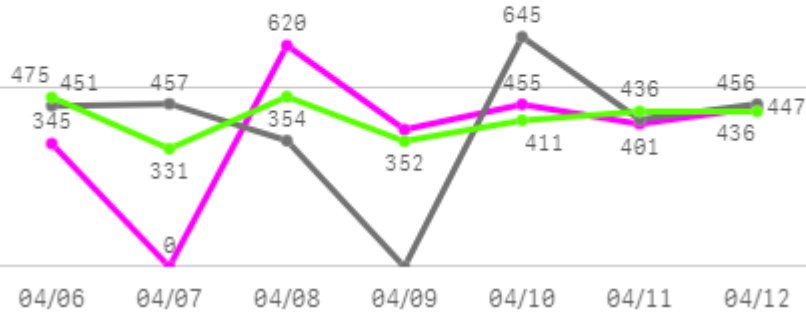


구분	금주(A)	전주(B)	전월(C)	전년(D)	평년(E)	A/B	A/C	A/D	A/E
가격(원)	76,189	90,483	82,137	71,393	60,724	84.2%	92.8%	106.7%	125.5%

# 오이

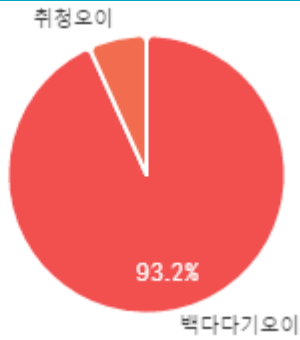
## 주간 반입량(톤)

◆ 2024    ● 2023    ▲ 평년

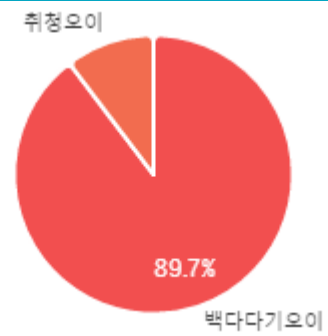


구분	금주(A)	전주(B)	전월(C)	전년(D)	평년(E)	A/B	A/C	A/D	A/E
물량(톤)	2,654	2,122	1,075	2,775	2,917	125.0%	246.8%	95.6%	91.0%

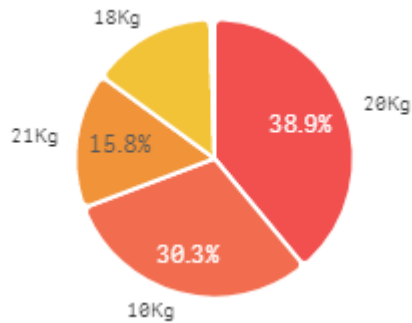
### 출하 품종별 거래물량 구성비



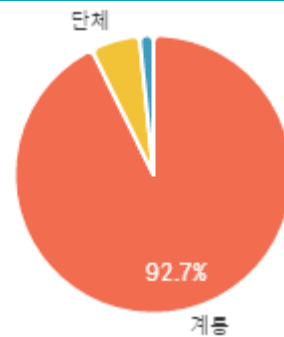
### 출하 품종별 거래금액 구성비



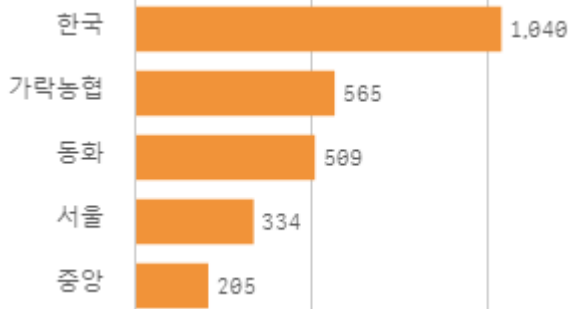
### 거래 단량별 물량 구성비



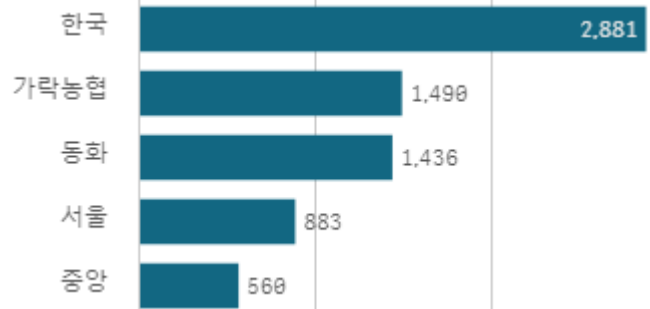
### 출하자별 거래물량 구성비



### 도매시장 법인별 거래물량(톤)

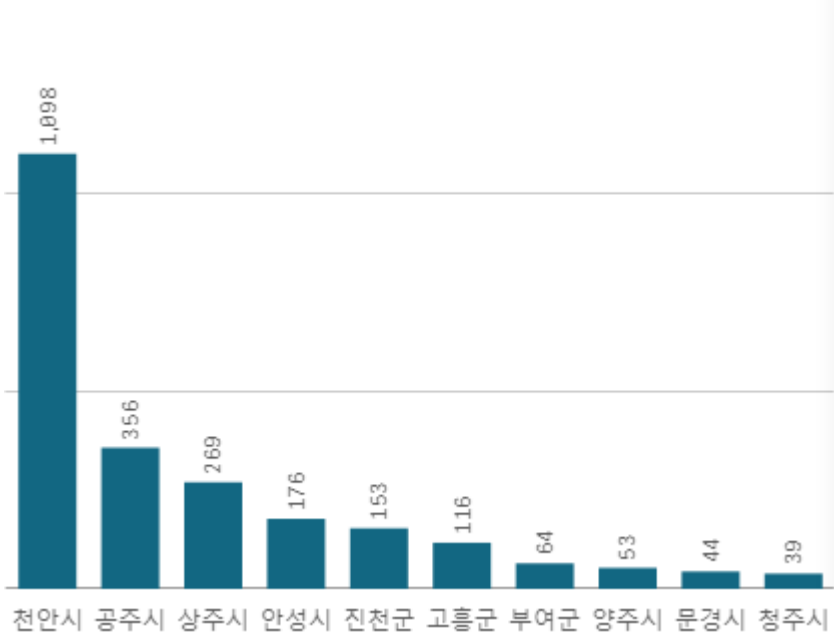


### 도매시장 법인별 거래금액(백만원)



# 백다다기오이(100개)

산지별 거래물량(톤)



출하산지(개소)

36

출하건수(천건)

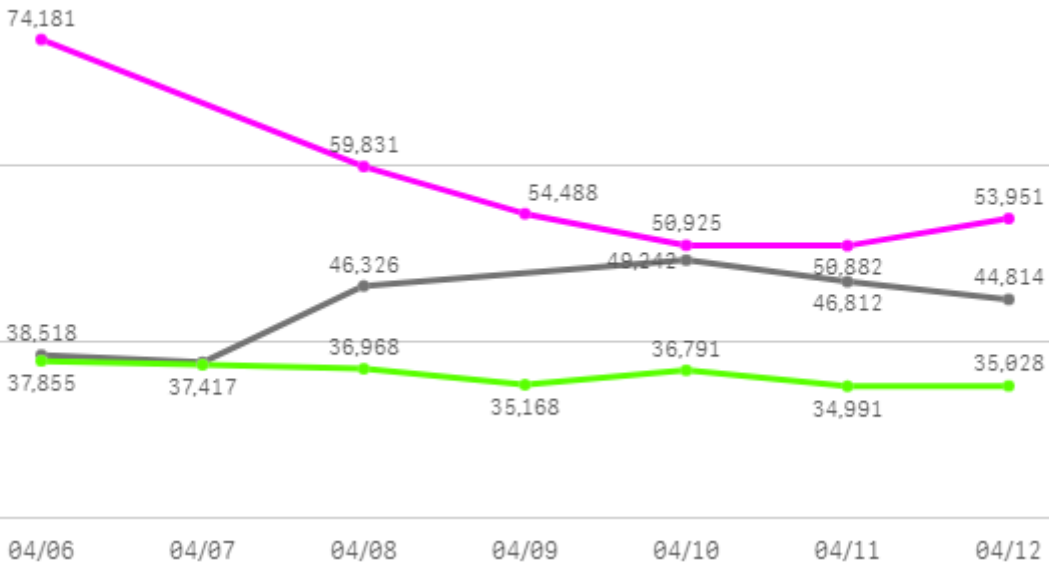
11

산지별 주출하 시군구



주간 도매가격(원)

◆ 2024    ● 2023    ◆ 평년

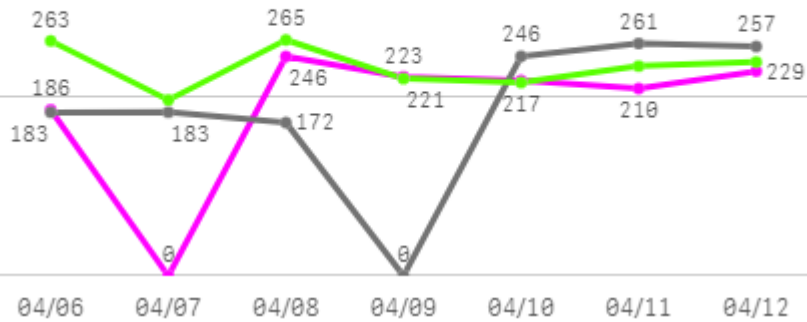


구분	금주(A)	전주(B)	전월(C)	전년(D)	평년(E)	A/B	A/C	A/D	A/E
가격(원)	57,376	66,910	89,451	43,902	36,390	85.8%	64.1%	130.7%	157.7%

# 호박

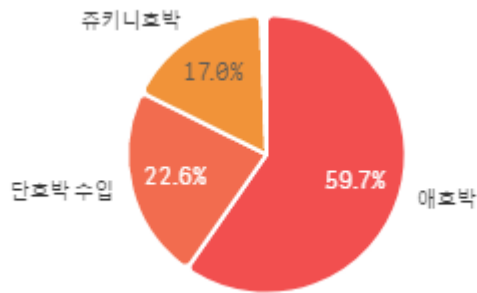
## 주간 반입량(톤)

◆ 2024    ● 2023    ▲ 평년

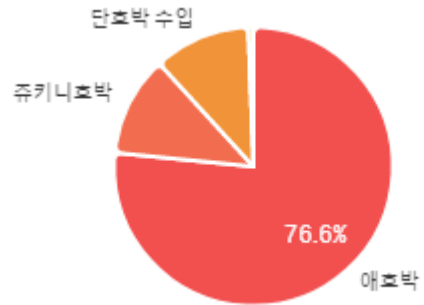


구분	금주(A)	전주(B)	전월(C)	전년(D)	평년(E)	A/B	A/C	A/D	A/E
물량(톤)	1,314	1,331	1,037	1,303	1,638	98.7%	126.7%	100.9%	80.2%

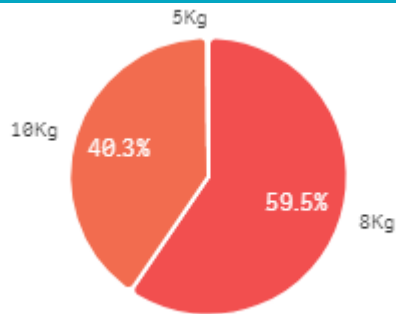
## 출하 품종별 거래물량 구성비



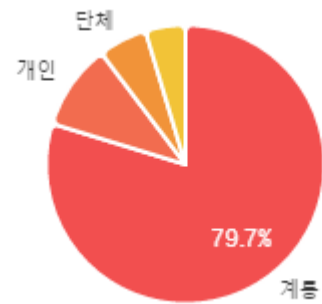
## 출하 품종별 거래금액 구성비



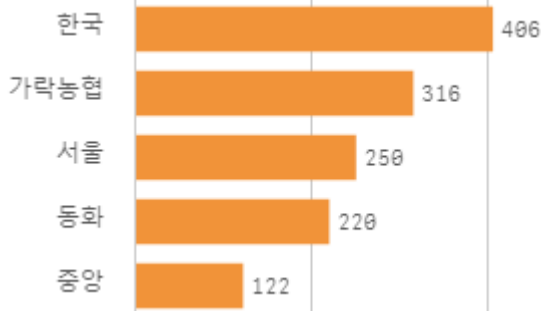
## 거래 단량별 물량 구성비



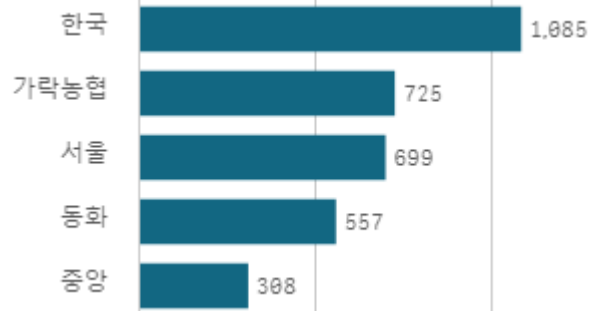
## 출하자별 거래물량 구성비



## 도매시장 법인별 거래물량(톤)

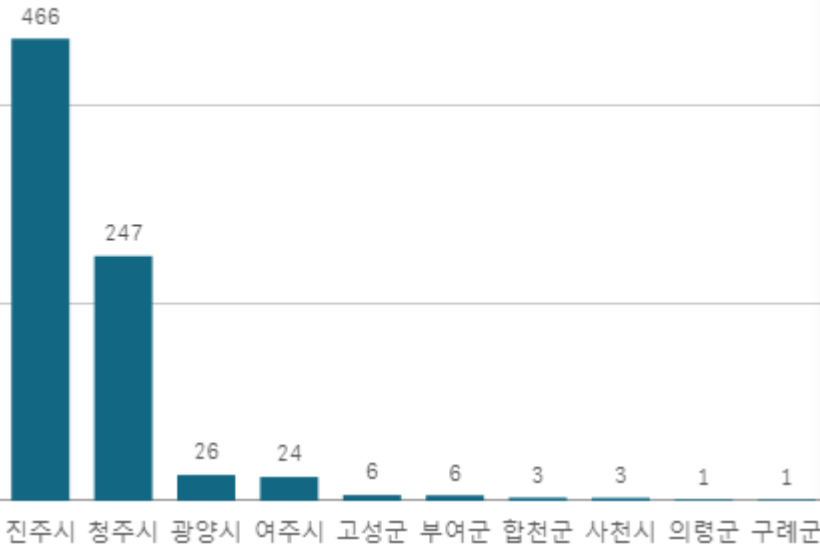


## 도매시장 법인별 거래금액(백만원)



# 애호박(20개)

산지별 거래물량(톤)



출하산지(개소)

15

출하건수(천건)

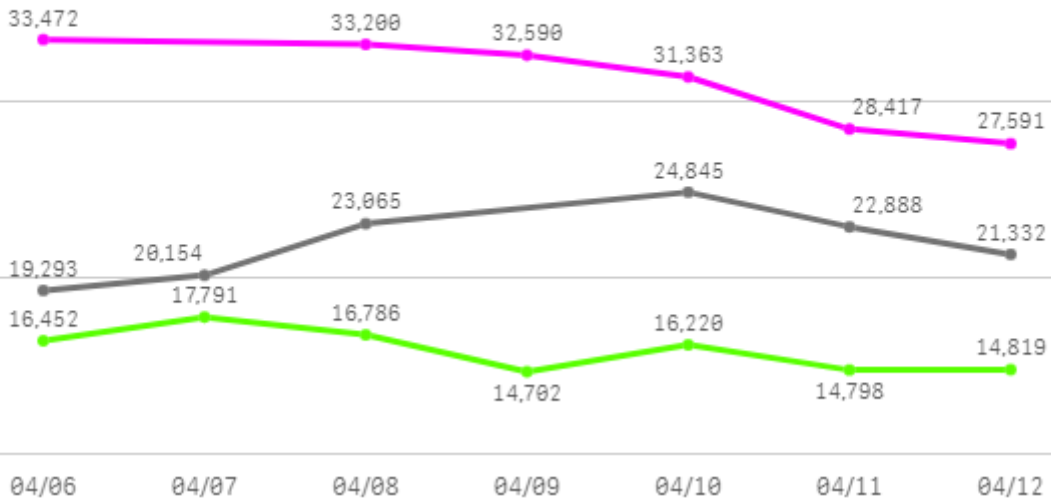
5

산지별 주출하 시군구



주간 도매가격(원)

◆ 2024    ● 2023    ◆ 평년

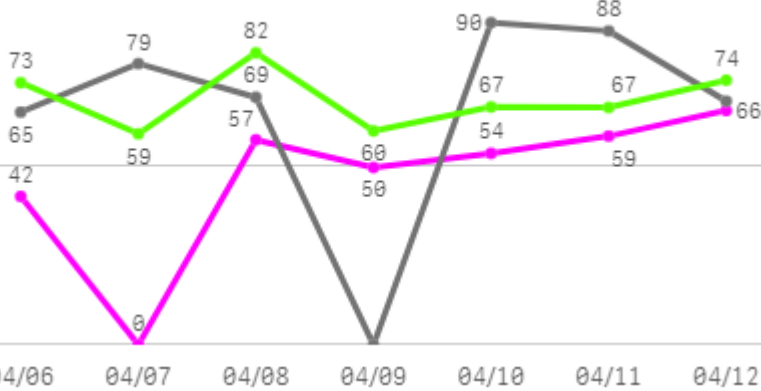


구분	금주(A)	전주(B)	전월(C)	전년(D)	평년(E)	A/B	A/C	A/D	A/E
가격(원)	31,106	33,805	49,351	21,930	15,984	92.0%	63.0%	141.8%	194.6%

# 방울토마토

## 주간 반입량(톤)

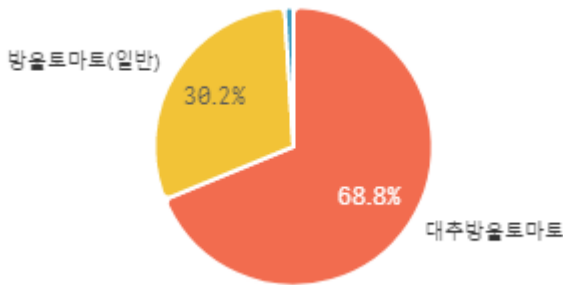
◆ 2024    ● 2023    ▲ 평년



구분	금주(A)	전주(B)	전월(C)	전년(D)	평년(E)	A/B	A/C	A/D	A/E
물량(톤)	327	292	318	460	482	111.7%	102.9%	71.0%	67.8%

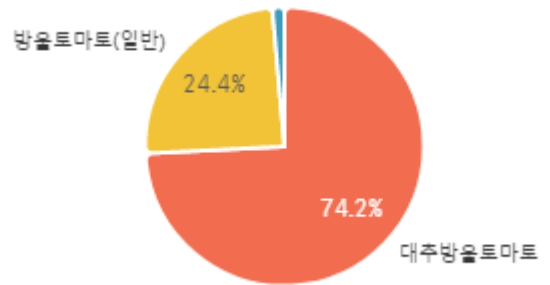
### 출하 품종별 거래물량 구성비

송이토마트

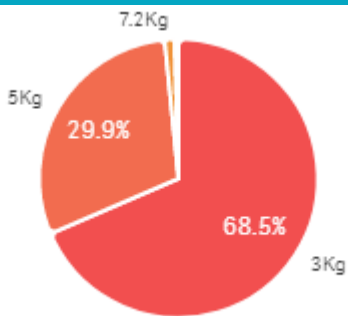


### 출하 품종별 거래금액 구성비

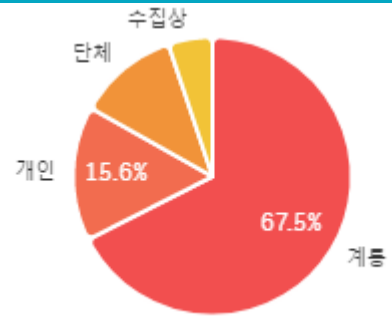
송이토마트



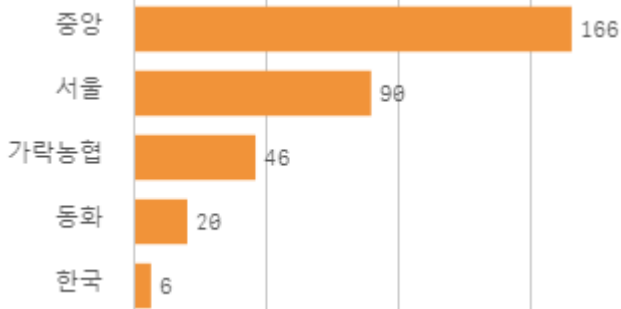
### 거래 단량별 물량 구성비



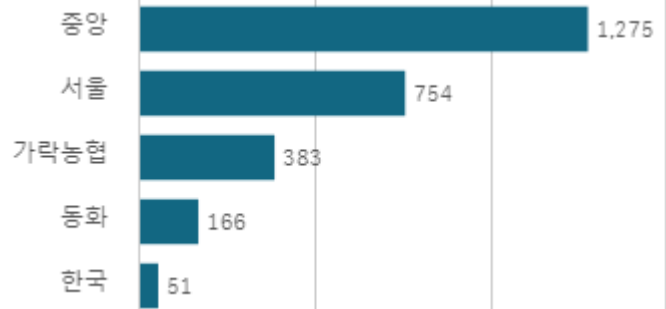
### 출하자별 거래물량 구성비



### 도매시장 법인별 거래물량(톤)



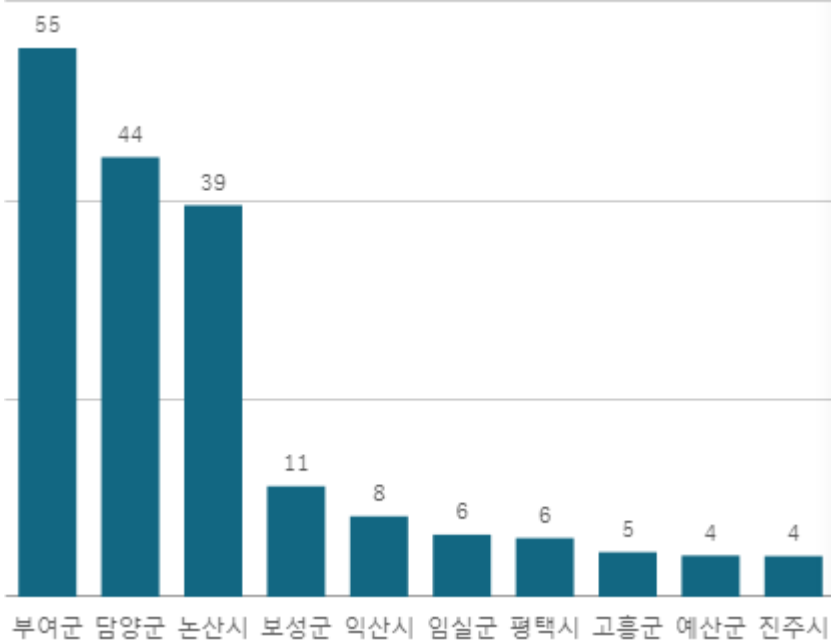
### 도매시장 법인별 거래금액(백만원)





# 대추방울토마토(3Kg)

산지별 거래물량(톤)



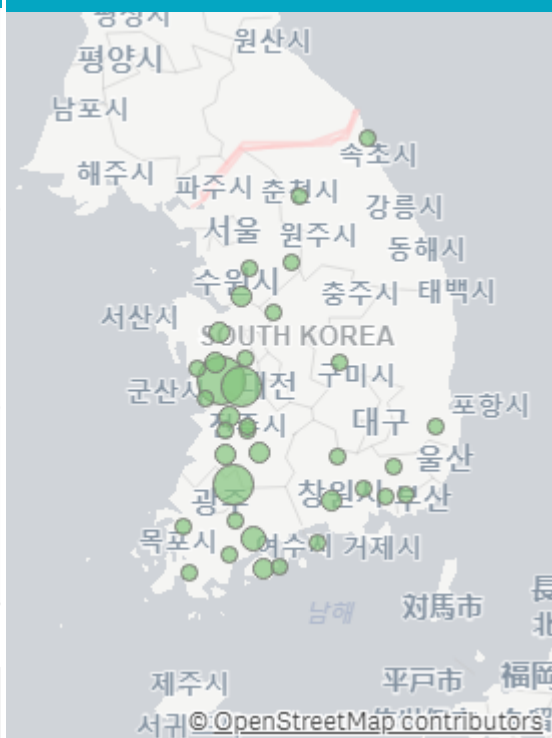
출하산지(개소)

37

출하건수(천건)

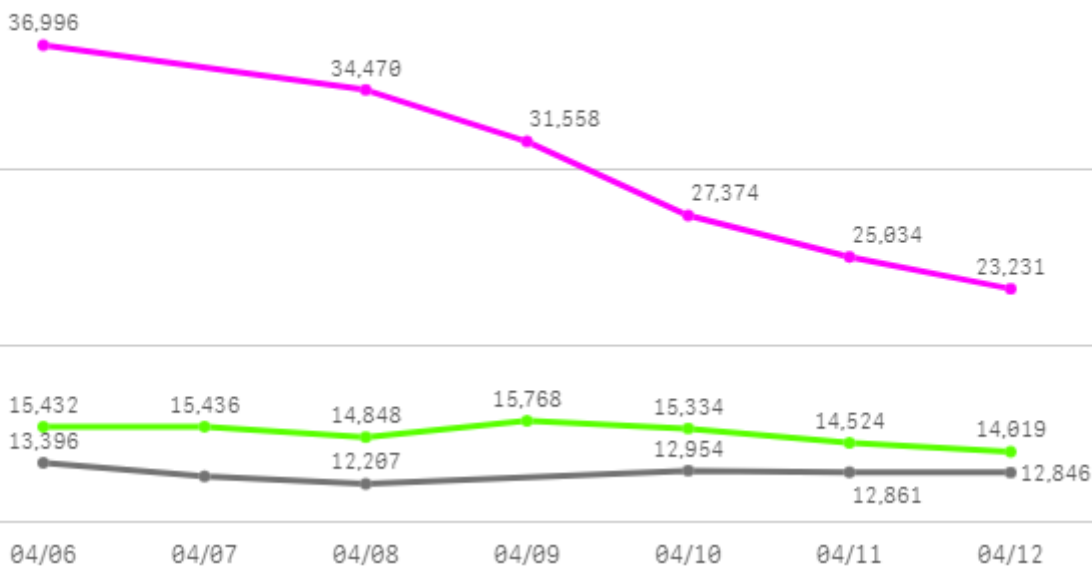
3

산지별 주출하 시군구



주간 도매가격(원)

◆ 2024    ● 2023    ◆ 평년

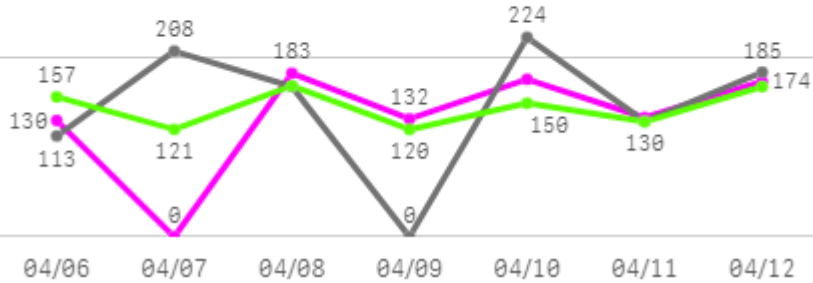


구분	금주(A)	전주(B)	전월(C)	전년(D)	평년(E)	A/B	A/C	A/D	A/E
가격(원)	29,777	35,056	27,853	12,815	15,057	84.9%	106.9%	232.4%	197.8%

# 토마토

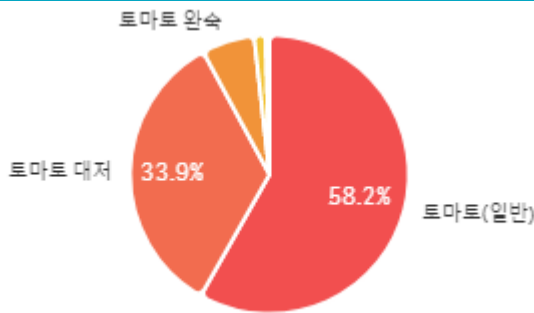
## 주간 반입량(톤)

◆ 2024    ● 2023    ▲ 평년

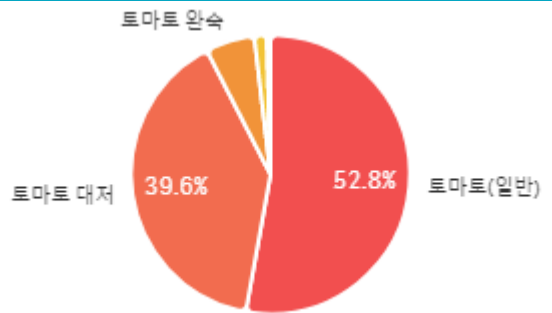


구분	금주(A)	전주(B)	전월(C)	전년(D)	평년(E)	A/B	A/C	A/D	A/E
물량(톤)	931	807	712	1,028	1,014	115.4%	130.7%	90.6%	91.8%

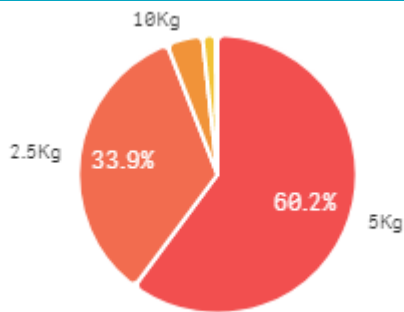
### 출하 품종별 거래물량 구성비



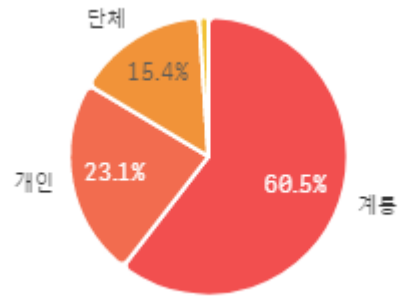
### 출하 품종별 거래금액 구성비



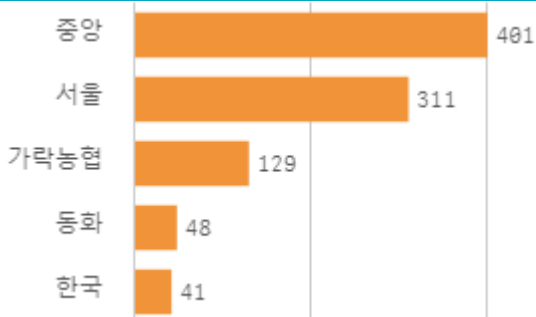
### 거래 단량별 물량 구성비



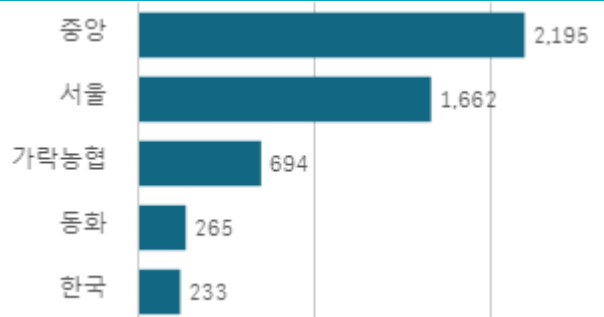
### 출하자별 거래물량 구성비



### 도매시장 법인별 거래물량(톤)

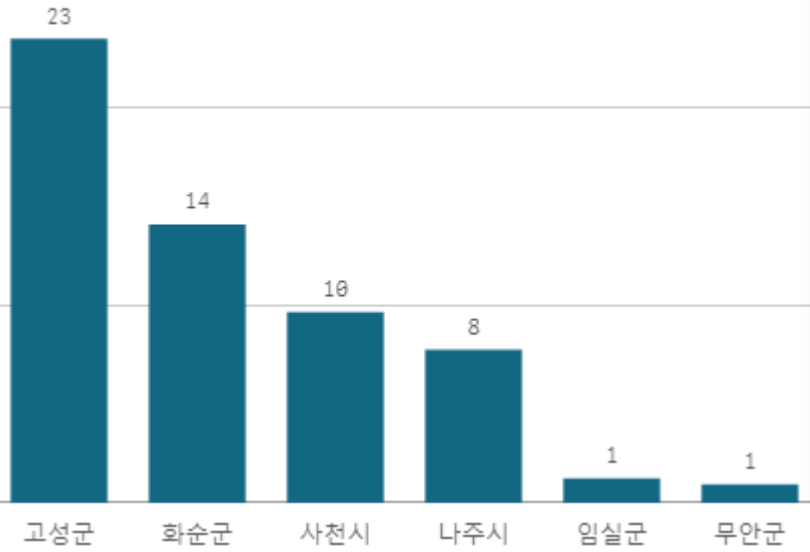


### 도매시장 법인별 거래금액(백만원)



# 토마토 완속(5Kg)

산지별 거래물량(톤)



출하산지(개소)

6

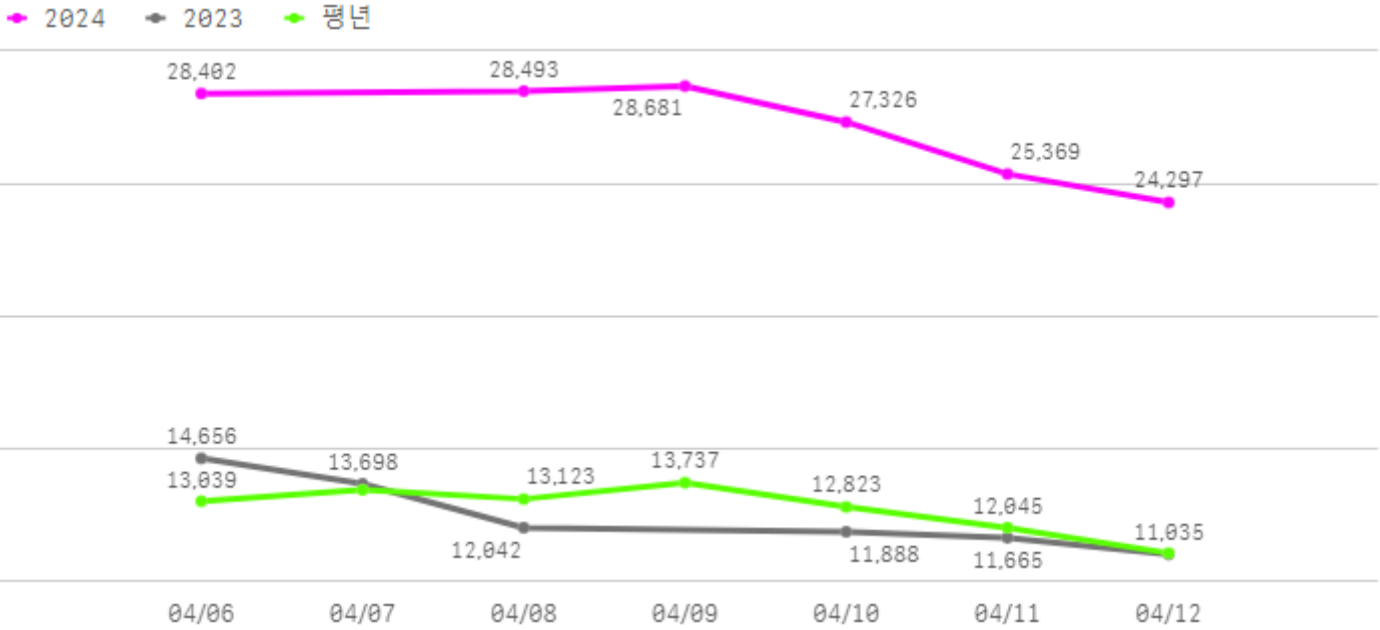
출하건수(천건)

0

산지별 주출하 시군구



주간 도매가격(원)

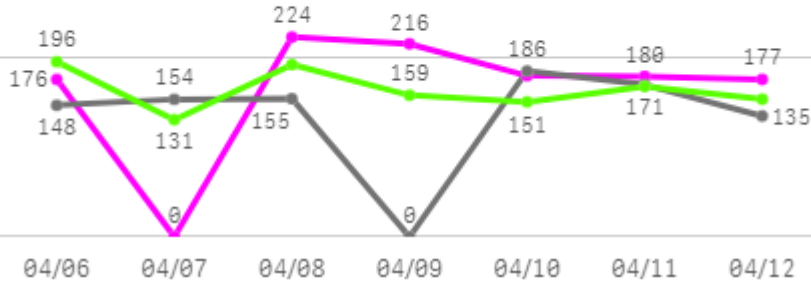


구분	금주(A)	전주(B)	전월(C)	전년(D)	평년(E)	A/B	A/C	A/D	A/E
가격(원)	27,095	26,964	28,361	12,497	12,781	100.5%	95.5%	216.8%	212.0%

# 딸기

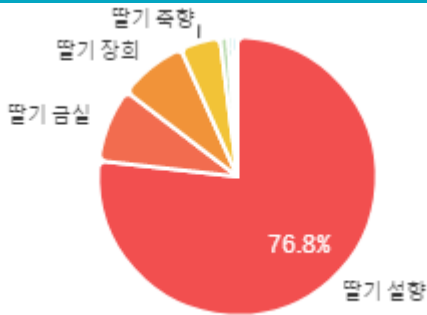
## 주간 반입량(톤)

◆ 2024    ● 2023    ▲ 평년

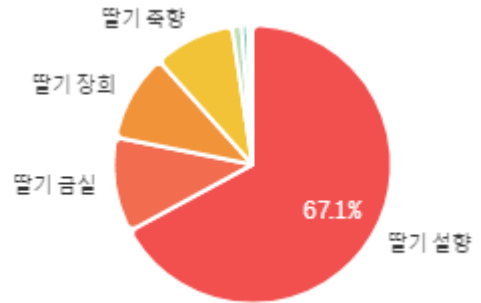


구분	금주(A)	전주(B)	전월(C)	전년(D)	평년(E)	A/B	A/C	A/D	A/E
물량(톤)	1,154	1,136	983	949	1,154	101.6%	117.5%	121.7%	100.0%

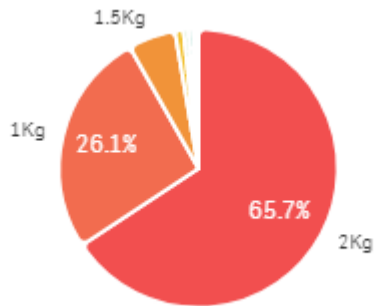
## 출하 품종별 거래물량 구성비



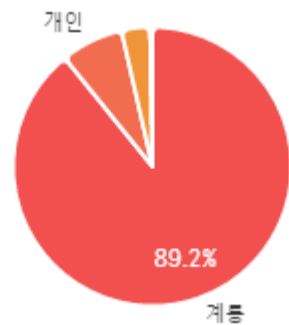
## 출하 품종별 거래금액 구성비



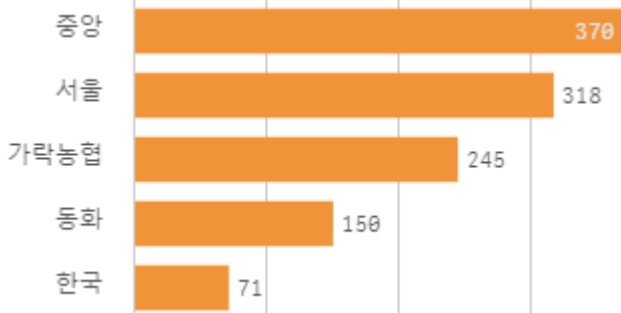
## 거래 단량별 물량 구성비



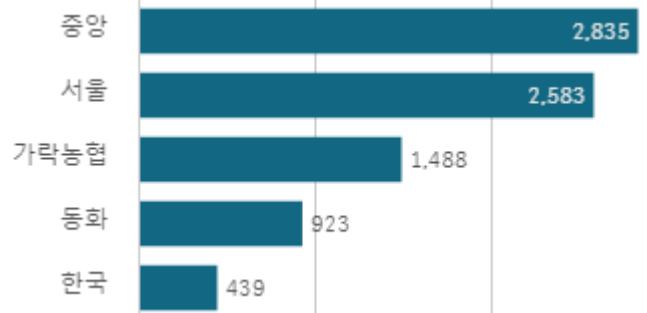
## 출하자별 거래물량 구성비



## 도매시장 법인별 거래물량(톤)

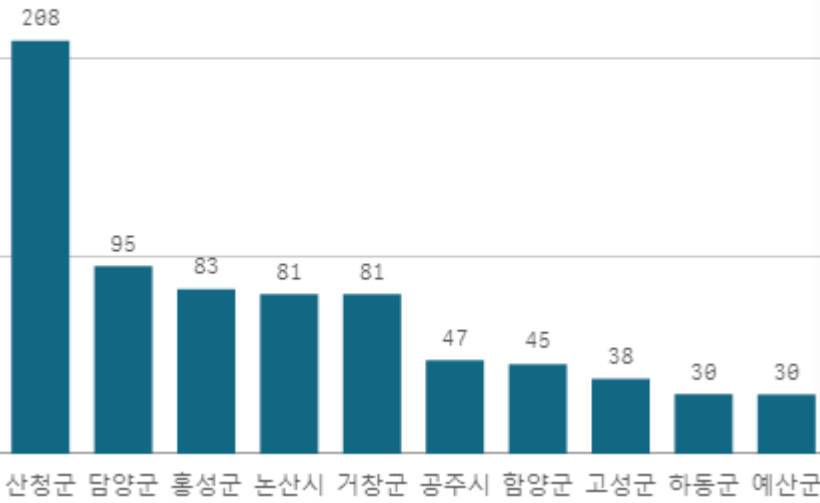


## 도매시장 법인별 거래금액(백만원)



# 딸기 설향(2Kg)

산지별 거래물량(톤)



출하산지(개소)

31

출하건수(천건)

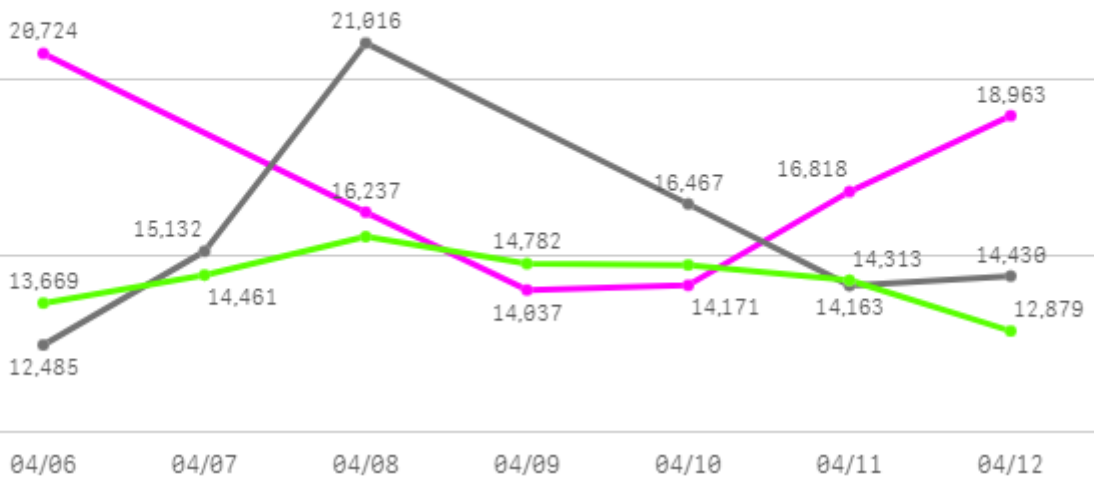
20

산지별 주출하 시군구



주간 도매가격(원)

◆ 2024    ● 2023    ◆ 평년

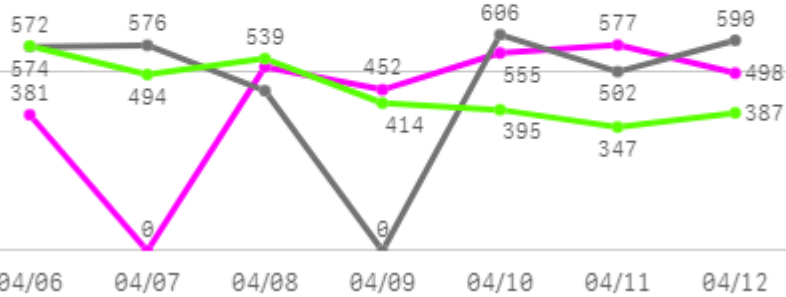


구분	금주(A)	전주(B)	전월(C)	전년(D)	평년(E)	A/B	A/C	A/D	A/E
가격(원)	16,825	18,808	24,529	15,616	14,360	89.5%	68.6%	107.7%	117.2%

# 무

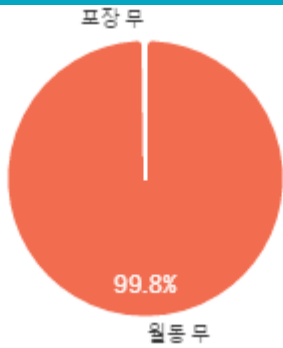
## 주간 반입량(톤)

◆ 2024    ● 2023    ▲ 평년

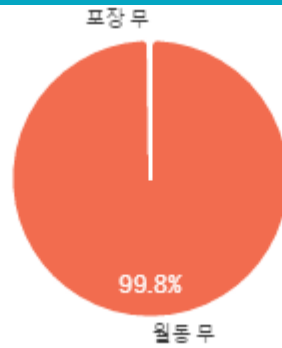


구분	금주(A)	전주(B)	전월(C)	전년(D)	평년(E)	A/B	A/C	A/D	A/E
물량(톤)	2,979	3,707	2,991	3,296	3,151	80.4%	99.6%	90.4%	94.5%

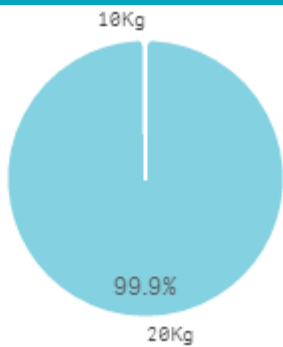
### 출하 품종별 거래물량 구성비



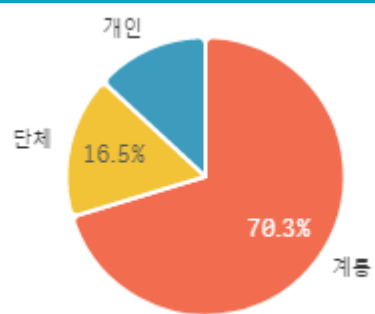
### 출하 품종별 거래금액 구성비




### 거래 단량별 물량 구성비



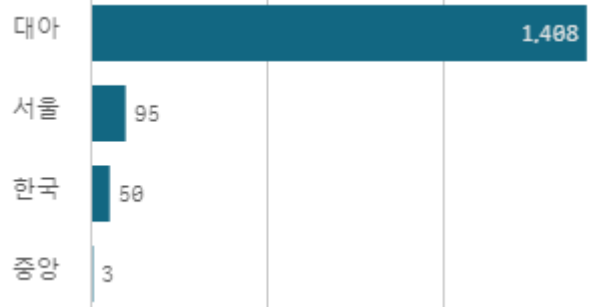
### 출하자별 거래물량 구성비



### 도매시장 법인별 거래물량(톤)

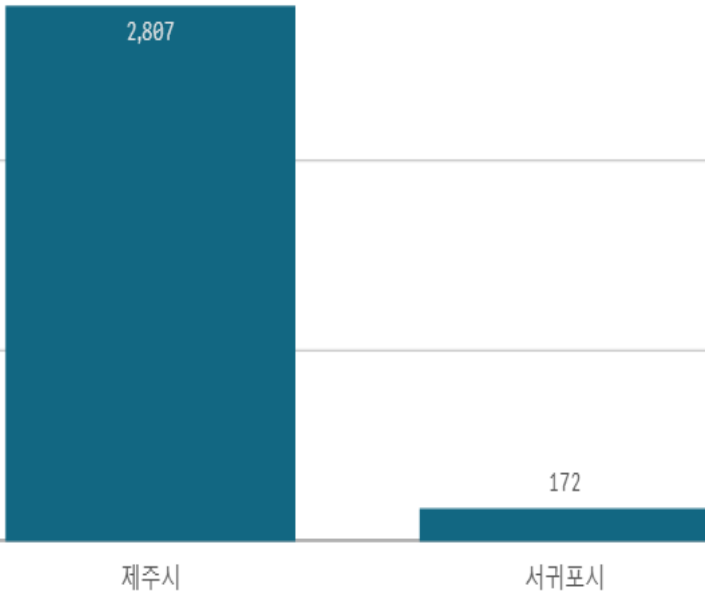


### 도매시장 법인별 거래금액(백만원)



# 무(20Kg)

산지별 거래물량(톤)

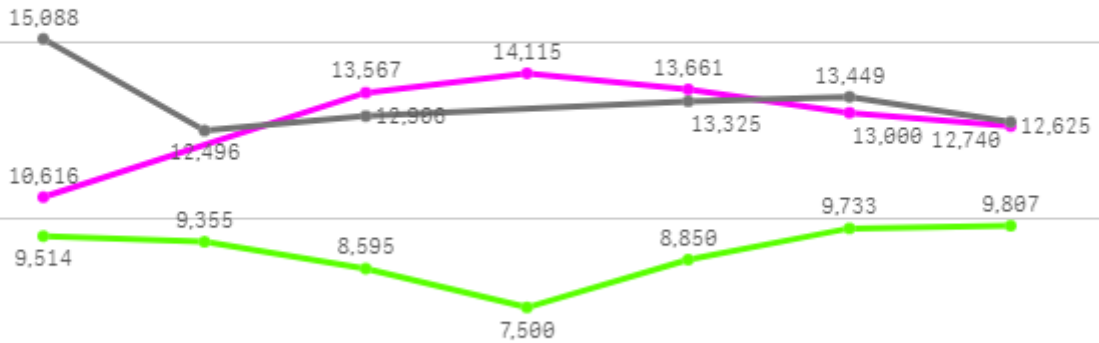


산지별 주출하 시군구



주간 도매가격(원)

◆ 2024    ● 2023    ◆ 평년



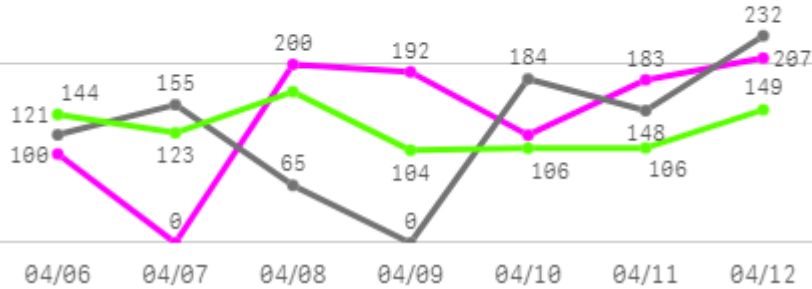
04/06    04/07    04/08    04/09    04/10    04/11    04/12

구분	금주(A)	전주(B)	전월(C)	전년(D)	평년(E)	A/B	A/C	A/D	A/E
가격(원)	12,931	13,188	11,733	13,334	9,051	98.0%	110.2%	97.0%	142.9%

# 당근

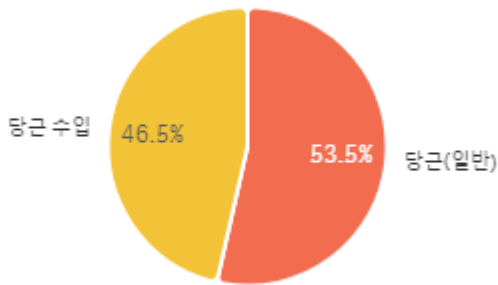
## 주간 반입량(톤)

◆ 2024    ● 2023    ▲ 평년

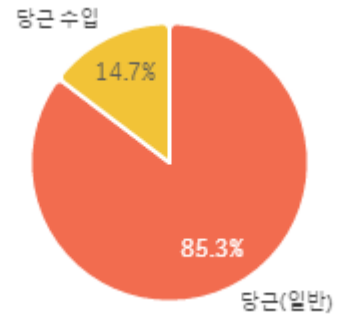


구분	금주(A)	전주(B)	전월(C)	전년(D)	평년(E)	A/B	A/C	A/D	A/E
물량(톤)	1,002	1,143	1,288	905	902	87.7%	77.8%	110.8%	111.0%

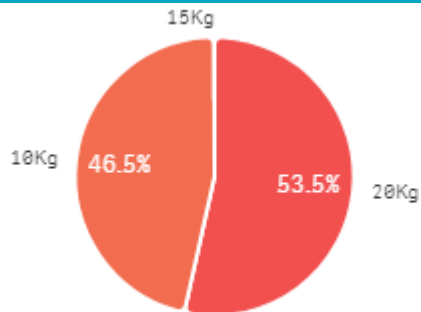
## 출하 품종별 거래물량 구성비



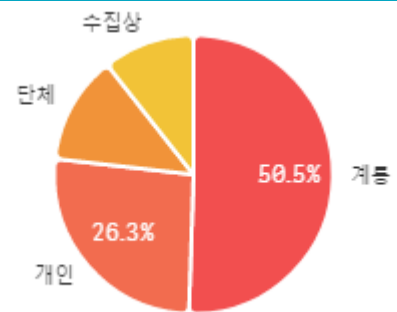
## 출하 품종별 거래금액 구성비



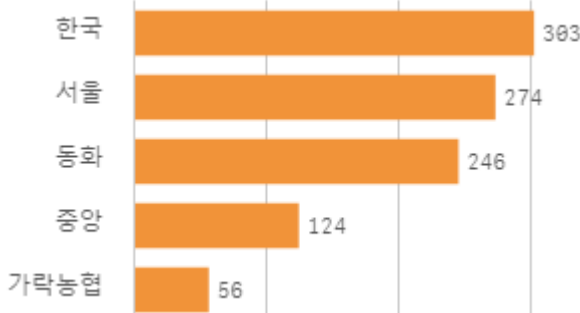
## 거래 단량별 물량 구성비



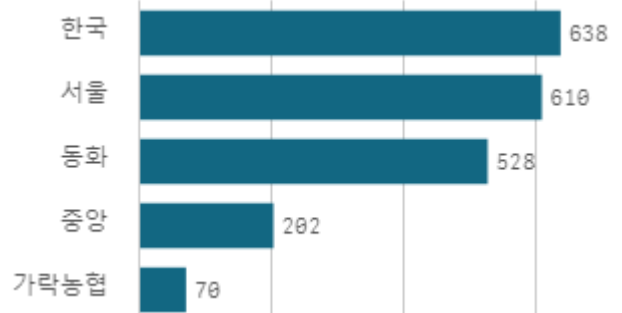
## 출하자별 거래물량 구성비



## 도매시장 법인별 거래물량(톤)



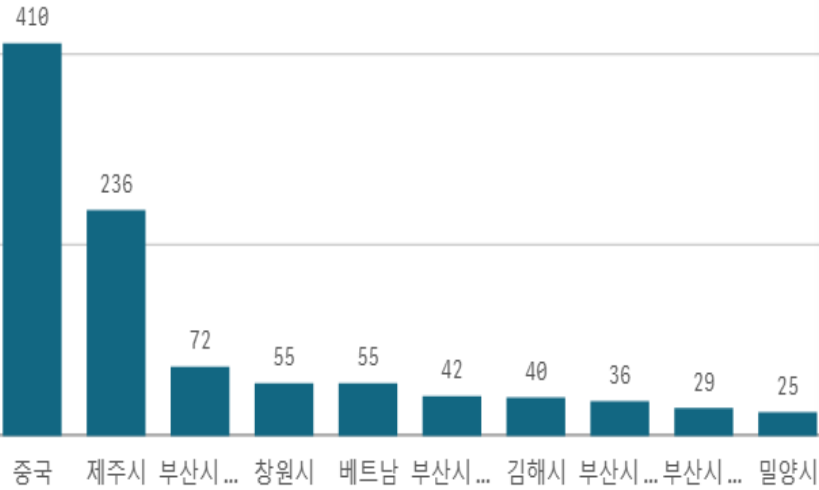
## 도매시장 법인별 거래금액(백만원)



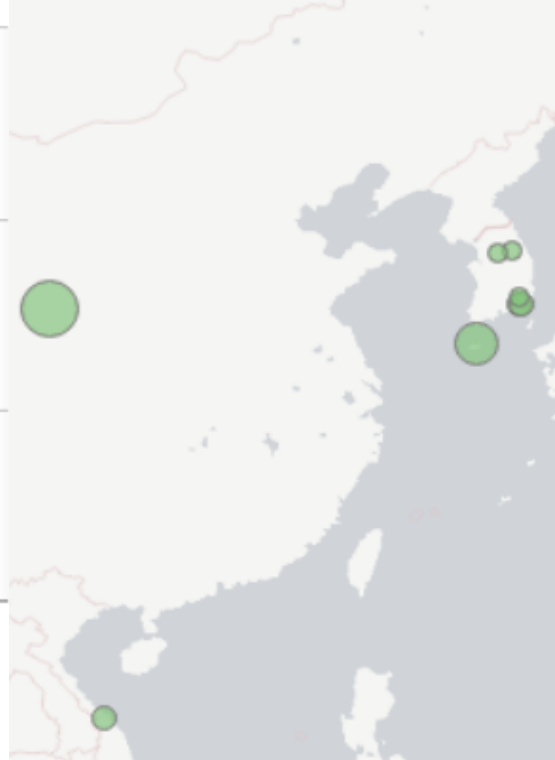


# 당근(20Kg)

산지별 거래물량(톤)



산지별 주출하 시군구



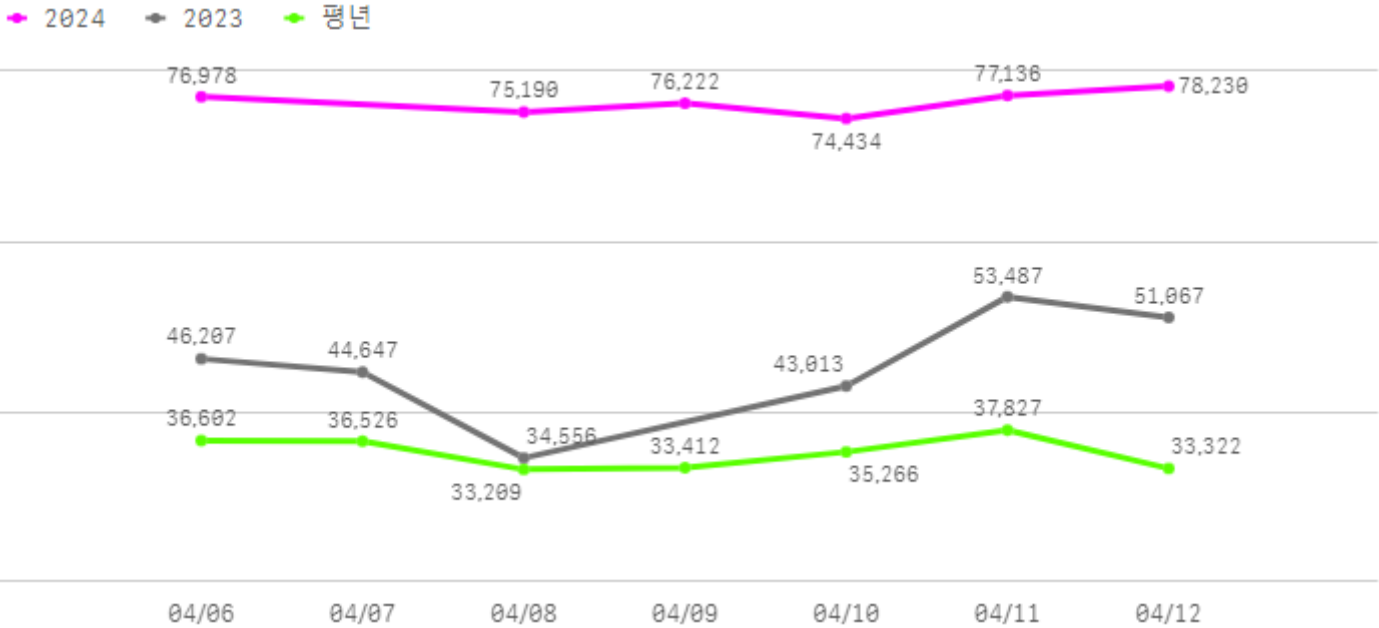
출하산지(개소)

12

출하건수(전건)

1

주간 도매가격(원)

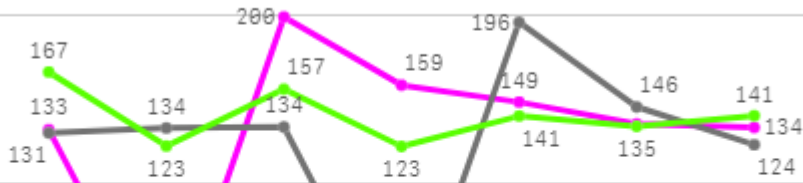


구분	금주(A)	전주(B)	전월(C)	전년(D)	평년(E)	A/B	A/C	A/D	A/E
가격(원)	76,365	74,080	49,864	45,496	35,149	103.1%	153.1%	167.8%	217.3%

# 생고추

## 주간 반입량(톤)

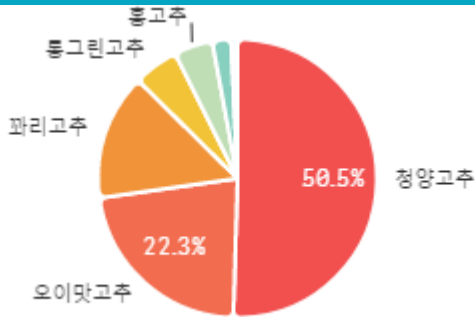
◆ 2024    ● 2023    ▲ 평년



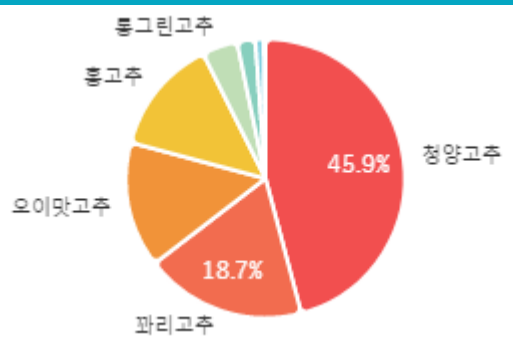
04/06    04/07    04/08    04/09    04/10    04/11    04/12

구분	금주(A)	전주(B)	전월(C)	전년(D)	평년(E)	A/B	A/C	A/D	A/E
물량(톤)	910	807	651	865	985	112.7%	139.8%	105.3%	92.4%

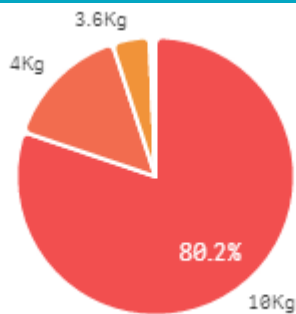
### 출하 품종별 거래물량 구성비



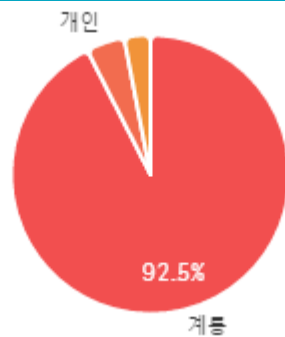
### 출하 품종별 거래금액 구성비



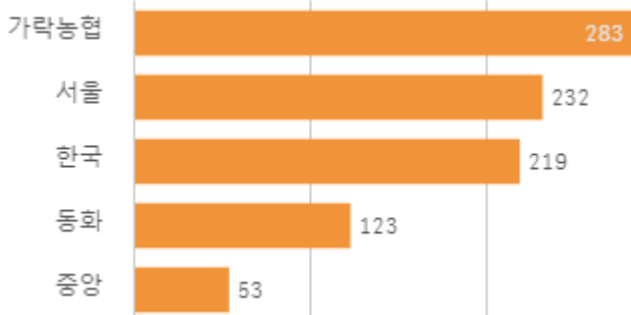
### 거래 단량별 물량 구성비



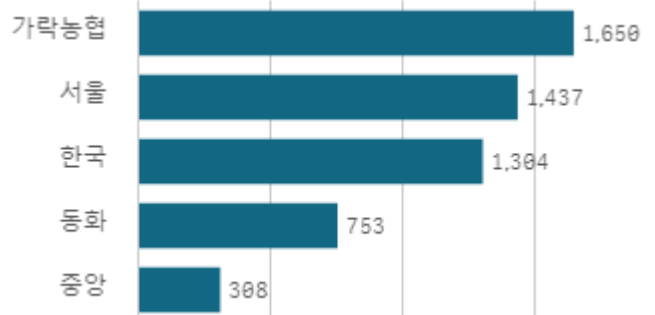
### 출하자별 거래물량 구성비



### 도매시장 법인별 거래물량(톤)

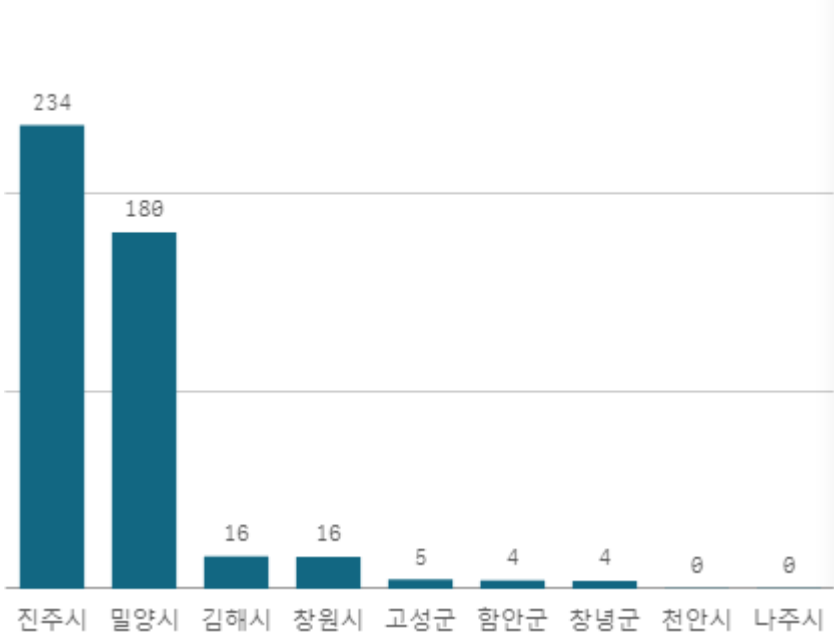


### 도매시장 법인별 거래금액(백만원)



# 청양고추(10Kg)

산지별 거래물량(톤)



출하산지(개소)

9

출하건수(천건)

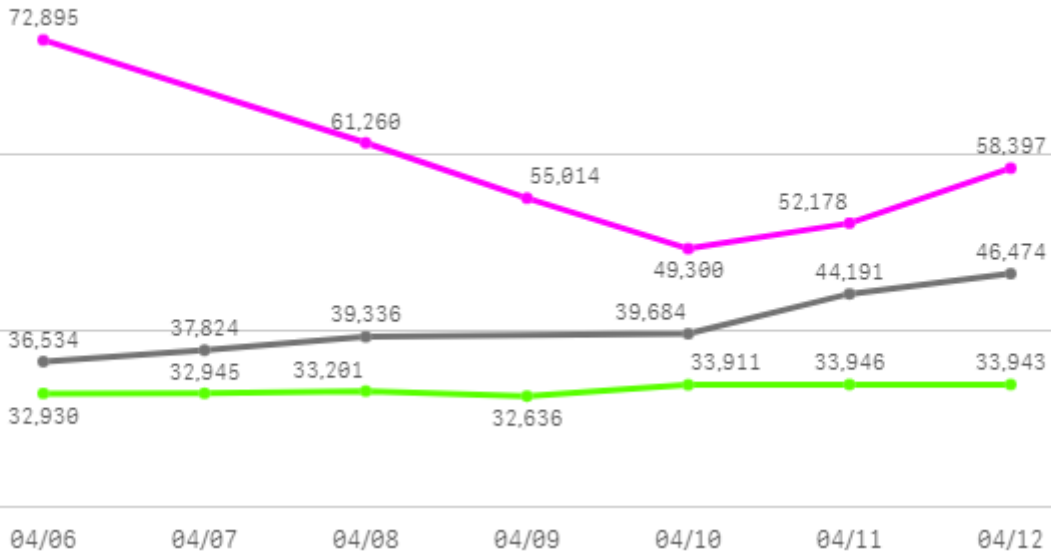
3

산지별 주출하 시군구



주간 도매가격(원)

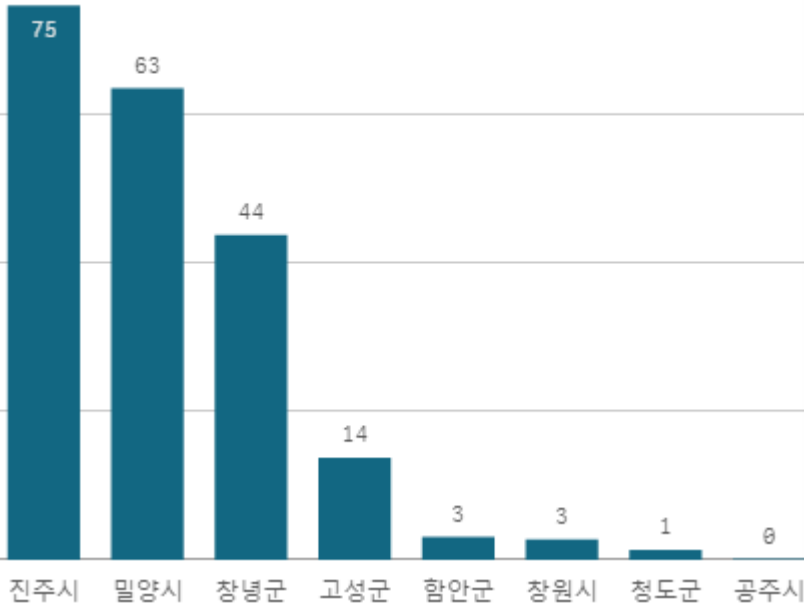
◆ 2024    ● 2023    ◆ 평년



구분	금주(A)	전주(B)	전월(C)	전년(D)	평년(E)	A/B	A/C	A/D	A/E
가격(원)	58,174	75,293	160,960	40,674	33,339	77.3%	36.1%	143.0%	174.5%

# 오이맛고추(10Kg)

산지별 거래물량(톤)



출하산지(개소)

8

출하건수(천건)

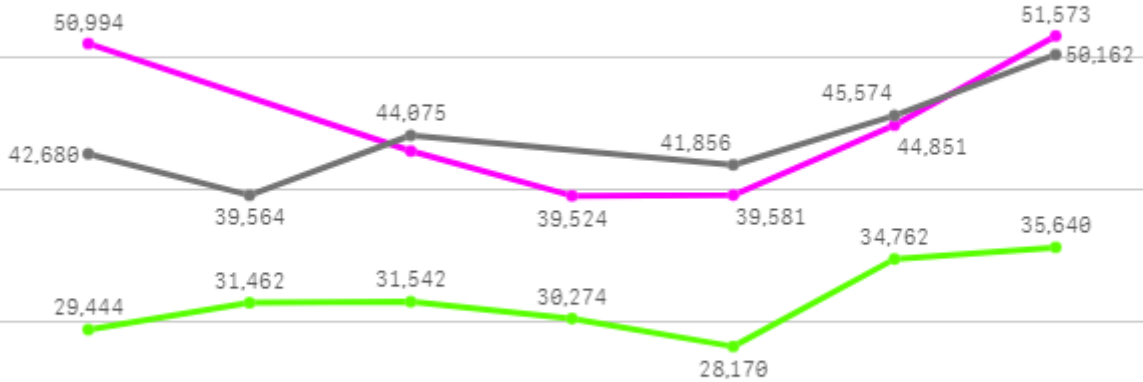
2

산지별 주출하 시군구



주간 도매가격(원)

◆ 2024    ● 2023    ◆ 평년



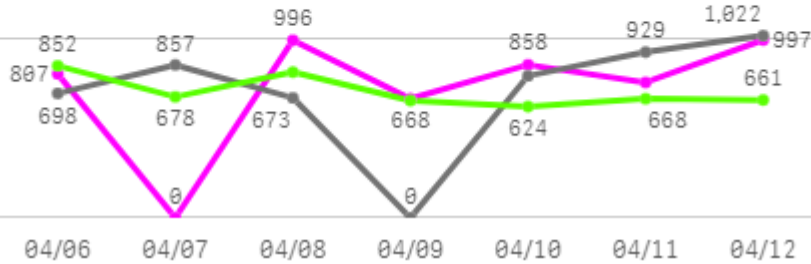
04/06    04/07    04/08    04/09    04/10    04/11    04/12

구분	금주(A)	전주(B)	전월(C)	전년(D)	평년(E)	A/B	A/C	A/D	A/E
가격(원)	44,904	49,369	93,150	43,985	31,539	91.0%	48.2%	102.1%	142.4%

# 양파

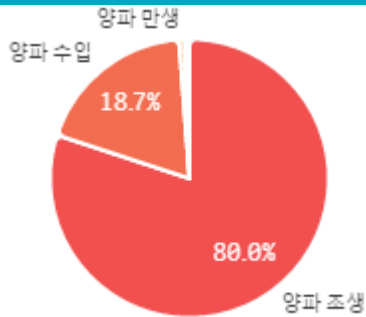
## 주간 반입량(톤)

◆ 2024    ● 2023    ▲ 평년

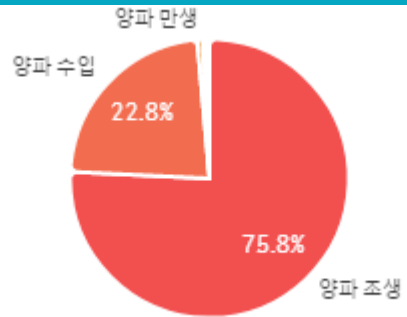


구분	금주(A)	전주(B)	전월(C)	전년(D)	평년(E)	A/B	A/C	A/D	A/E
물량(톤)	5,085	4,499	4,181	4,975	4,958	113.0%	121.6%	102.2%	102.6%

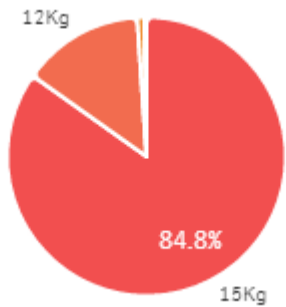
### 출하 품종별 거래물량 구성비



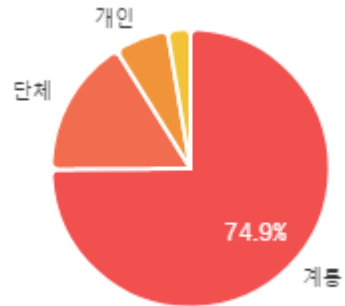
### 출하 품종별 거래금액 구성비



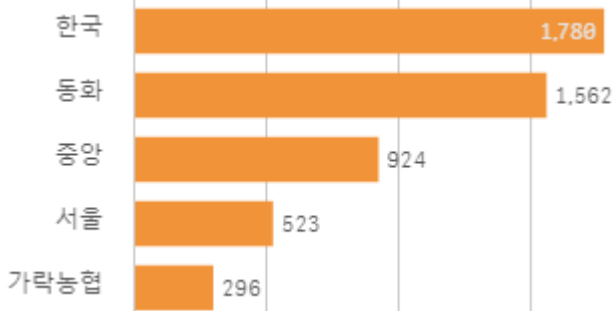
### 거래 단량별 물량 구성비



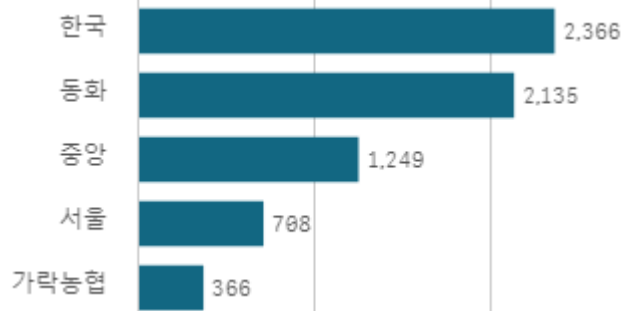
### 출하자별 거래물량 구성비



### 도매시장 법인별 거래물량(톤)

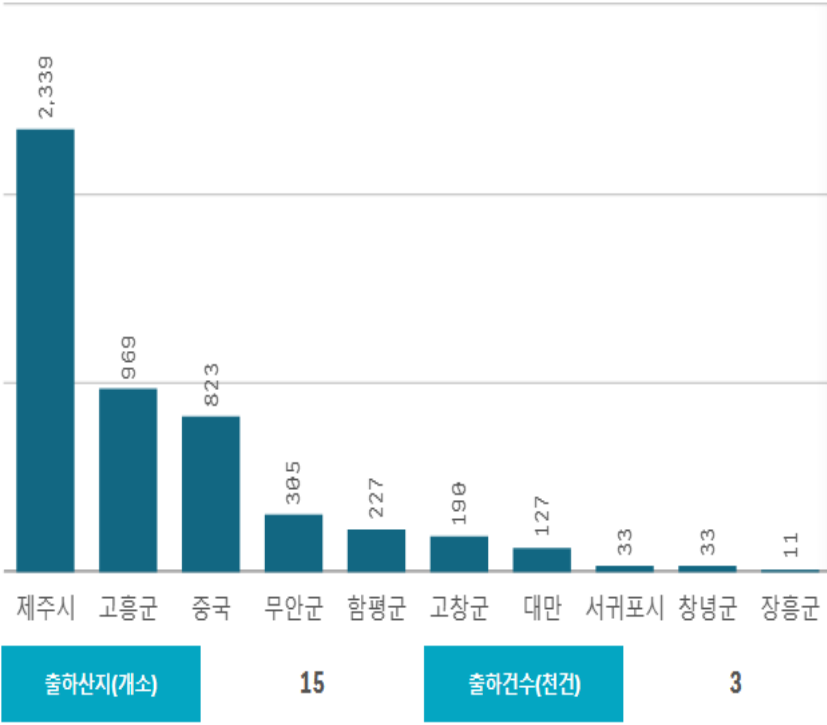


### 도매시장 법인별 거래금액(백만원)



# 양파(1Kg)

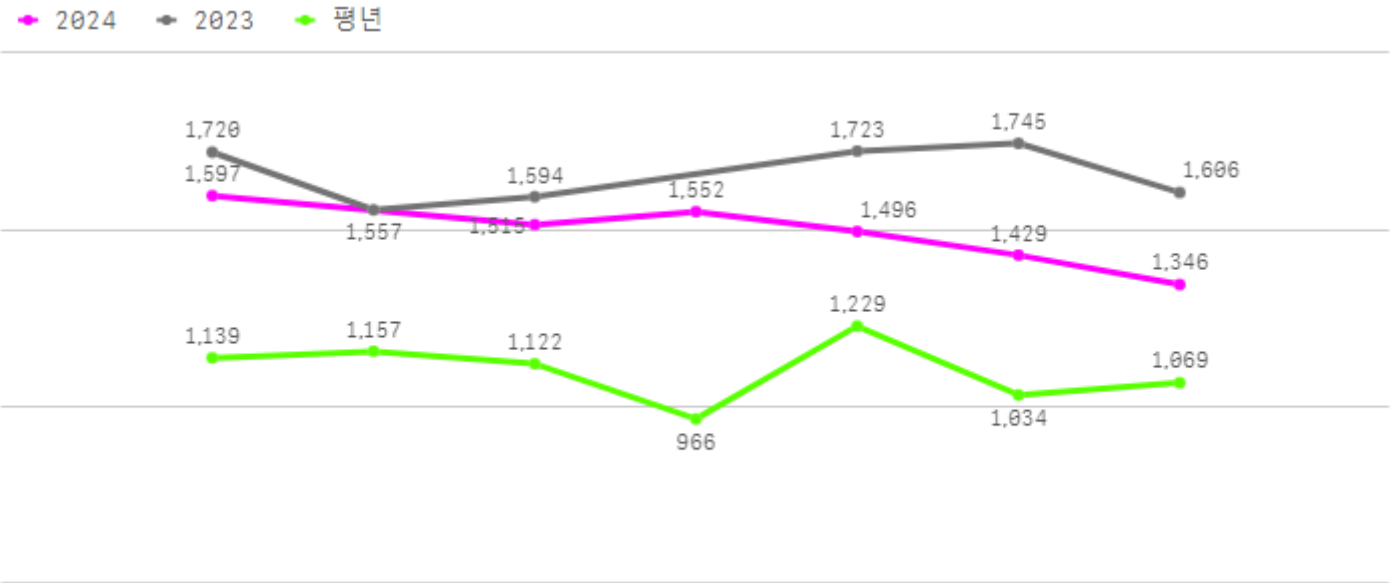
산지별 거래물량(톤)



산지별 주출하 시군구



주간 도매가격(원)

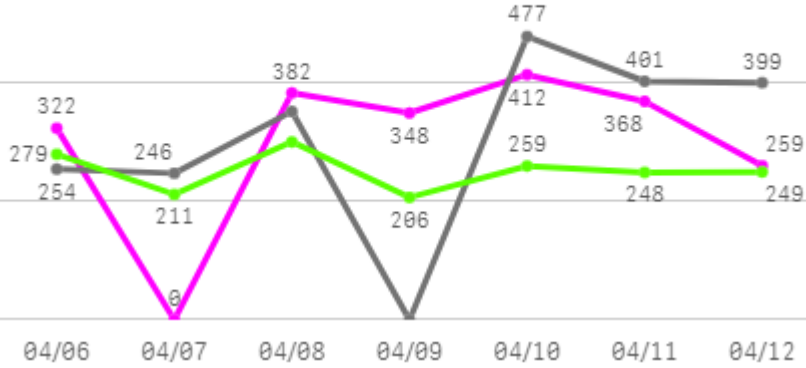


구분	금주(A)	전주(B)	전월(C)	전년(D)	평년(E)	A/B	A/C	A/D	A/E
가격(원)	1,489	1,802	1,368	1,658	1,104	82.6%	108.9%	89.8%	134.9%

# 대파

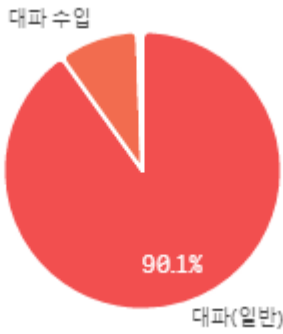
## 주간 반입량(톤)

◆ 2024    ● 2023    ▲ 평년

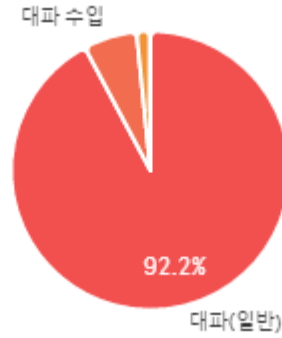


구분	금주(A)	전주(B)	전월(C)	전년(D)	평년(E)	A/B	A/C	A/D	A/E
물량(톤)	2,091	2,136	2,564	2,127	1,750	97.9%	81.5%	98.3%	119.5%

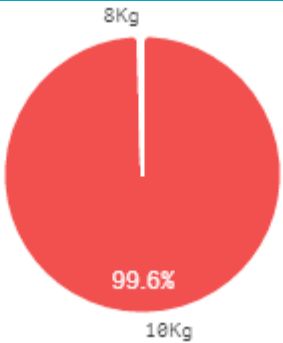
## 출하 품종별 거래물량 구성비



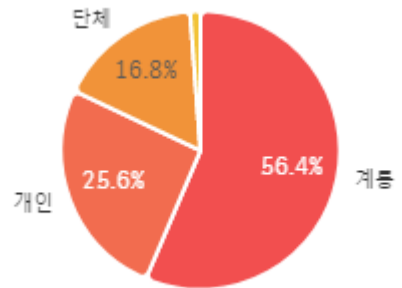
## 출하 품종별 거래금액 구성비



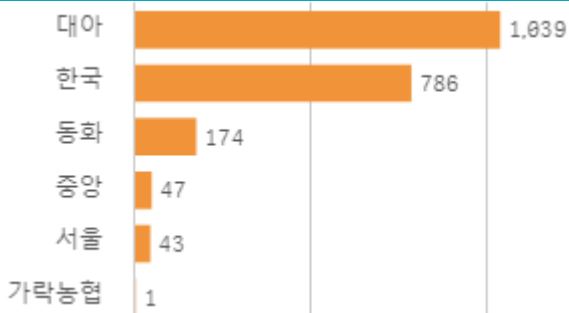
## 거래 단량별 물량 구성비



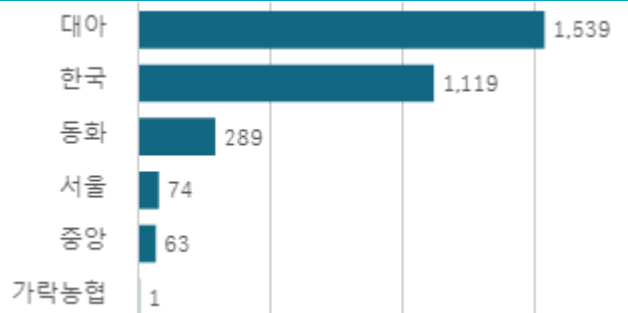
## 출하자별 거래물량 구성비



## 도매시장 법인별 거래물량(톤)

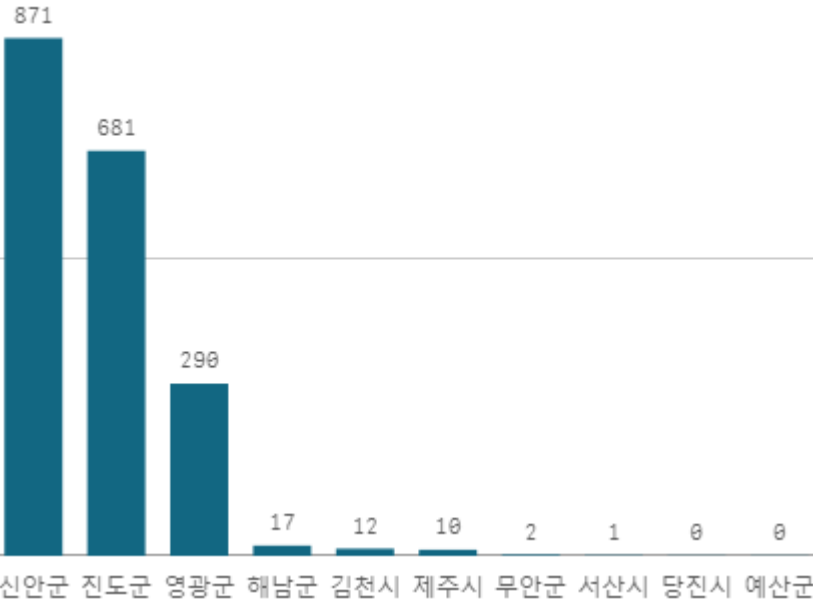


## 도매시장 법인별 거래금액(백만원)

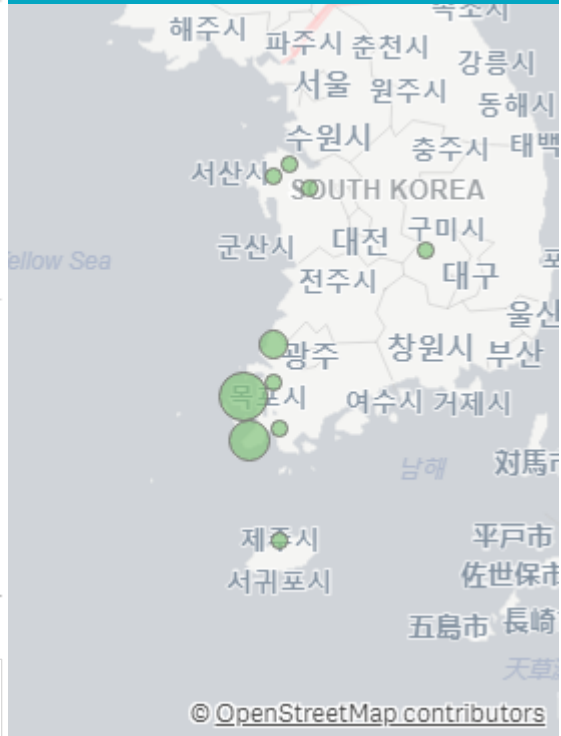


# 대파(일반)(1Kg)

산지별 거래물량(톤)



산지별 주출하 시군구



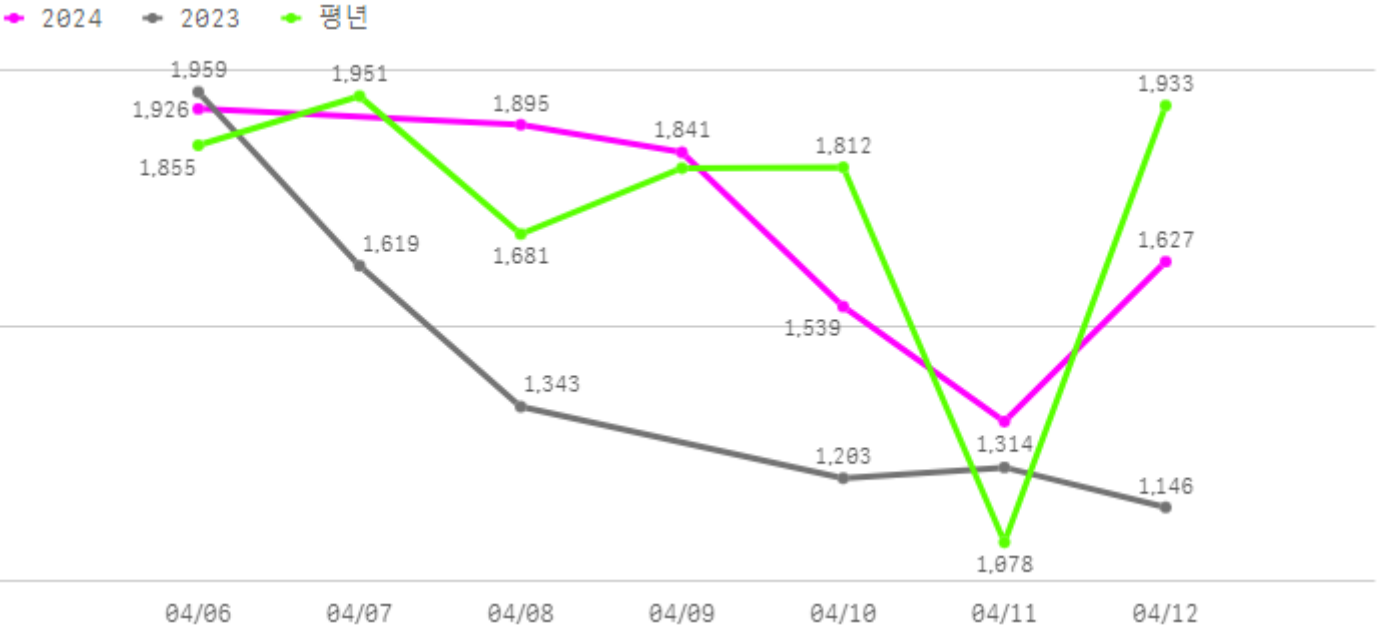
출하산지(개소)

10

출하건수(천건)

1

주간 도매가격(원)



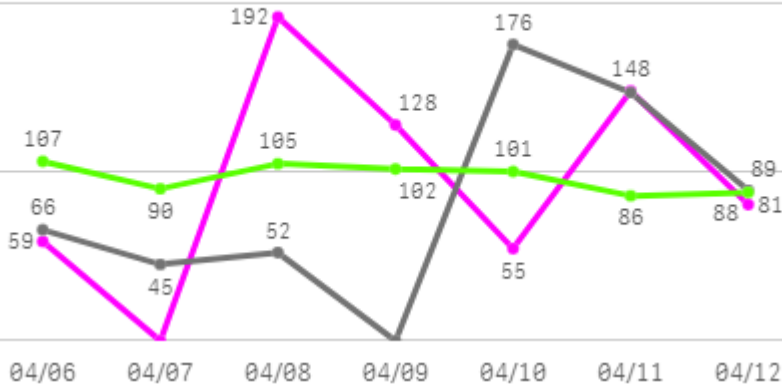
구분	금주(A)	전주(B)	전월(C)	전년(D)	평년(E)	A/B	A/C	A/D	A/E
가격(원)	1,690	2,121	2,698	1,416	1,734	79.7%	62.7%	119.4%	97.5%



# 쪽파

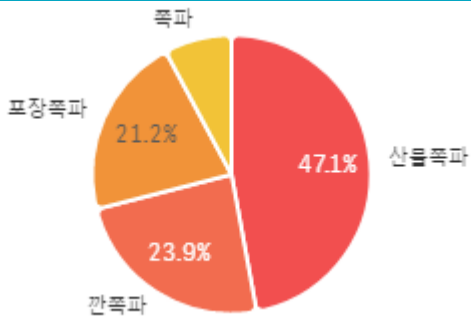
## 주간 반입량(톤)

2024 2023 평년

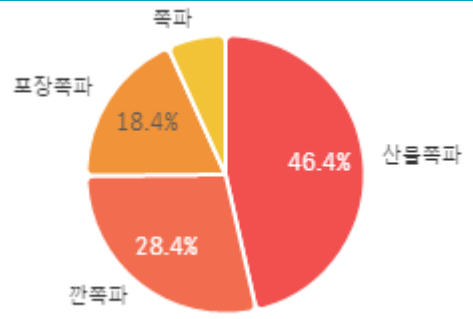


구분	금주(A)	전주(B)	전월(C)	전년(D)	평년(E)	A/B	A/C	A/D	A/E
물량(톤)	664	612	384	577	679	108.4%	173.0%	115.1%	97.7%

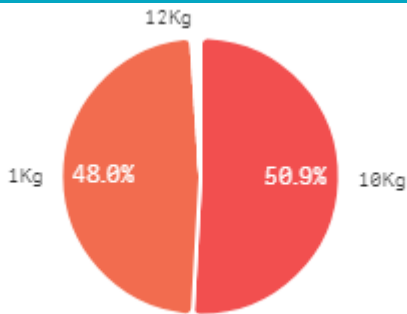
## 출하 품종별 거래물량 구성비



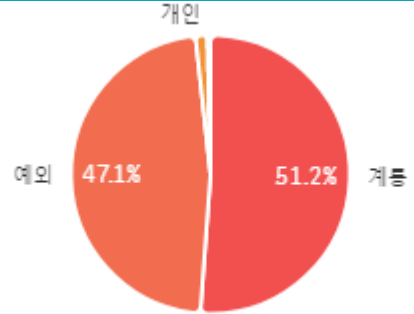
## 출하 품종별 거래금액 구성비



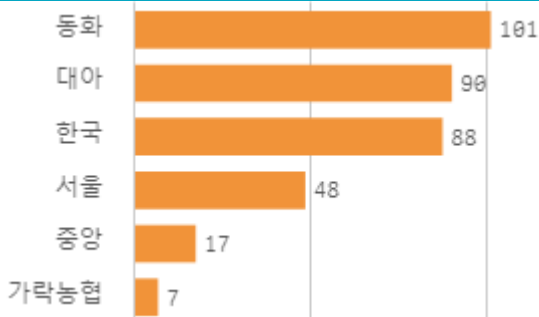
## 거래 단량별 물량 구성비



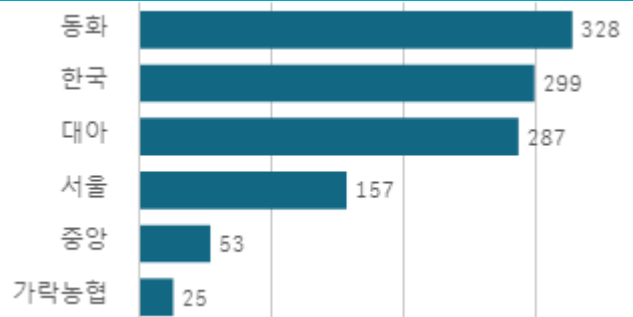
## 출하자별 거래물량 구성비



## 도매시장 법인별 거래물량(톤)

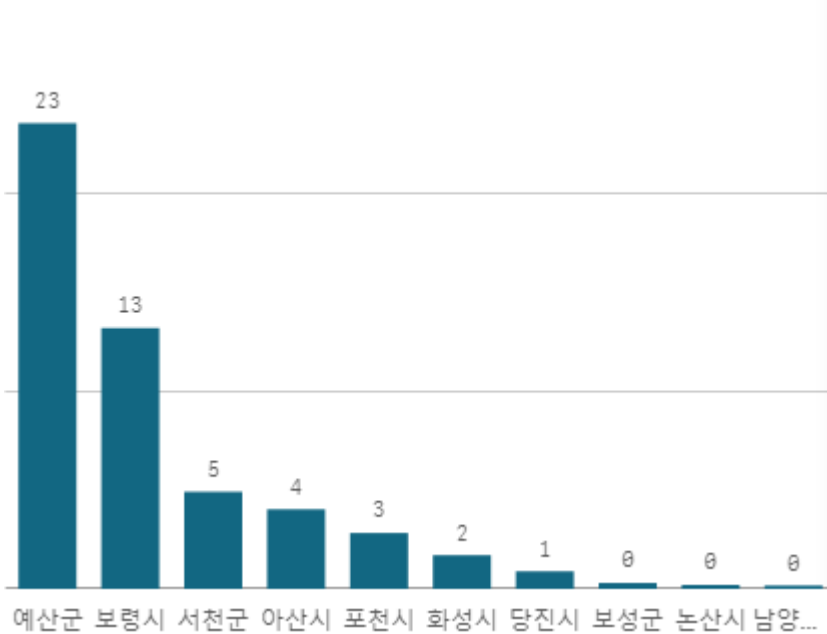


## 도매시장 법인별 거래금액(백만원)



# 쪽파(10Kg)

산지별 거래물량(톤)



출하산지(개소)

14

출하건수(천건)

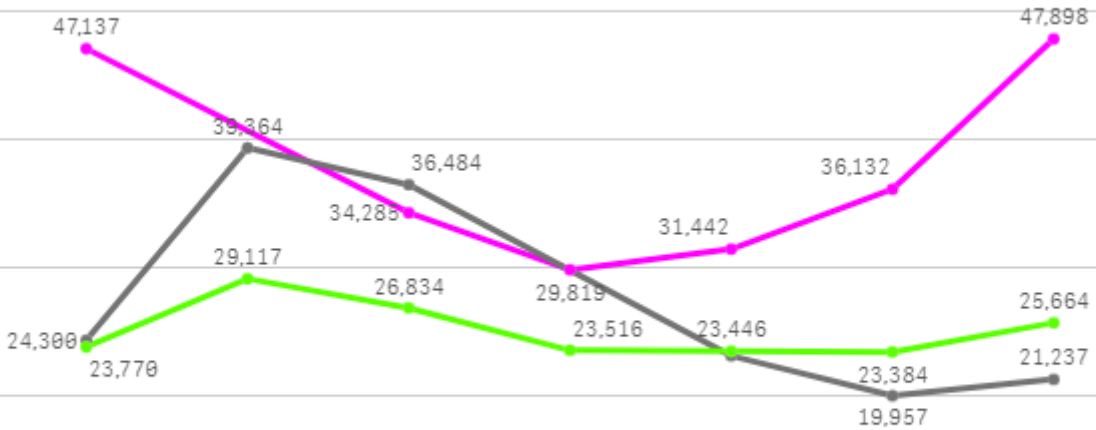
0

산지별 주출하 시군구



주간 도매가격(원)

◆ 2024    ● 2023    ◆ 평년



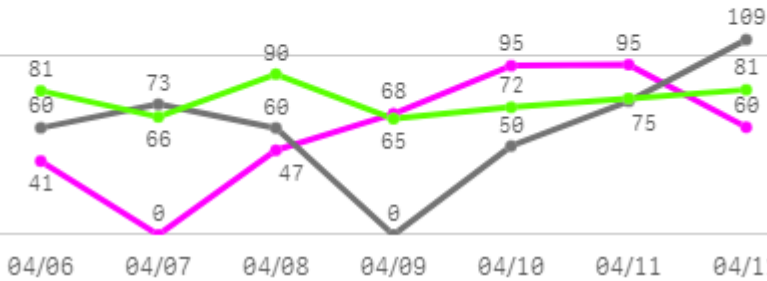
04/06    04/07    04/08    04/09    04/10    04/11    04/12

구분	금주(A)	전주(B)	전월(C)	전년(D)	평년(E)	A/B	A/C	A/D	A/E
가격(원)	37,786	39,408	58,211	27,405	25,118	95.9%	64.9%	137.9%	150.4%

# 파프리카

## 주간 반입량(톤)

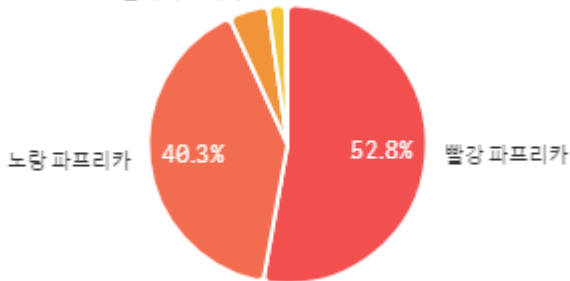
2024 2023 평년



구분	금주(A)	전주(B)	전월(C)	전년(D)	평년(E)	A/B	A/C	A/D	A/E
물량(톤)	407	395	292	427	531	103.0%	139.7%	95.3%	76.6%

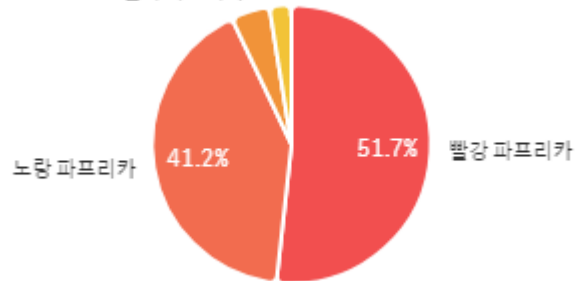
### 출하 품종별 거래물량 구성비

오렌지 파프리카



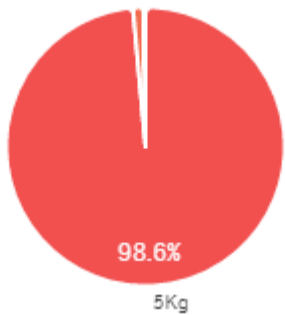
### 출하 품종별 거래금액 구성비

오렌지 파프리카



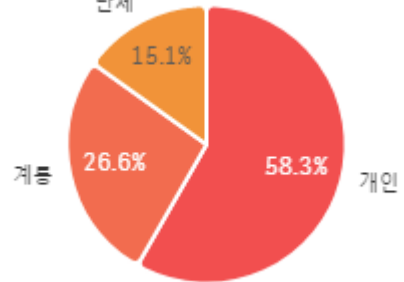
### 거래 단량별 물량 구성비

10Kg

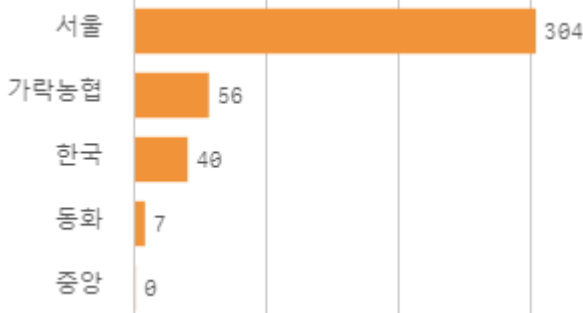


### 출하자별 거래물량 구성비

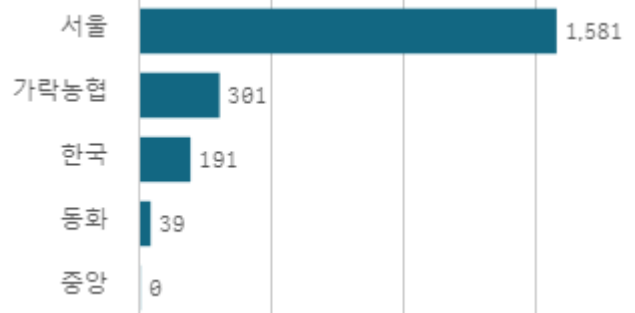
단체



### 도매시장 법인별 거래물량(톤)

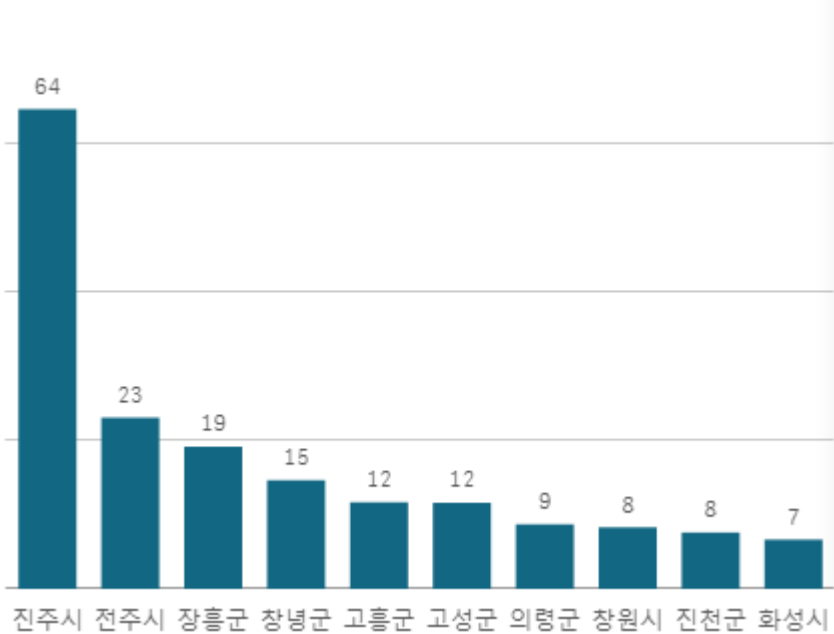


### 도매시장 법인별 거래금액(백만원)



# 빨강 파프리카(5Kg)

산지별 거래물량(톤)



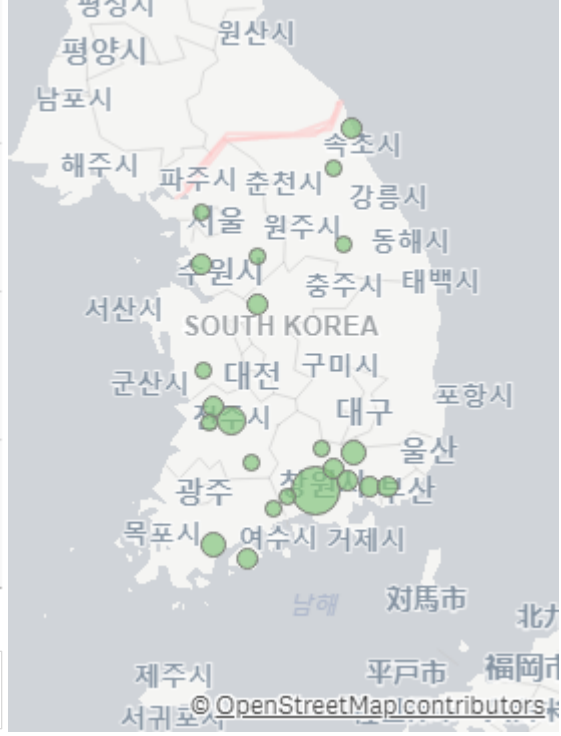
출하산지(개소)

25

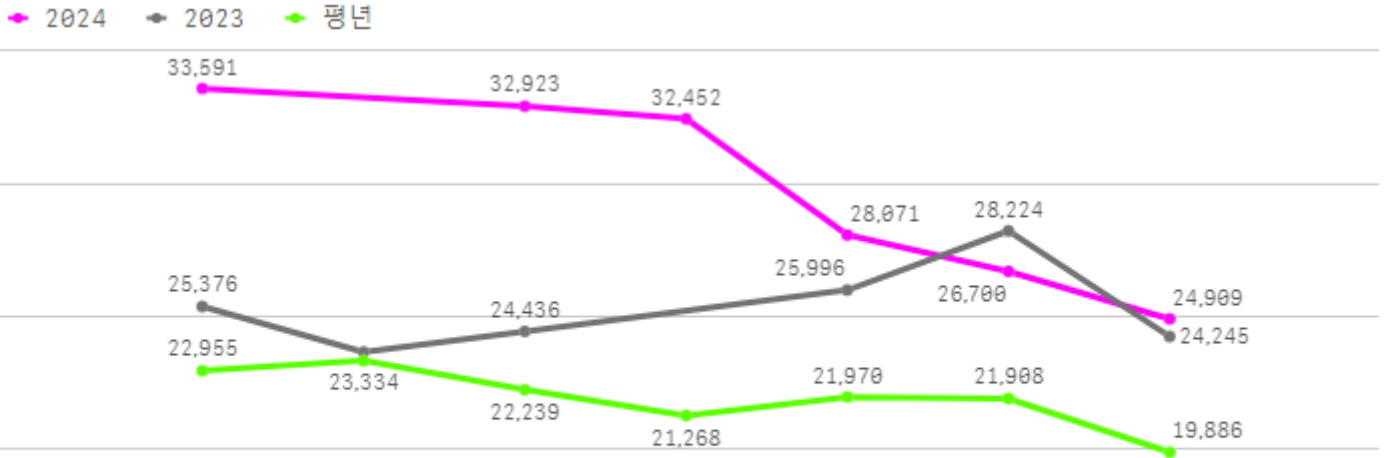
출하건수(천건)

1

산지별 주출하 시군구



주간 도매가격(원)



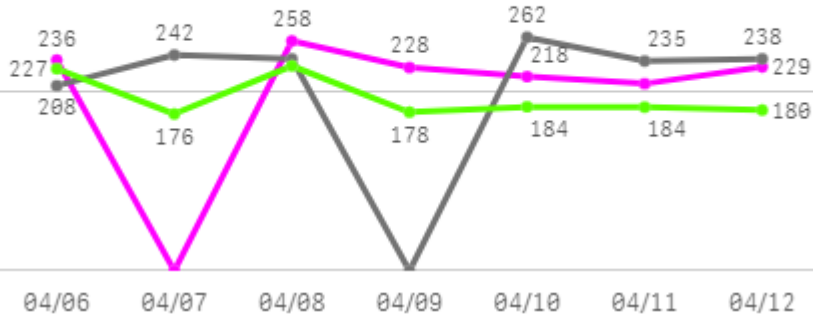
04/06    04/07    04/08    04/09    04/10    04/11    04/12

구분	금주(A)	전주(B)	전월(C)	전년(D)	평년(E)	A/B	A/C	A/D	A/E
가격(원)	29,774	34,638	47,638	25,323	21,981	86.0%	62.5%	117.6%	135.5%

# 버섯

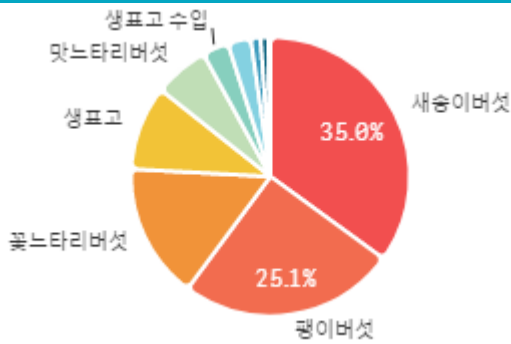
## 주간 반입량(톤)

◆ 2024    ● 2023    ▲ 평년

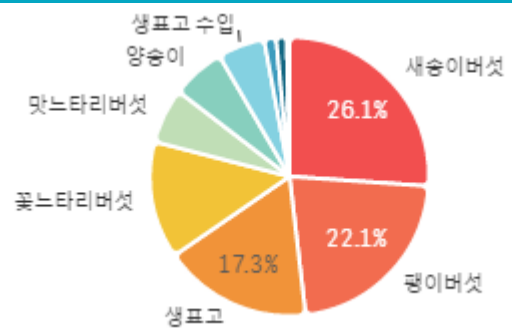


구분	금주(A)	전주(B)	전월(C)	전년(D)	평년(E)	A/B	A/C	A/D	A/E
물량(톤)	1,378	1,342	1,346	1,422	1,358	102.7%	102.4%	96.9%	101.5%

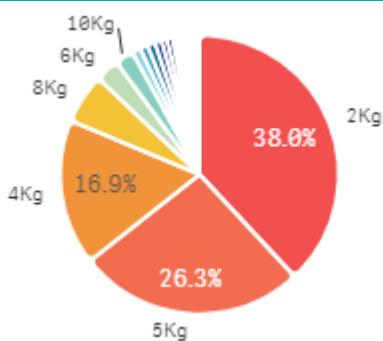
### 출하 품종별 거래물량 구성비



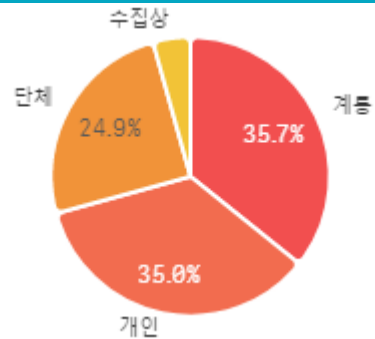
### 출하 품종별 거래금액 구성비



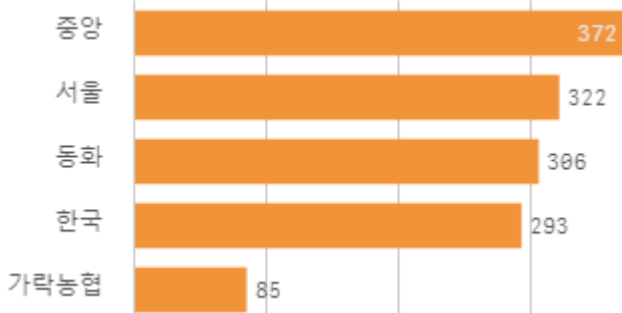
### 거래 단량별 물량 구성비



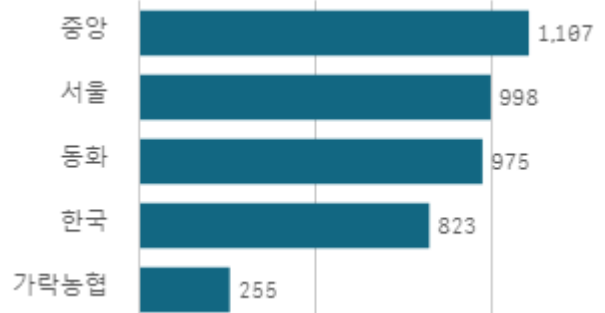
### 출하자별 거래물량 구성비



### 도매시장 법인별 거래물량(톤)

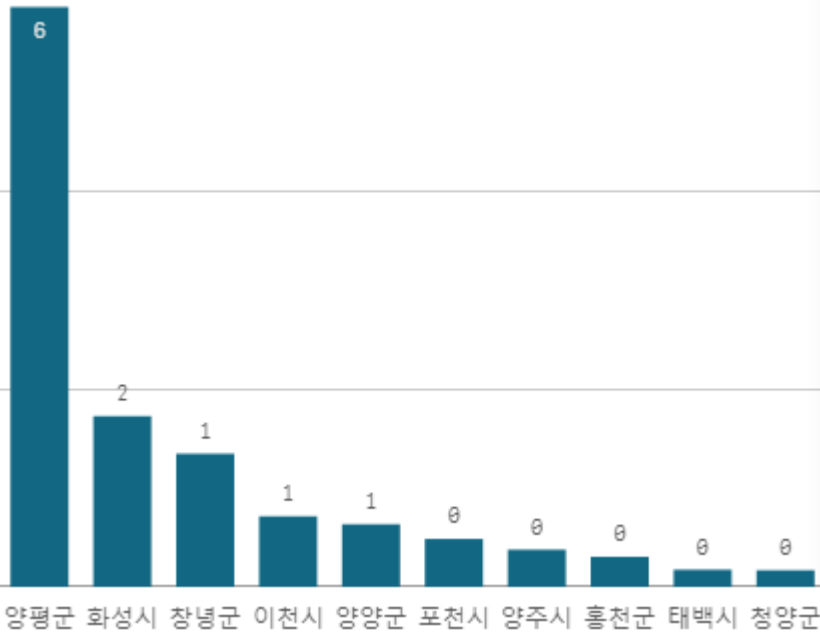


### 도매시장 법인별 거래금액(백만원)



# 느타리버섯(2Kg)

산지별 거래물량(톤)



출하산지(개소)

16

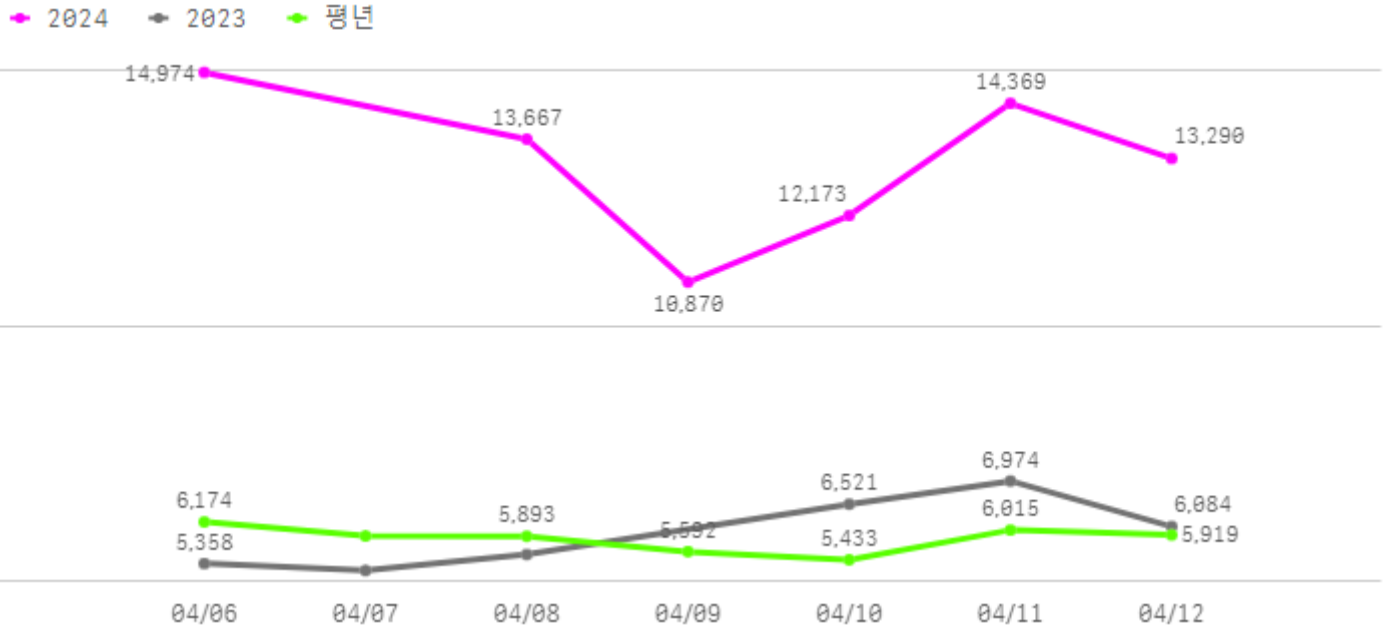
출하건수(천건)

0

산지별 주출하 시군구



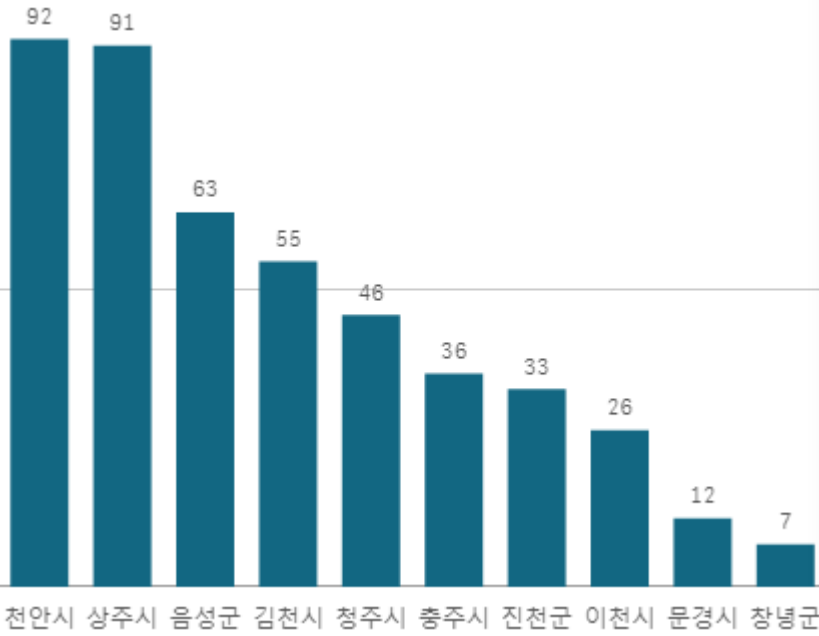
주간 도매가격(원)



구분	금주(A)	전주(B)	전월(C)	전년(D)	평년(E)	A/B	A/C	A/D	A/E
가격(원)	13,224	15,378	11,818	5,949	5,859	86.0%	111.9%	222.3%	225.7%

# 새송이버섯(2Kg)

산지별 거래물량(톤)



출하산지(개소)

22

출하건수(천건)

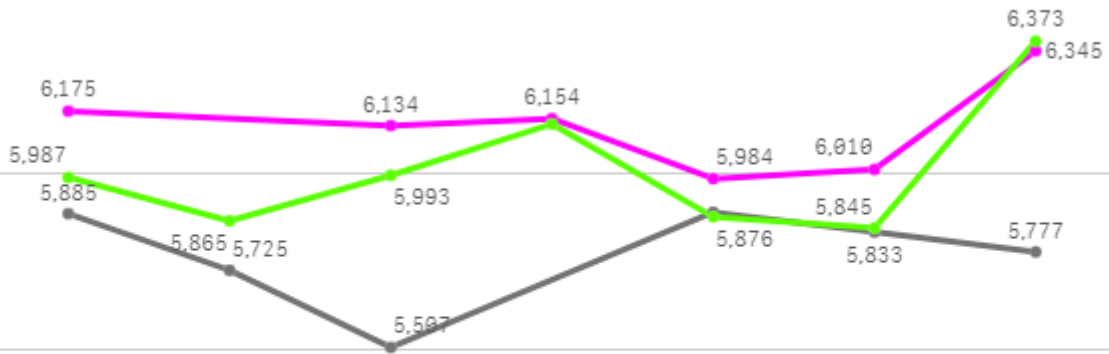
3

산지별 주출하 시군구



주간 도매가격(원)

◆ 2024    ◀ 2023    ◆ 평년



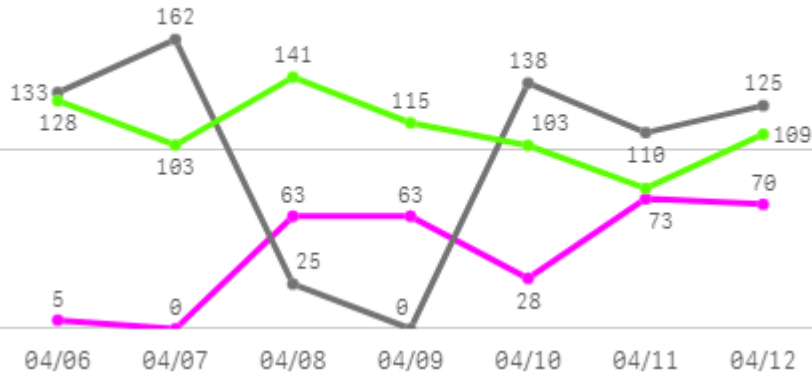
04/06    04/07    04/08    04/09    04/10    04/11    04/12

구분	금주(A)	전주(B)	전월(C)	전년(D)	평년(E)	A/B	A/C	A/D	A/E
가격(원)	6,134	6,321	8,658	5,769	6,010	97.0%	70.8%	106.3%	102.1%

# 사과

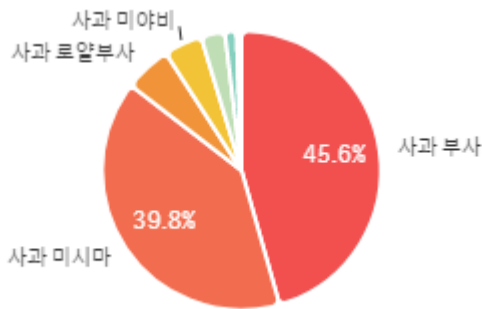
## 주간 반입량(톤)

◆ 2024    ● 2023    ▲ 평년

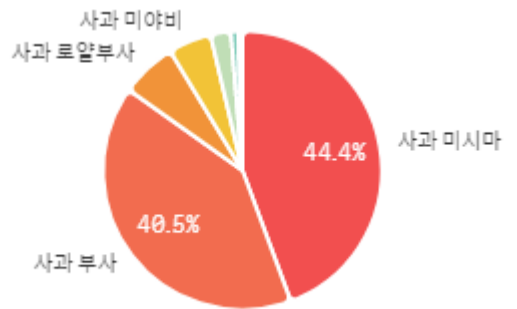


구분	금주(A)	전주(B)	전월(C)	전년(D)	평년(E)	A/B	A/C	A/D	A/E
물량(톤)	302	324	519	693	778	93.4%	58.2%	43.6%	38.8%

### 출하 품종별 거래물량 구성비



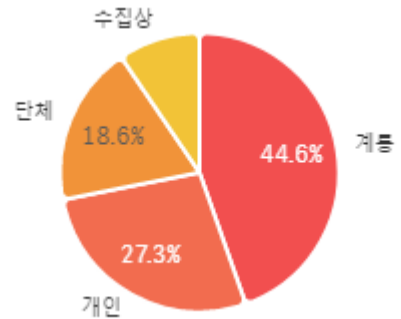
### 출하 품종별 거래금액 구성비



### 거래 단량별 물량 구성비

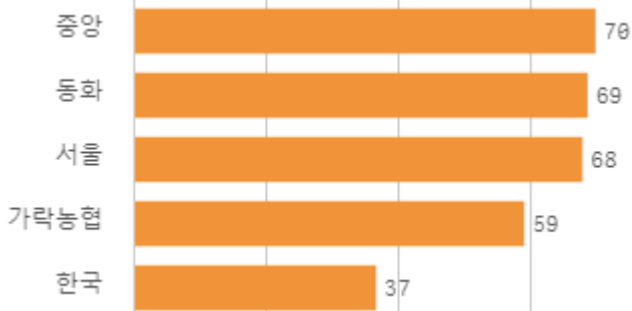


### 출하자별 거래물량 구성비

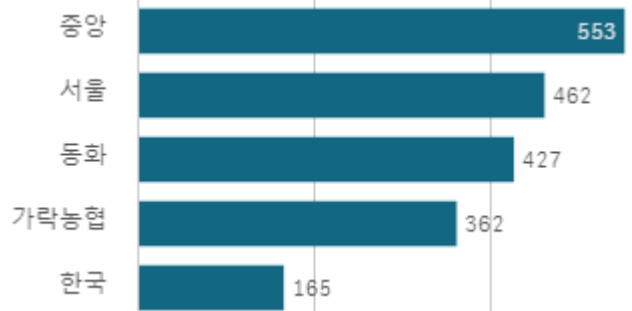


\* The data set contains negative or zero values that cannot ...

### 도매시장 법인별 거래물량(톤)



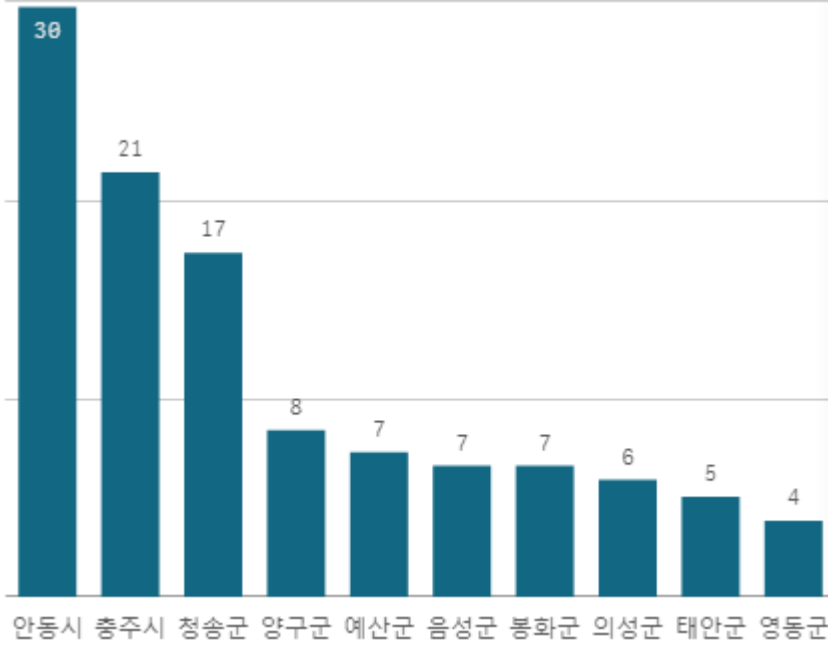
### 도매시장 법인별 거래금액(백만원)





# 사과 부사(10Kg)

산지별 거래물량(톤)



출하산지(개소)

23

출하건수(천건)

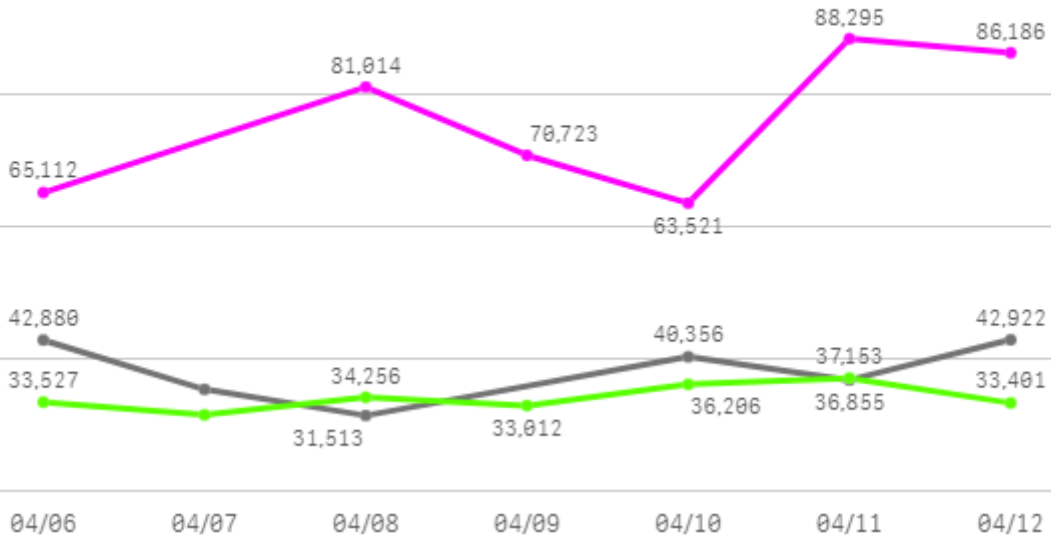
1

산지별 주출하 시군구



주간 도매가격(원)

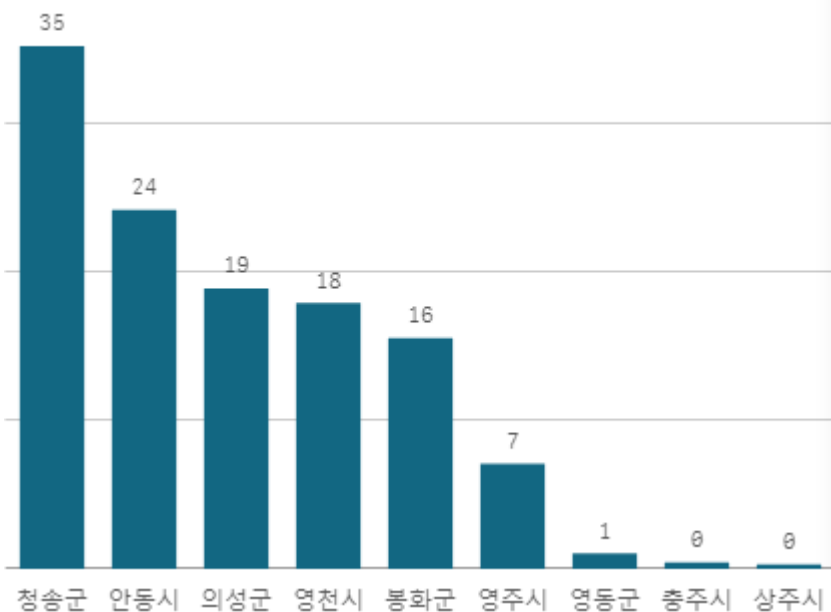
◆ 2024    ● 2023    ◆ 평년



구분	금주(A)	전주(B)	전월(C)	전년(D)	평년(E)	A/B	A/C	A/D	A/E
가격(원)	75,809	74,428	69,571	38,328	34,147	101.9%	109.0%	197.8%	222.0%

# 사과 미시마(10Kg)

산지별 거래물량(톤)



출하산지(개소)

9

출하건수(천건)

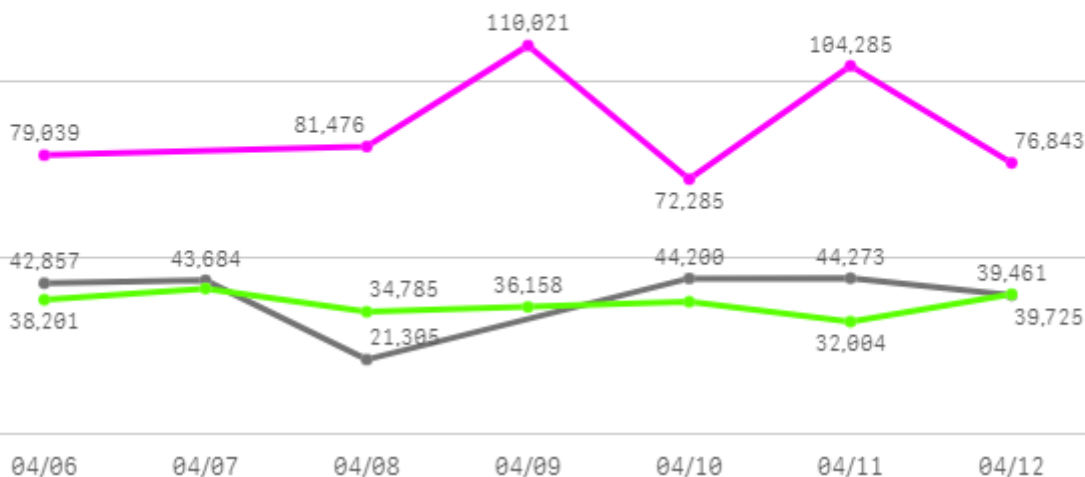
1

산지별 주출하 시군구



주간 도매가격(원)

◆ 2024    ● 2023    ◆ 평년

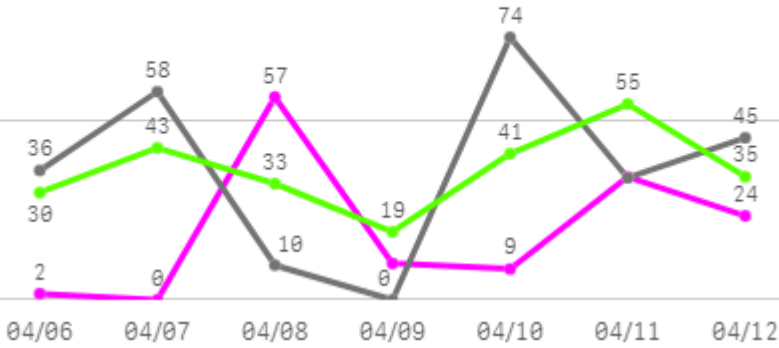


구분	금주(A)	전주(B)	전월(C)	전년(D)	평년(E)	A/B	A/C	A/D	A/E
가격(원)	87,325	87,867	84,516	39,297	37,079	99.4%	103.3%	222.2%	235.5%

# 배

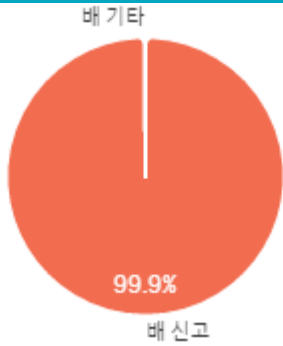
## 주간 반입량(톤)

◆ 2024    ● 2023    ▲ 평년

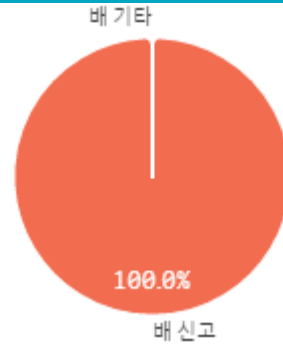


구분	금주(A)	전주(B)	전월(C)	전년(D)	평년(E)	A/B	A/C	A/D	A/E
물량(톤)	135	187	185	258	255	72.6%	73.3%	52.6%	53.2%

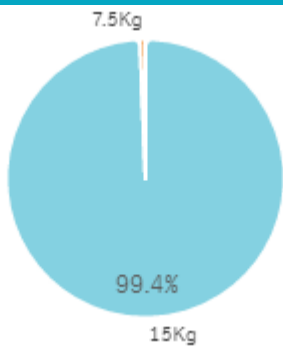
### 출하 품종별 거래물량 구성비



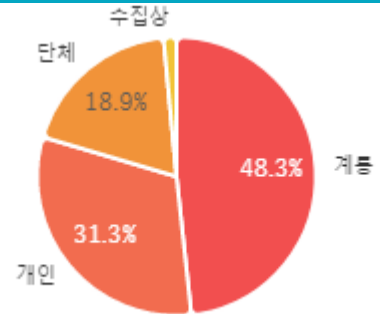
### 출하 품종별 거래금액 구성비



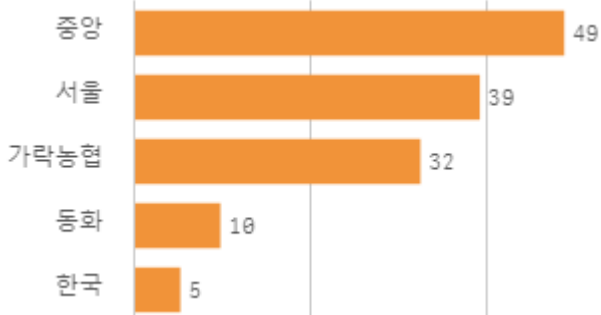
### 거래 단량별 물량 구성비



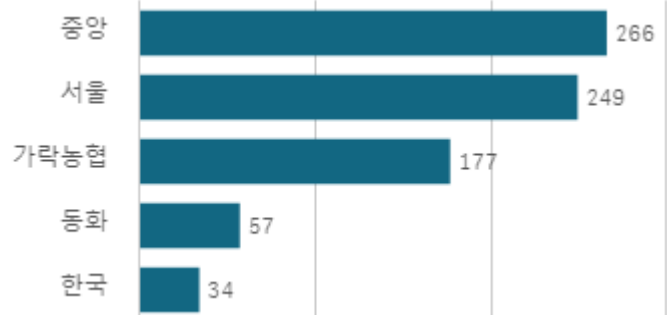
### 출하자별 거래물량 구성비



### 도매시장 법인별 거래물량(톤)

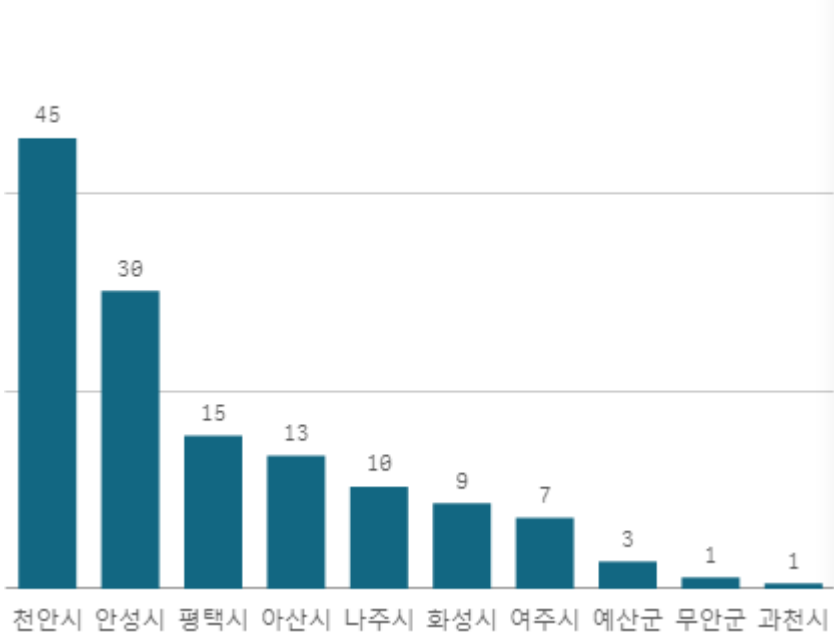


### 도매시장 법인별 거래금액(백만원)



# 배 신고(15Kg)

산지별 거래물량(톤)



출하산지(개소)

11

출하건수(천건)

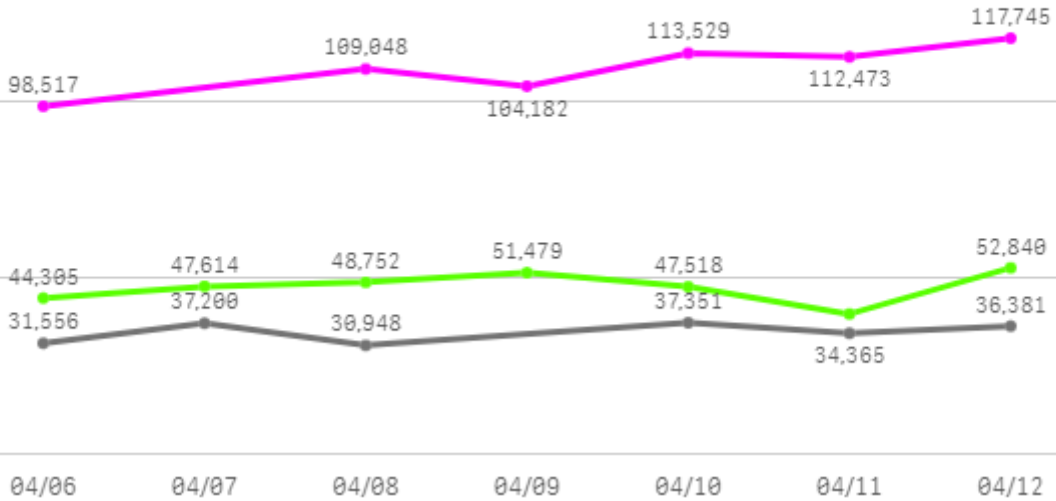
1

산지별 주출하 시군구



주간 도매가격(원)

◆ 2024    ● 2023    ◆ 평년

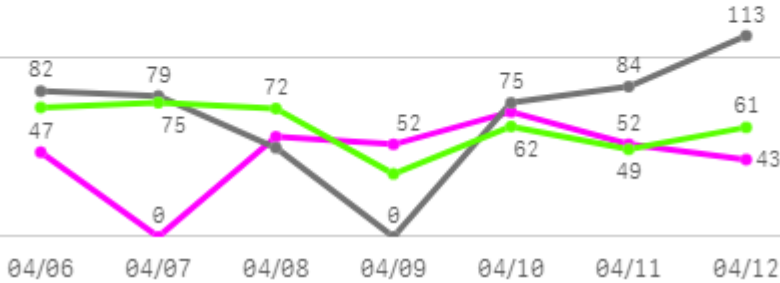


구분	금주(A)	전주(B)	전월(C)	전년(D)	평년(E)	A/B	A/C	A/D	A/E
가격(원)	109,249	100,674	98,058	34,634	47,412	108.5%	111.4%	315.4%	230.4%

# 포도

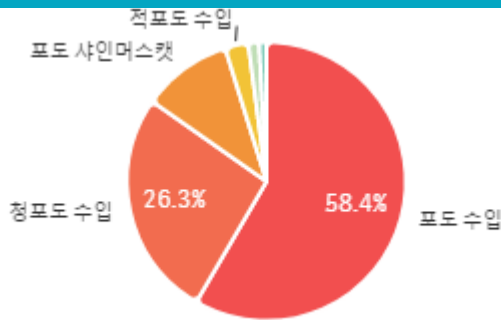
## 주간 반입량(톤)

◆ 2024    ◆ 2023    ◆ 평년

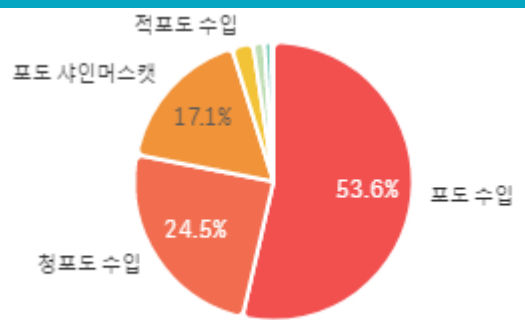


구분	금주(A)	전주(B)	전월(C)	전년(D)	평년(E)	A/B	A/C	A/D	A/E
물량(톤)	321	450	356	483	427	71.3%	90.2%	66.4%	75.1%

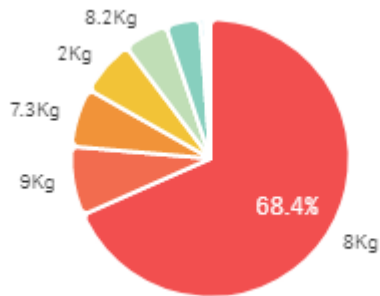
## 출하 품종별 거래물량 구성비



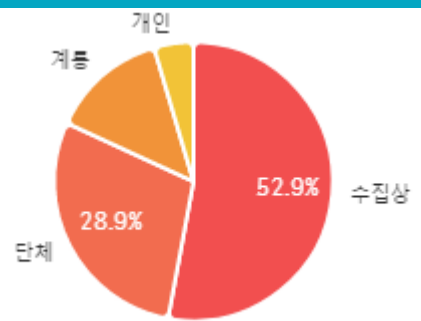
## 출하 품종별 거래금액 구성비



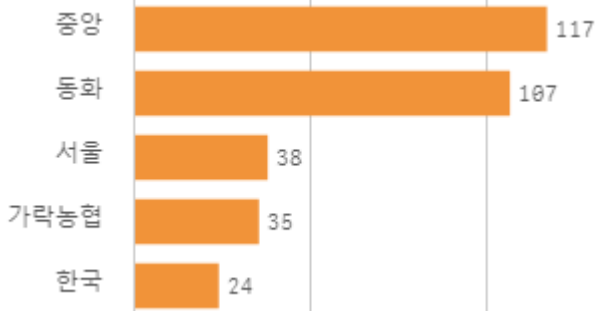
## 거래 단량별 물량 구성비



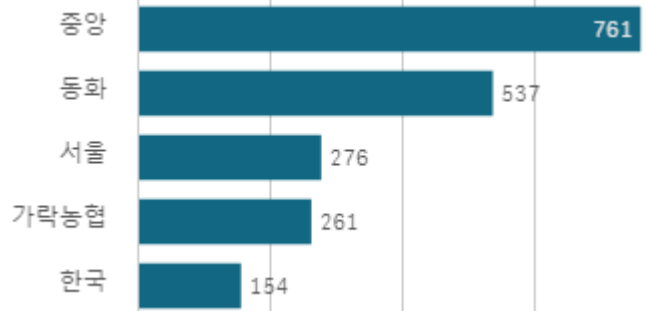
## 출하자별 거래물량 구성비



## 도매시장 법인별 거래물량(톤)

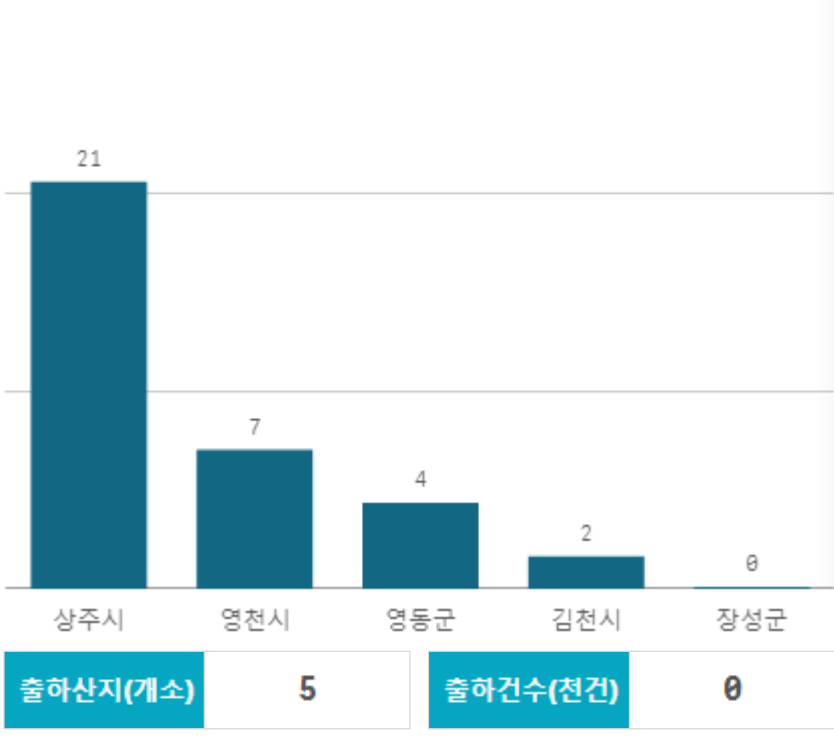


## 도매시장 법인별 거래금액(백만원)



# 포도 샤인머스캣(2Kg)

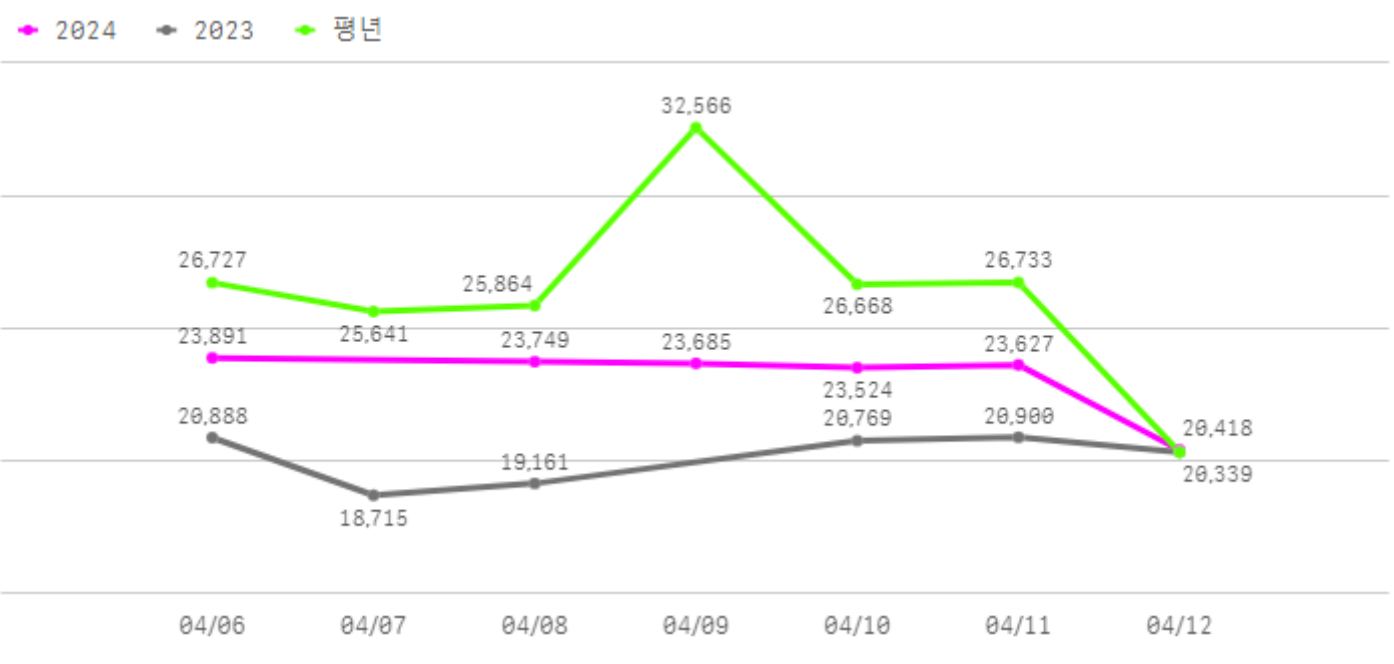
산지별 거래물량(톤)



산지별 주출하 시군구



주간 도매가격(원)

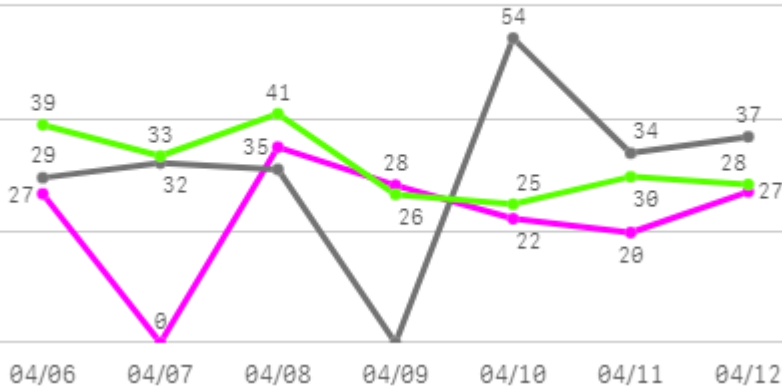


구분	금주(A)	전주(B)	전월(C)	전년(D)	평년(E)	A/B	A/C	A/D	A/E
가격(원)	23,149	25,570	23,125	20,129	26,347	90.5%	100.1%	115.0%	87.9%

# 만감

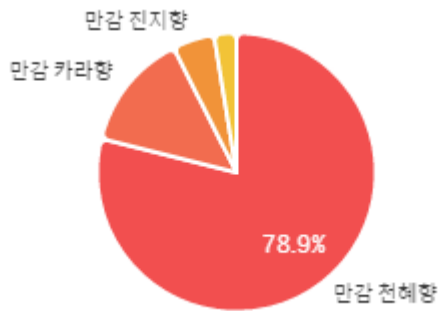
## 주간 반입량(톤)

◆ 2024    ● 2023    ▲ 평년

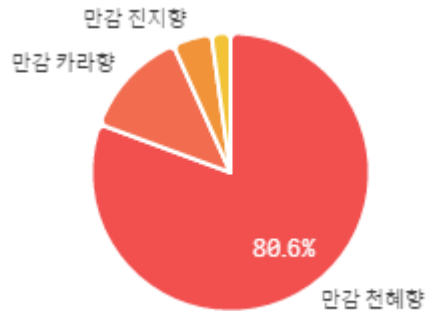


구분	금주(A)	전주(B)	전월(C)	전년(D)	평년(E)	A/B	A/C	A/D	A/E
물량(톤)	158	206	482	217	222	76.9%	32.9%	72.9%	71.3%

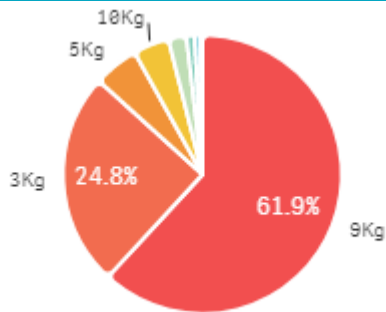
## 출하 품종별 거래물량 구성비



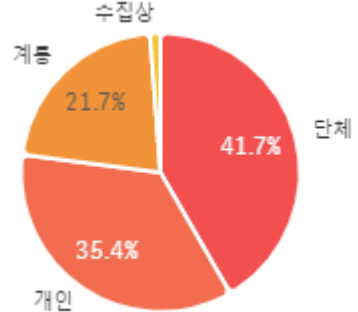
## 출하 품종별 거래금액 구성비



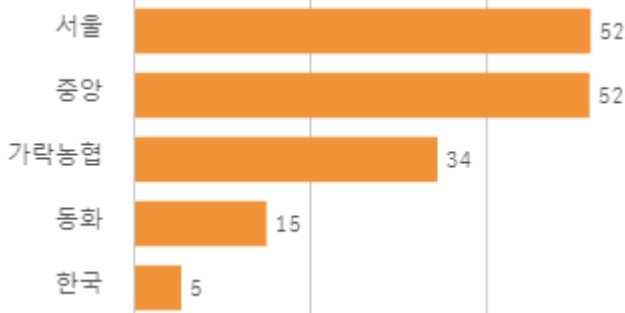
## 거래 단량별 물량 구성비



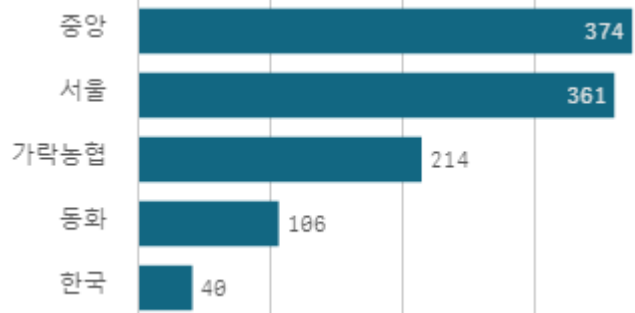
## 출하자별 거래물량 구성비



## 도매시장 법인별 거래물량(톤)

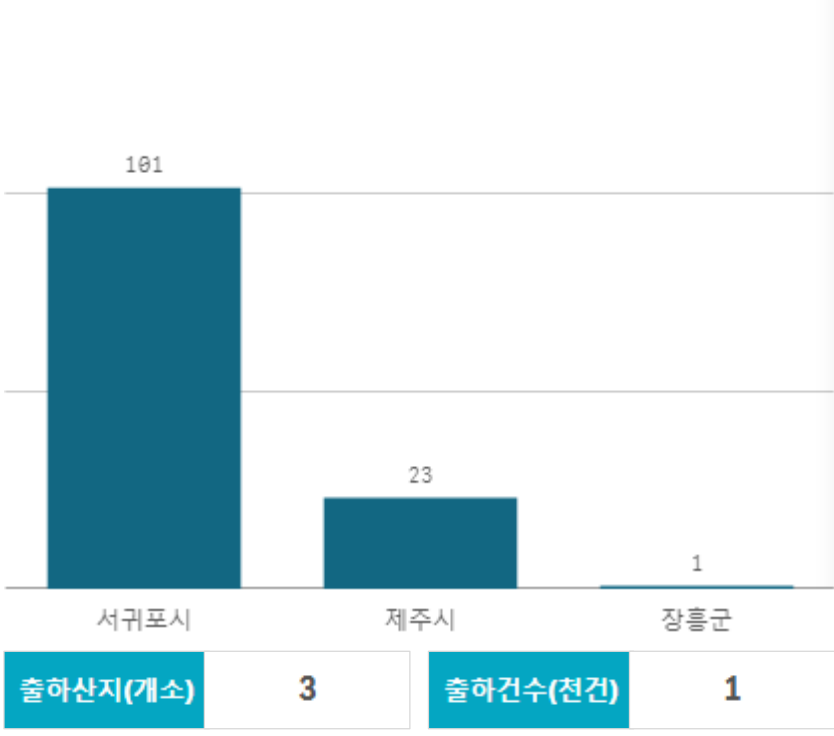


## 도매시장 법인별 거래금액(백만원)



# 만감 천혜향(3Kg)

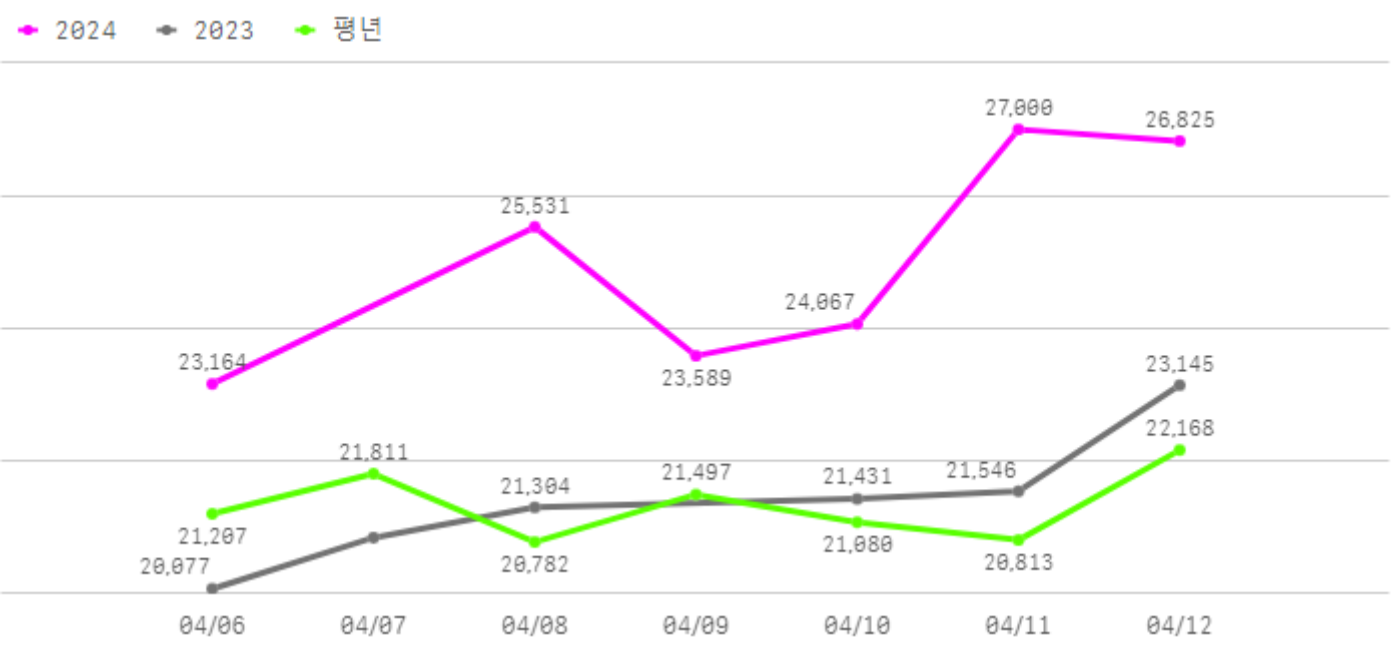
산지별 거래물량(톤)



산지별 주출하 시군구



주간 도매가격(원)



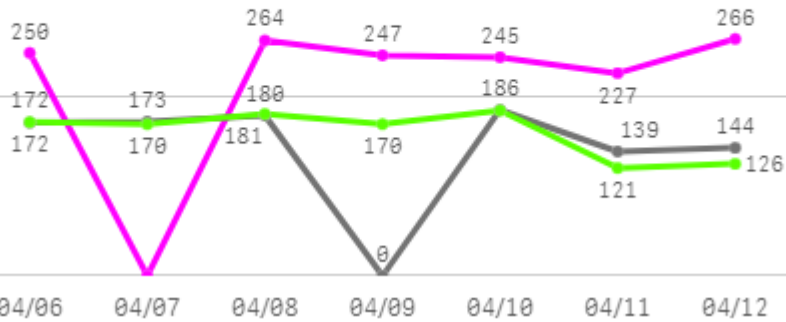
구분	금주(A)	전주(B)	전월(C)	전년(D)	평년(E)	A/B	A/C	A/D	A/E
가격(원)	25,029	25,649	22,057	21,392	21,314	97.6%	113.5%	117.0%	117.4%



# 바나나

## 주간 반입량(톤)

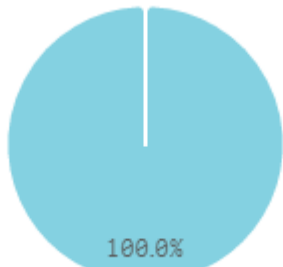
◆ 2024    ● 2023    ▲ 평년



구분	금주(A)	전주(B)	전월(C)	전년(D)	평년(E)	A/B	A/C	A/D	A/E
물량(톤)	1,499	1,352	1,254	994	1,126	110.9%	119.5%	150.9%	133.1%

### 출하 품종별 거래물량 구성비

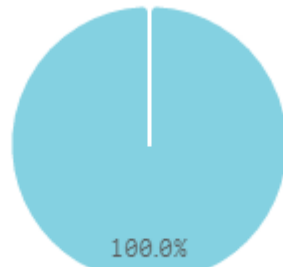
몽키바나나 수입



바나나 수입

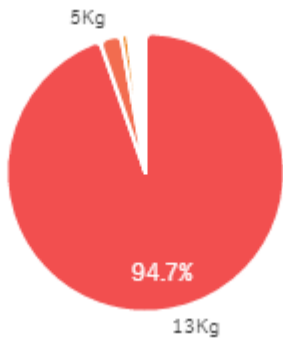
### 출하 품종별 거래금액 구성비

몽키바나나 수입



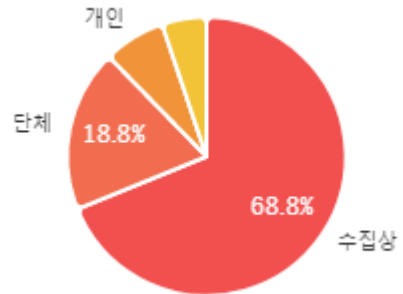
바나나 수입

### 거래 단량별 물량 구성비



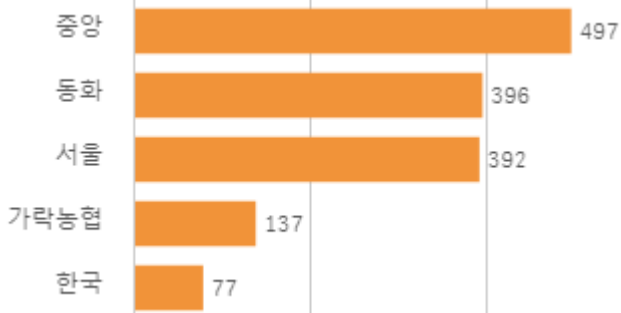
13Kg

### 출하자별 거래물량 구성비

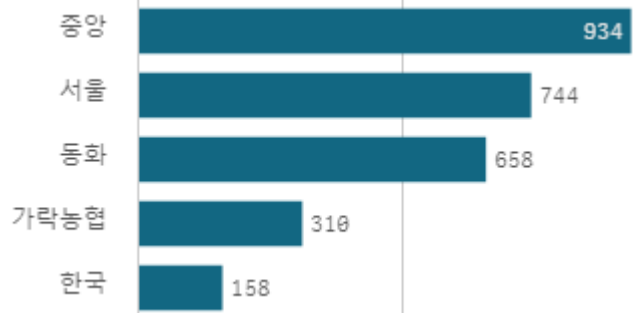


수집상

### 도매시장 법인별 거래물량(톤)

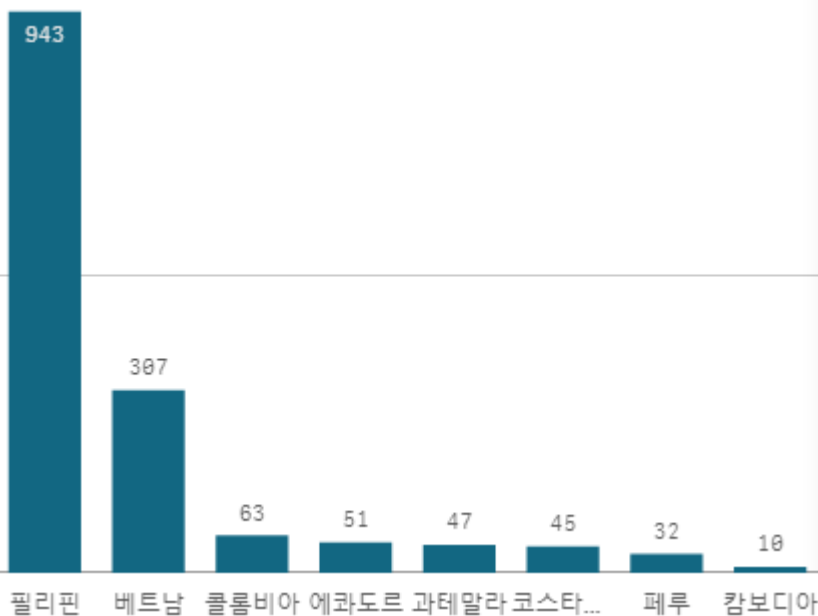


### 도매시장 법인별 거래금액(백만원)



# 바나나 수입(13Kg)

산지별 거래물량(톤)



산지별 주출하 시군구



출하산지(개소)

8

출하건수(천건)

2

주간 도매가격(원)

◆ 2024    ● 2023    ◆ 평년

33,434    33,447    33,323    33,365    33,432    33,491

28,424    29,521    29,166    28,213    28,259    28,959    28,992  
 28,044    28,241    27,782

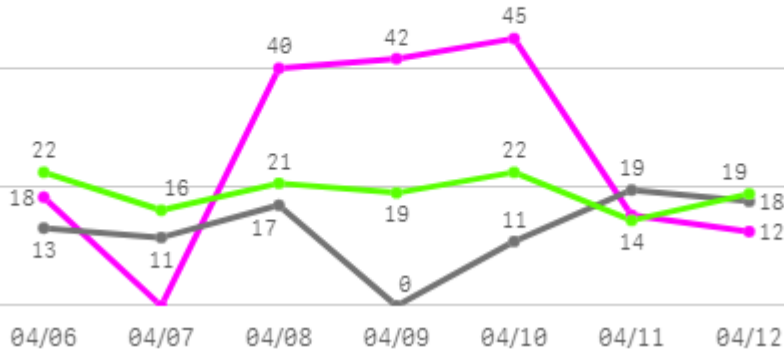
04/06    04/07    04/08    04/09    04/10    04/11    04/12

구분	금주(A)	전주(B)	전월(C)	전년(D)	평년(E)	A/B	A/C	A/D	A/E
가격(원)	28,348	28,032	28,976	33,415	28,525	101.1%	97.8%	84.8%	99.4%

# 고등어

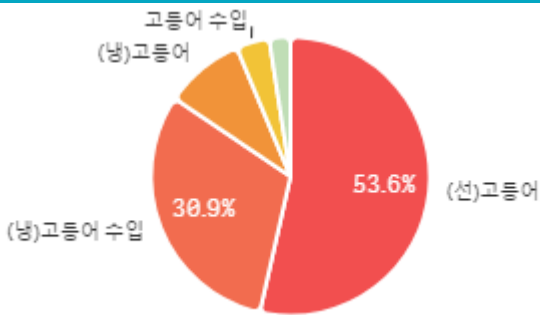
## 주간 반입량(톤)

◆ 2024    ● 2023    ▲ 평년

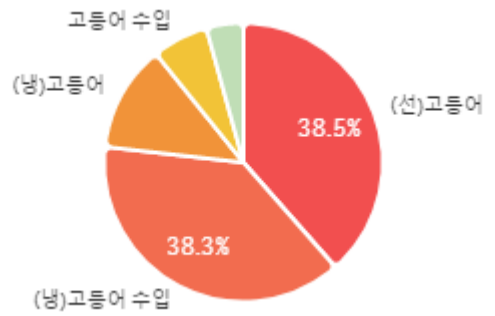


구분	금주(A)	전주(B)	전월(C)	전년(D)	평년(E)	A/B	A/C	A/D	A/E
물량(톤)	172	167	147	89	134	103.4%	117.5%	193.0%	128.9%

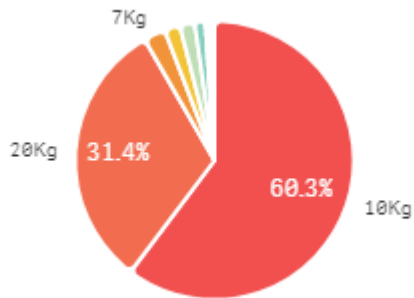
### 출하 품종별 거래물량 구성비



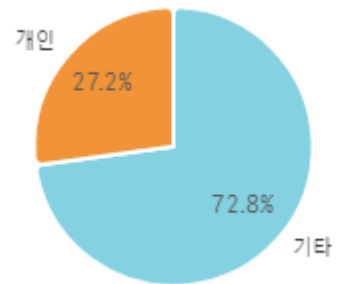
### 출하 품종별 거래금액 구성비



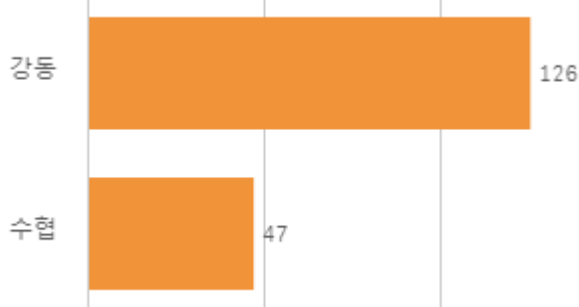
### 거래 단량별 물량 구성비



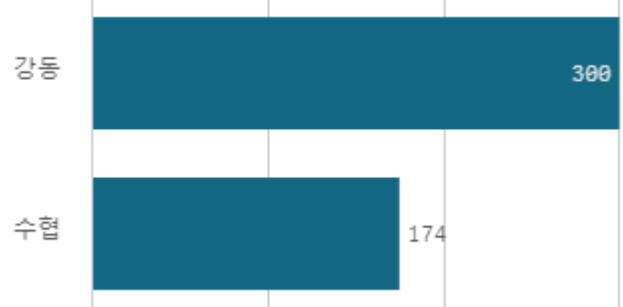
### 출하자별 거래물량 구성비



### 도매시장 법인별 거래물량(톤)

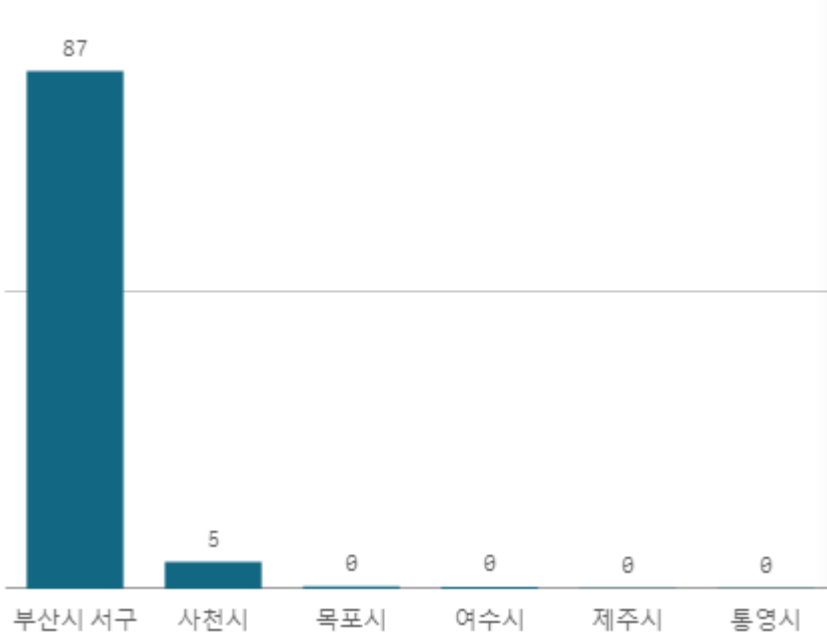


### 도매시장 법인별 거래금액(백만원)



# (선)고등어(10Kg)

산지별 거래물량(톤)



산지별 주출하 시군구



출하산지(개소)

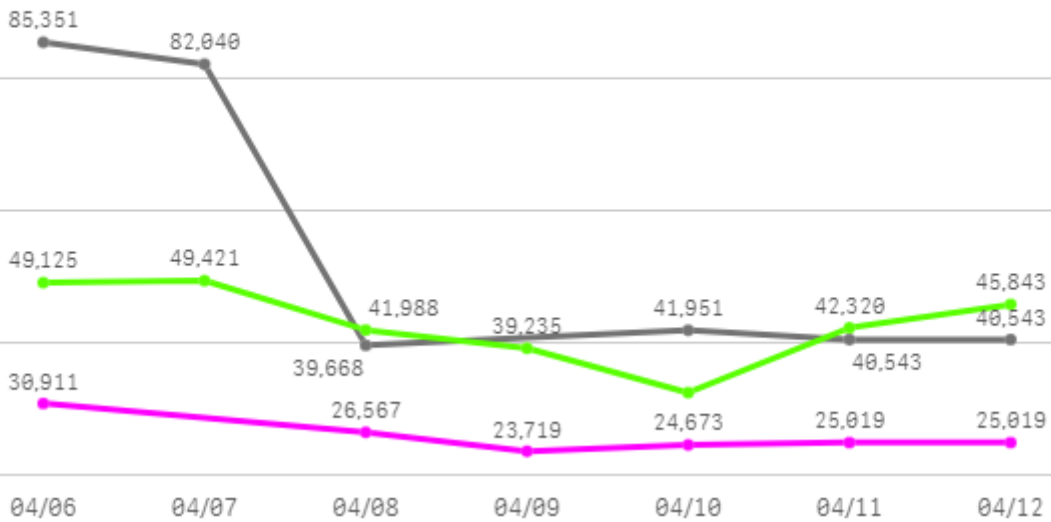
6

출하건수(천건)

0

주간 도매가격(원)

◆ 2024    ● 2023    ◆ 평년

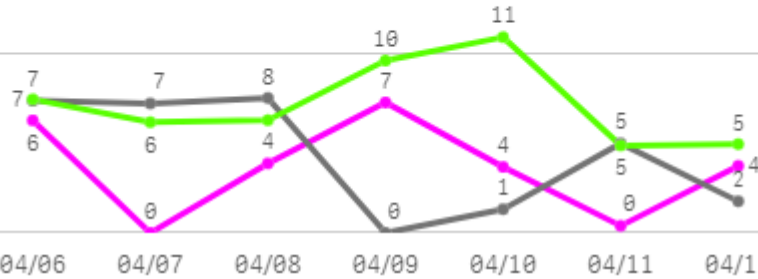


구분	금주(A)	전주(B)	전월(C)	전년(D)	평년(E)	A/B	A/C	A/D	A/E
가격(원)	25,985	28,406	59,000	55,016	43,113	91.5%	44.0%	47.2%	60.3%

# 명태

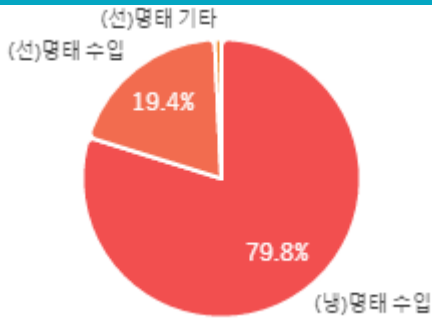
## 주간 반입량(톤)

◆ 2024    ● 2023    ▲ 평년

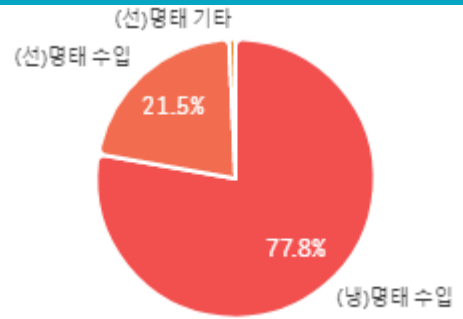


구분	금주(A)	전주(B)	전월(C)	전년(D)	평년(E)	A/B	A/C	A/D	A/E
물량(톤)	25	62	57	30	51	40.8%	44.2%	83.6%	50.2%

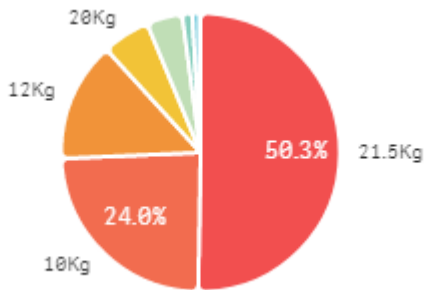
### 출하 품종별 거래물량 구성비



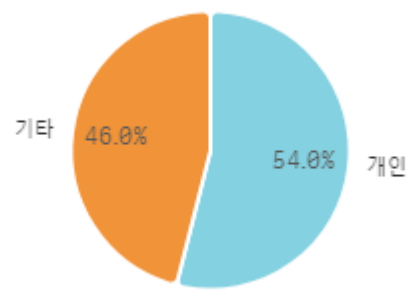
### 출하 품종별 거래금액 구성비




### 거래 단량별 물량 구성비



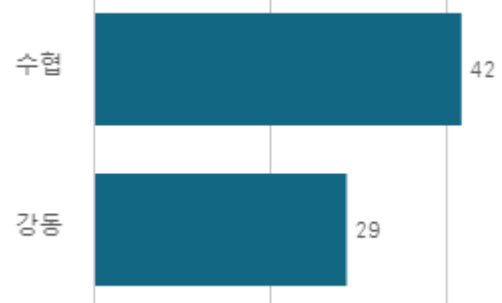
### 출하자별 거래물량 구성비



### 도매시장 법인별 거래물량(톤)

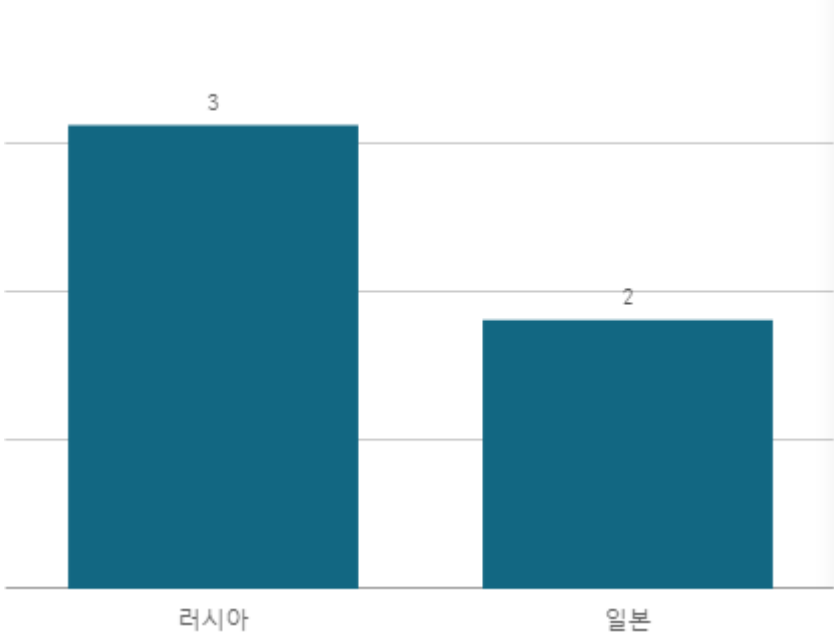


### 도매시장 법인별 거래금액(백만원)

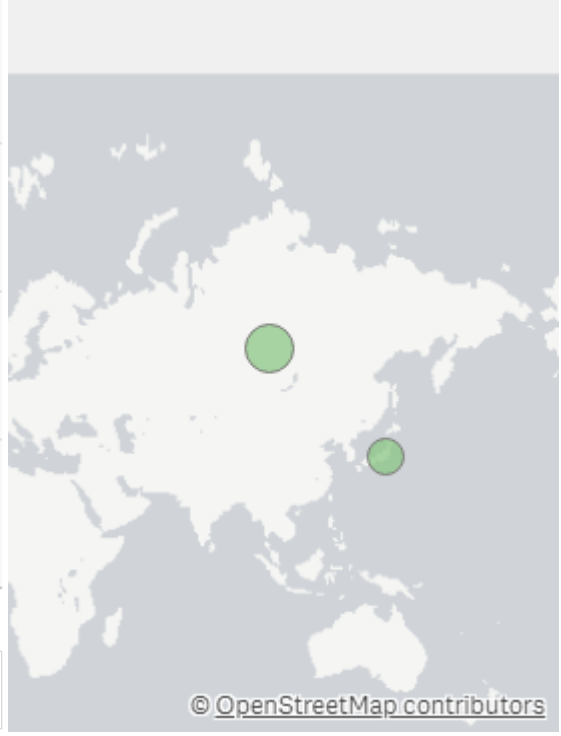


# (선)명태 수입(10Kg)

산지별 거래물량(톤)

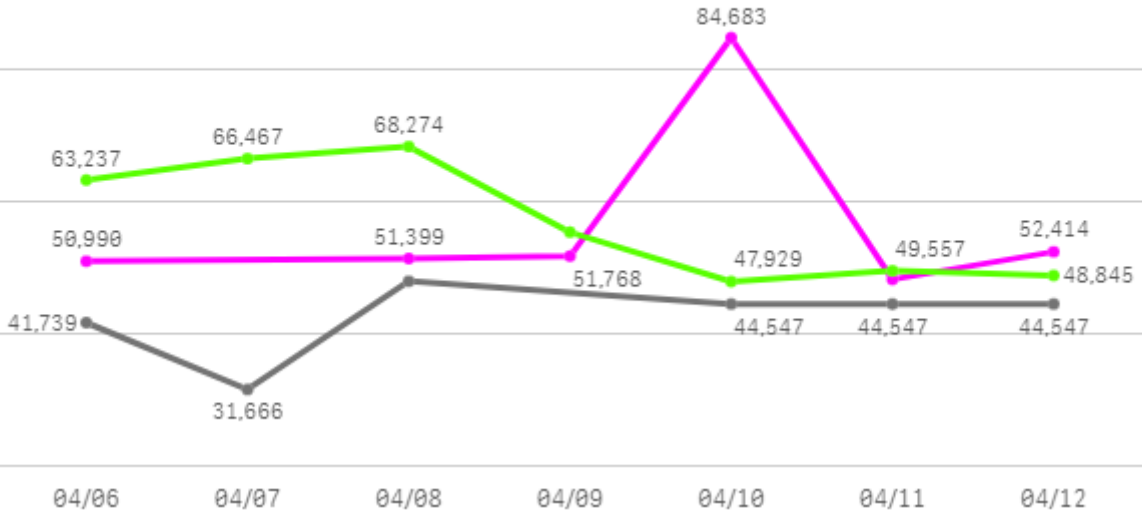


산지별 주출하 시군구



주간 도매가격(원)

◆ 2024    ● 2023    ◆ 평년

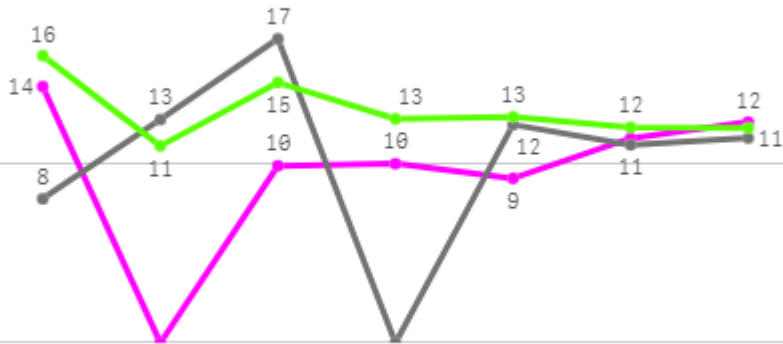


구분	금주(A)	전주(B)	전월(C)	전년(D)	평년(E)	A/B	A/C	A/D	A/E
가격(원)	56,585	52,947	58,958	42,504	57,675	106.9%	96.0%	133.1%	98.1%

# 종합

## 주간 반입량(톤)

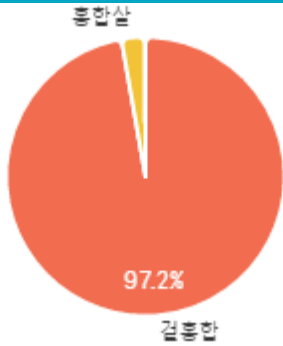
◆ 2024    ● 2023    ▲ 평년



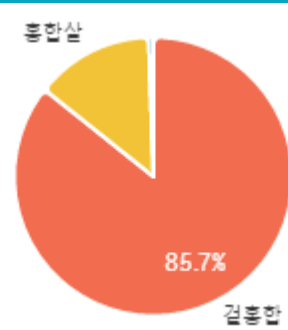
04/06    04/07    04/08    04/09    04/10    04/11    04/12

구분	금주(A)	전주(B)	전월(C)	전년(D)	평년(E)	A/B	A/C	A/D	A/E
물량(톤)	67	75	77	72	91	90.0%	87.3%	93.0%	74.0%

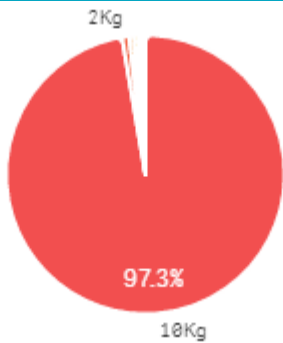
## 출하 품종별 거래물량 구성비



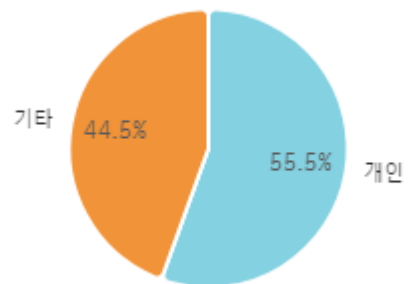
## 출하 품종별 거래금액 구성비




## 거래 단량별 물량 구성비



## 출하자별 거래물량 구성비



## 도매시장 법인별 거래물량(톤)

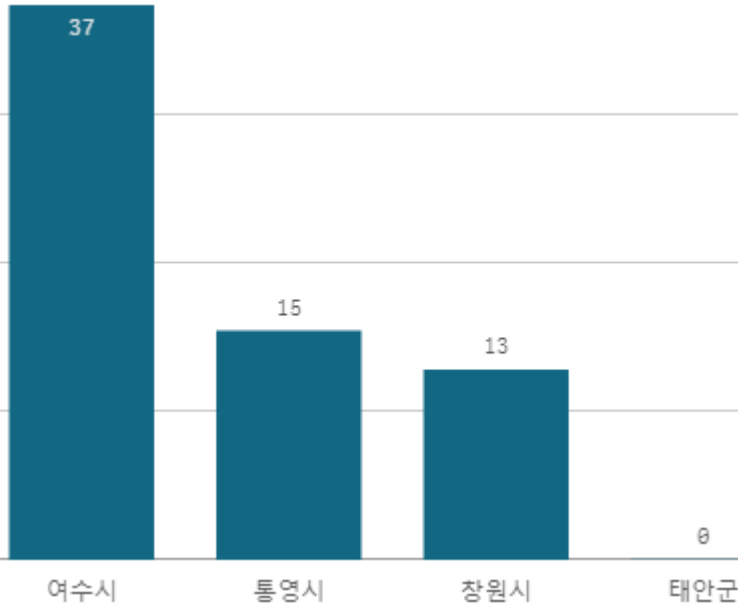


## 도매시장 법인별 거래금액(백만원)



# 걸홍합(10Kg)

산지별 거래물량(톤)



산지별 주출하 시군구



출하산지(개소)

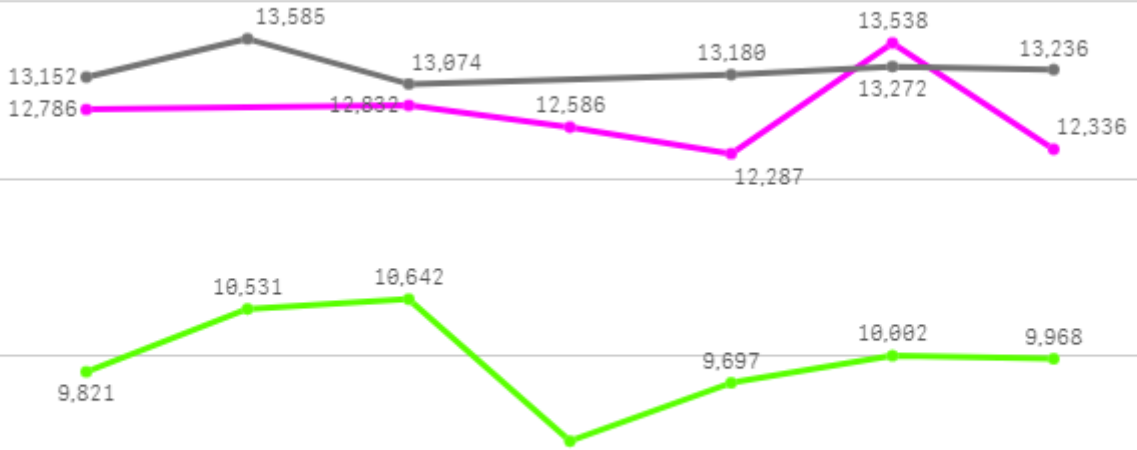
4

출하건수(천건)

1

주간 도매가격(원)

◆ 2024    ● 2023    ◆ 평년



04/06    04/07    04/08    04/09    04/10    04/11    04/12

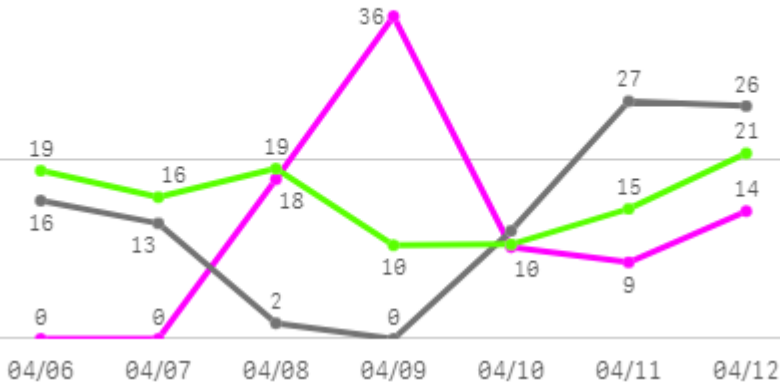
구분	금주(A)	전주(B)	전월(C)	전년(D)	평년(E)	A/B	A/C	A/D	A/E
가격(원)	12,728	12,624	13,147	13,250	9,975	100.8%	96.8%	96.1%	127.6%



# 건멸치

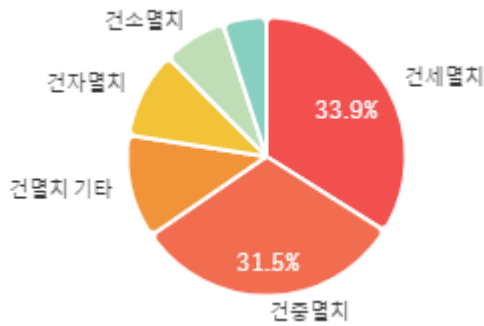
## 주간 반입량(톤)

◆ 2024    ● 2023    ▲ 평년

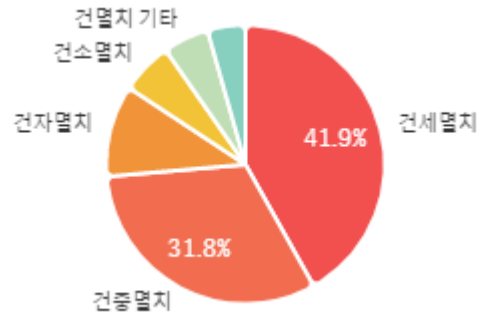


구분	금주(A)	전주(B)	전월(C)	전년(D)	평년(E)	A/B	A/C	A/D	A/E
물량(톤)	87	34	151	95	110	254.8%	58.0%	91.8%	79.1%

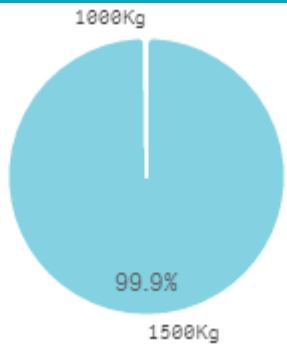
### 출하 품종별 거래물량 구성비



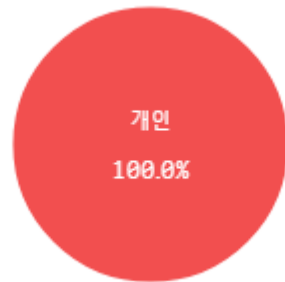
### 출하 품종별 거래금액 구성비



### 거래 단량별 물량 구성비



### 출하자별 거래물량 구성비



### 도매시장 법인별 거래물량(톤)

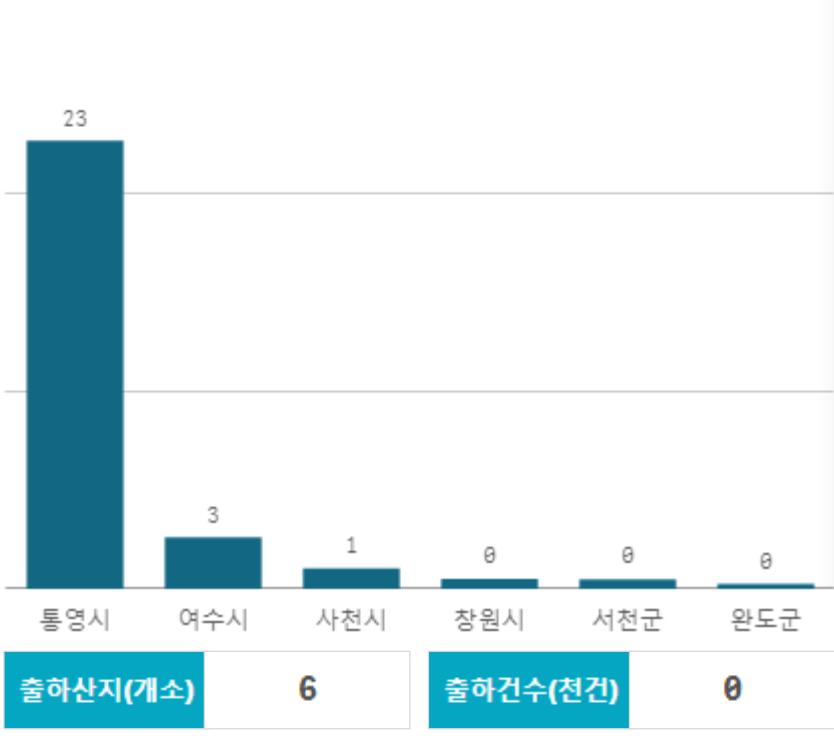
건해 87

### 도매시장 법인별 거래금액(백만원)

건해 930

# 건종멸치(1.5Kg)

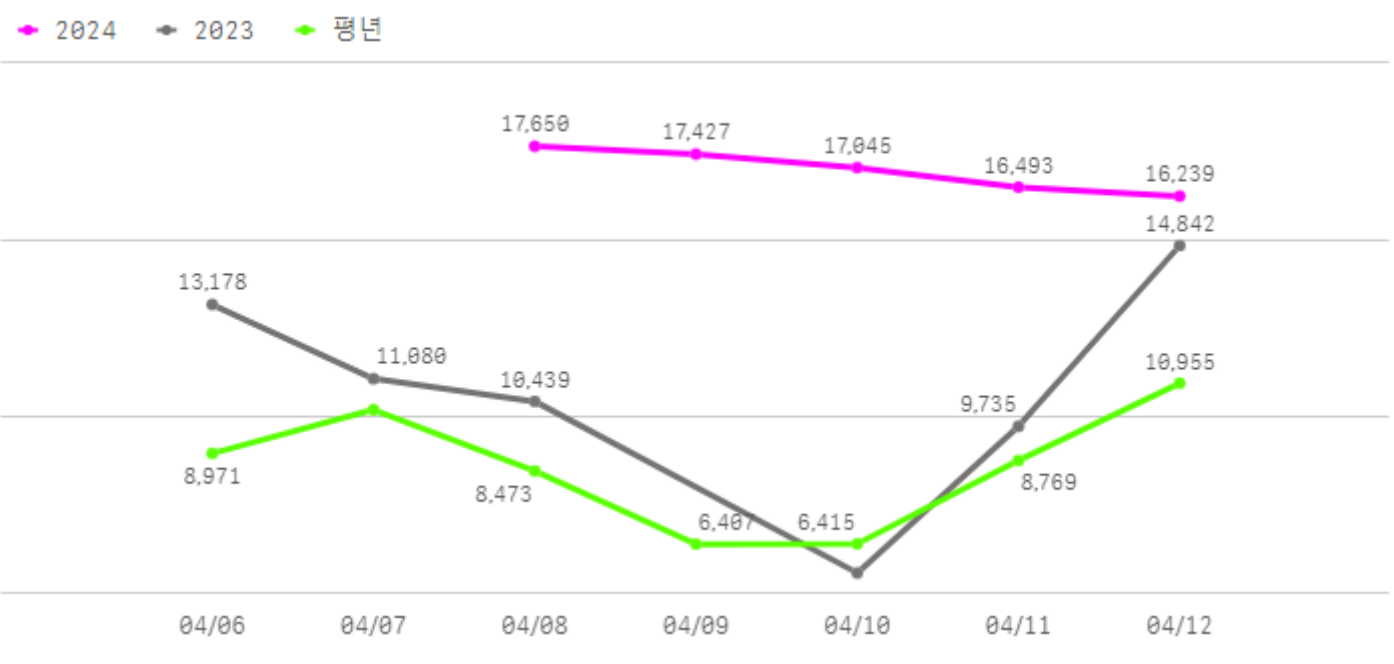
산지별 거래물량(톤)



산지별 주출하 시군구



주간 도매가격(원)



구분	금주(A)	전주(B)	전월(C)	전년(D)	평년(E)	A/B	A/C	A/D	A/E
가격(원)	16,971	18,279	19,261	10,811	8,609	92.8%	88.1%	157.0%	197.1%